

[manuals.plus](#) /

› [KOSPET](#) /

› [KOSPET Tank T3 Ultra 2 Smartwatch User Manual](#)

## KOSPET Tank T3 Ultra 2

# KOSPET Tank T3 Ultra 2 Smartwatch User Manual

Model: Tank T3 Ultra 2

## INTRODUCTION

---

Welcome to the KOSPET Tank T3 Ultra 2 Smartwatch user manual. This guide provides essential information for setting up, operating, and maintaining your new smartwatch. Please read thoroughly to ensure optimal performance and longevity of your device.



Figure 1: KOSPET Tank T3 Ultra 2 Smartwatch with metal strap.

## WHAT'S IN THE BOX

Upon unboxing your KOSPET Tank T3 Ultra 2, you should find the following items:

- Smartwatch with Watch Strap
- Charging Cable
- User Manual

Your browser does not support the video tag.

*Video 1: KOSPET Tank T4 Unboxing. This video demonstrates the unboxing experience and contents for a similar KOSPET Tank series smartwatch.*

## SETUP

## 1. Charging the Smartwatch

Before initial use, fully charge your KOSPET Tank T3 Ultra 2. Connect the provided charging cable to the charging port on the back of the watch and a USB power source. The watch display will indicate charging status.

### Une Batterie Qui Dure Encore et Encore

Exercice continu avec GPS  
**30-35 heures**

Mode AOD  
**3-5 Jours**

Utilisation intensive  
**5-8 Jours**

Utilisation typique  
**12-15 Jours**

Mode veille  
**50+ Jours**

※Remarque : La durée de vie de la batterie peut varier en fonction des paramètres, des conditions de fonctionnement et d'autres facteurs. Le résultat réel peut donc différer des données de laboratoire



Figure 2: Illustration of the KOSPET Tank T3 Ultra 2's extended battery life and charging.

## 2. App Installation and Pairing

Download the 'KOSPET FIT' application from your smartphone's app store (compatible with Android and iOS). Follow the on-screen instructions within the app to pair your smartwatch via Bluetooth. Ensure Bluetooth is enabled on your phone.

## OPERATING THE SMARTWATCH

### 1. Navigation and Display

The KOSPET Tank T3 Ultra 2 features a 1.43-inch AMOLED display with Corning Gorilla Glass 3 for enhanced durability and clarity. Navigate through menus by swiping across the screen or using the physical buttons on the side. The display offers 1000 nits peak brightness for visibility in various conditions.

### Adaptez Votre Style Qui Séduit

En plus de l'interface utilisateur plus dynamique réinventée sur KOSPET TANK T3 Ultra 2, il existe plus de 500 cadrans de montre à télécharger depuis l'application KOSPET FIT, y compris ceux spécialement conçus pour un affichage permanent, afin d'offrir plus de choix pour tous les goûts.

< Always-on

Follow current watch face ☐

Custom ☒

Face Gallery

All day

Schedule ☒

Start time 08:00

End time 22:00

10:08

75%

AOD personnalisé, ou configurez-le pour qu'il suive le cadran actuel de la montre.

Planifiez ou personnalisez la durée d'affichage de l'AOD.

Téléchargez plus de cadrans de montre AOD via APP KOSPET FIT



Figure 3: Customizable watch faces and always-on display options.

## 2. Calls and Notifications



Once paired with your smartphone, the smartwatch supports Bluetooth calls and instant message reminders. You can answer calls directly from your wrist and receive notifications from various applications.

# Multifunctional Smart Watch

## Answer/Make Call



John  
Incoming call

Call

Contacts

Call logs

Keypad

SOS

888 \*\*\* 1235

1 2 3

4 5 6

7\* 8 9\*

0+

12:00

Francis

02:00

## Smart Voice Assistant

How is the weather today ?

Play music.

Call Jack



Tap the screen to start the conversation

## Instant Message Reminder



Notifications

12:00 AM

Aaron:  
Your takeaway is ...

Clear all

Figure 4: Multifunctional smartwatch features including call answering and message reminders.

Your browser does not support the video tag.

Video 2: KOSPET T3 Notification. This video demonstrates how notifications are displayed on the KOSPET T3 smartwatch.

### 3. GPS and Outdoor Features

The KOSPET Tank T3 Ultra 2 features integrated dual-band GPS (L1 and L5 signals) with support for 6 satellite positioning systems, ensuring precise tracking. It also includes a compass, altimeter, and barometer to assist with outdoor navigation and environmental monitoring.



## Une Aventure Traçable Attend

Tous les types de cyclistes, randonneurs et explorateurs peuvent être alimentés par le système de positionnement bi-bande et 6 satellites de KOSPET TANK T3 ULTRA 2. Cette montre intelligente avec boussole intégrée et altimètre peut déterminer votre cap actuel, l'altitude et la pression atmosphérique.

REMARQUE : la montre connectée dispose d'un GPS intégré, elle peut uniquement suivre le chemin d'activité, sans capacités de navigation ni de cartographie.

Figure 5: GPS tracking for outdoor activities, displaying route and performance data.

## Gardez La Tête dans Le Jeu

KOSPET TANK T3 ULTRA 2 contient une boussole interne et des capteurs d'altimètre barométrique qui affichent votre altitude de cap actuelle et votre pression barométrique, afin que vous puissiez naviguer dans la nature à votre guise.



**Boussole**

Orientez-vous avec des lectures précises, peu importe où vous vous aventurez.



**Altitude**

Gardez une trace de votre altitude actuelle et tracez les tendances de l'altitude.



**Pression de l'air**

Mesurez votre pression atmosphérique actuelle et affichez un graphique des changements.

Figure 6: Integrated compass, altimeter, and air pressure monitoring for outdoor adventures.

Your browser does not support the video tag.

Video 3: Smartwatch with GPS, Offline Maps, and Walkie-Talkie. This video highlights the GPS and communication features of a KOSPET smartwatch.

Your browser does not support the video tag.

Video 4: How to Install Offline Maps on KOSPET TANK T4&M4?. This video provides instructions for using offline maps on KOSPET Tank series smartwatches.

## 4. Sports Modes and Health Monitoring

The watch supports over 170 sports modes and features intelligent recognition for 6 common sports. It offers comprehensive health monitoring, including 24/7 heart rate tracking, blood oxygen (SpO2) measurement, and detailed sleep analysis.



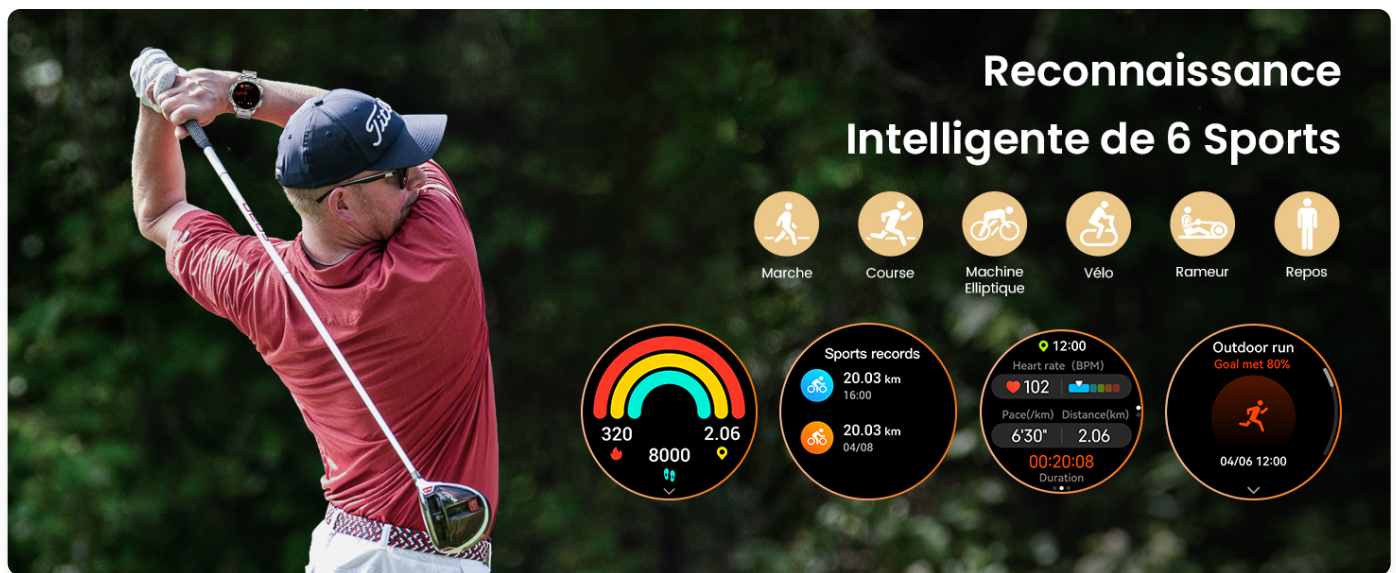


Figure 7: Intelligent recognition for 6 sports modes, including walking, running, cycling, and rowing.

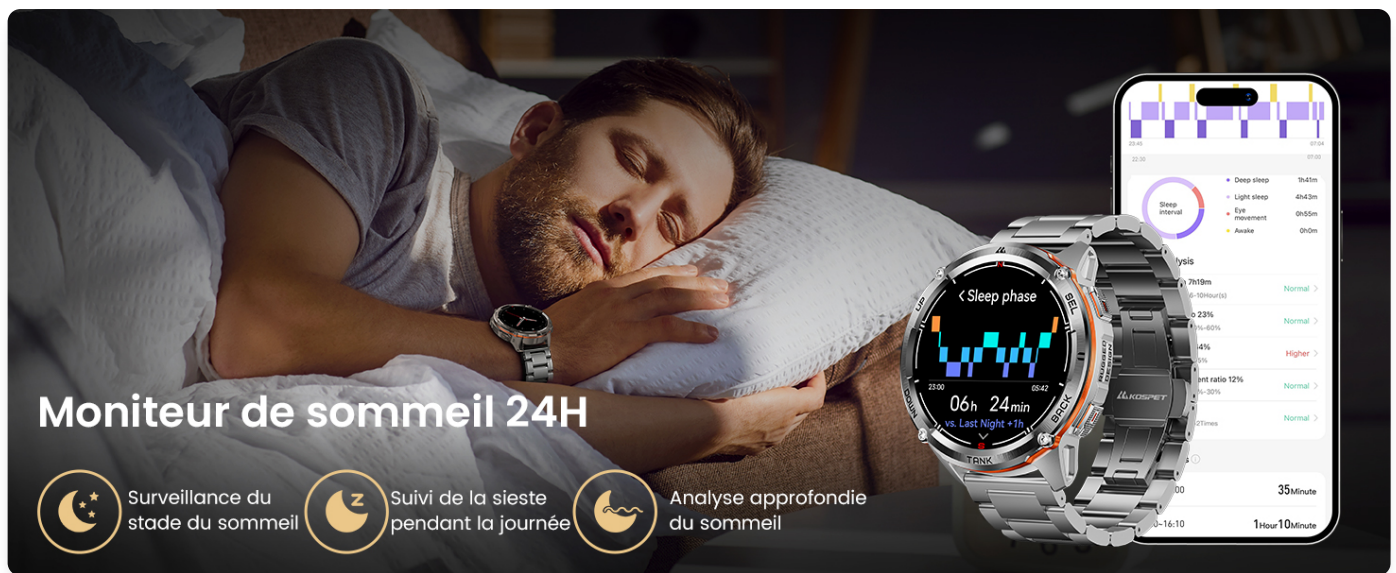


Figure 8: Swimming mode with 5ATM and IP69K water resistance, tracking metrics like heart rate and strokes.



Figure 9: Personal health monitoring features including heart rate, blood oxygen, and blood pressure tracking.





## DURABILITY AND BUILD QUALITY

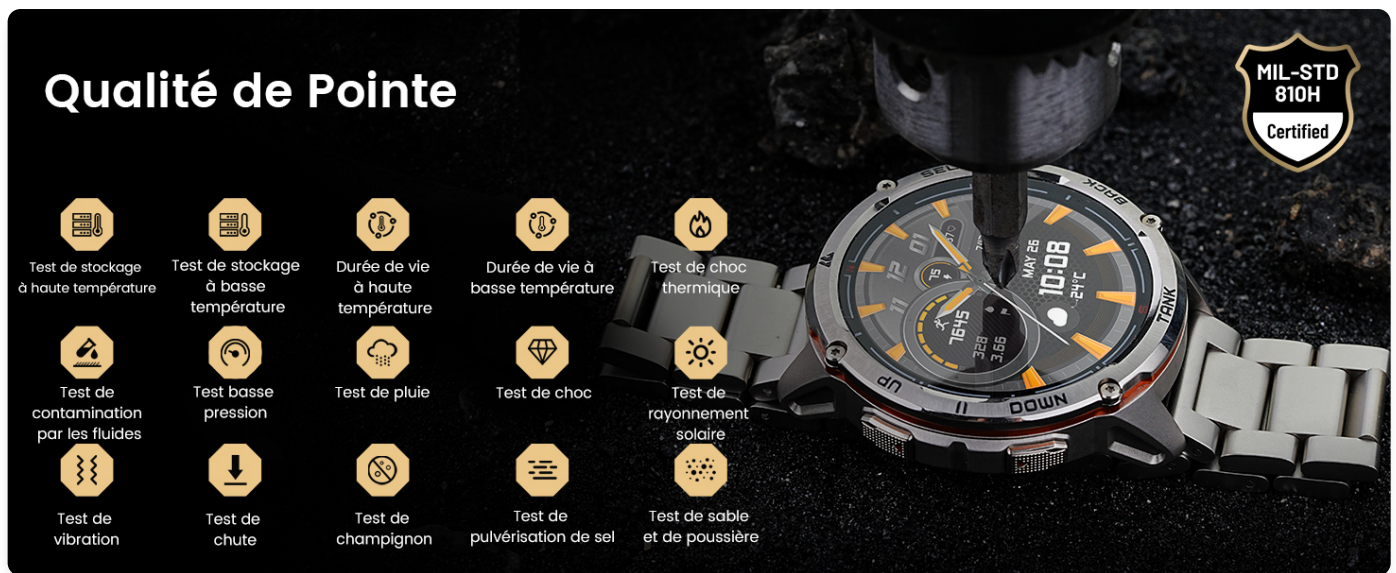


Figure 12: Demonstrating the smartwatch's resilience through various quality tests, including high/low temperature, shock, and fluid contamination.

Your browser does not support the video tag.

Video 5: KOSPET Tank T4 Smartwatch GPS. This video showcases the ruggedness and GPS capabilities of a KOSPET Tank series smartwatch.

Your browser does not support the video tag.

Video 6: KOSPET T3 Smartwatch. This video demonstrates various features including durability, sports modes, and health tracking.

## MAINTENANCE

To ensure the longevity and optimal performance of your KOSPET Tank T3 Ultra 2, follow these maintenance guidelines:

- **Cleaning:** Regularly wipe the watch screen and body with a soft, damp cloth. For the strap, use mild soap and water if necessary, then rinse thoroughly and dry completely.
- **Water Exposure:** While the watch is 5ATM and IP69K water-resistant, avoid prolonged exposure to hot water, steam, or high-pressure water jets, as this can compromise the seals. Always dry the watch completely after swimming or exposure to water.
- **Avoid Chemicals:** Do not use harsh chemicals, solvents, or abrasive cleaners on the watch or strap, as they can damage the materials.
- **Temperature Extremes:** Although designed for extreme temperatures, avoid leaving the watch in direct sunlight for extended periods or in extremely cold environments when not in use.

## TROUBLESHOOTING

If you encounter any issues with your KOSPET Tank T3 Ultra 2, refer to the following common solutions:

- **Watch not turning on:** Ensure the watch is fully charged. Connect it to the charger for at least 30 minutes.
- **Cannot pair with phone:** Make sure Bluetooth is enabled on your phone and the watch is within range. Restart both the watch and your phone, then try pairing again through the 'KOSPET FIT' app.
- **Inaccurate health data:** Ensure the watch is worn snugly on your wrist, not too tight or too loose. Clean the sensor on the back of the watch.
- **Notifications not received:** Check your phone's notification settings for the 'KOSPET FIT' app and ensure all necessary permissions are granted. Also, verify that notifications are enabled within the app for specific applications.



- **GPS not connecting:** Ensure you are in an open outdoor area with a clear view of the sky. Allow a few minutes for the watch to acquire satellite signals.

For further assistance, please contact KOSPET customer support.


## SPECIFICATIONS






Feature	Detail
Brand	KOSPET
Model Number	Tank T3 Ultra 2
Display	1.43 Inches AMOLED
Operating System	Compatible with Android and iOS
Connectivity	Bluetooth
Special Features	Always-on Display, Integrated GPS, Compass, Altimeter, Barometer, AI Voice Assistant, Bluetooth Calls
Water Resistance	5ATM, IP69K
Battery Type	Lithium-polymer
Battery Capacity	470 mAh
Storage Capacity	256 MB
Case Material	Full Stainless Steel
Durability Standard	MIL-STD-810H

## WARRANTY AND SUPPORT

Your KOSPET Tank T3 Ultra 2 Smartwatch comes with a **2-year manufacturer's warranty**. For warranty claims, technical support, or any product-related inquiries, please refer to the official KOSPET website or contact your retailer. You can also visit the official KOSPET store for more information and products:[KOSPET Store](#)

### Related Documents - Tank T3 Ultra 2

 KOSPET TANK T3 ULTRA 2 User Manual	<a href="#">KOSPET TANK T3 ULTRA 2 User Manual</a> Comprehensive user manual for the KOSPET TANK T3 ULTRA 2 smartwatch. This guide covers setup, charging, pairing with the KOSPET FIT app, BT calling, OTA updates, watch gestures, and physical button operations, helping users maximize their smartwatch experience for health and fitness.
--	--

	<p><a href="#">KOSPET TANK M3 ULTRA User Manual</a></p> <p>User manual for the KOSPET TANK M3 ULTRA smartwatch, detailing its features, setup, and operation. Learn about charging, pairing with the KOSPET FIT app, using physical buttons, and watch gestures.</p>
	<p><a href="#">KOSPET TANK T3 ULTRA 2 User Manual</a></p> <p>User manual for the KOSPET TANK T3 ULTRA 2 smartwatch, covering setup, charging, pairing, app usage, and button functions.</p>
	<p><a href="#">KOSPET TANK M3 ULTRA User Manual - Guide and Setup</a></p> <p>Explore the KOSPET TANK M3 ULTRA smartwatch with this comprehensive user manual. Learn about setup, charging, app pairing, button functions, gestures, and features for an enhanced user experience.</p>
	<p><a href="#">KOSPET TANK M1 User Manual: Rugged Smartwatch Guide</a></p> <p>Comprehensive user manual for the KOSPET TANK M1 rugged smartwatch. Covers setup, pairing with Da Fit app, features, configuration, charging, and troubleshooting for optimal use.</p>
	<p><a href="#">KOSPET TANK M4/T4 Offline Map User Guide: Installation &amp; Navigation</a></p> <p>Comprehensive guide on how to install and use offline maps on your KOSPET TANK M4 and TANK T4 smartwatches using the Apexmove app. Learn to create custom routes and navigate directly.</p>