

## TABWEE T80(6+128)

# TABWEE T80 Android 15 Tablet User Manual

Model: T80(6+128) | Brand: TABWEE

## 1. GETTING STARTED: UNBOXING AND COMPONENTS

This section details the contents of your TABWEE T80 package and provides an overview of the tablet's physical features.

### 1.1 Package Contents

Verify that all items listed below are present in your package:

- TABWEE T80 Android Tablet
- Bluetooth Keyboard
- Wireless Mouse
- Stylus Pen
- Protective Case
- Screen Protector (pre-applied or separate)
- Tablet Stand
- Charger and USB-C Cable



Image 1.1: The TABWEE T80 tablet shown with its full suite of accessories, including the keyboard, mouse, stylus, and protective case.

## 1.2 Product Overview

Familiarize yourself with the tablet's buttons, ports, and camera locations.

- **Front Camera:** Located at the top center when held in landscape orientation. (2MP)
- **Rear Camera:** Located on the back panel, typically in the upper left corner. (5MP)
- **Power Button:** Used to turn the tablet on/off or wake/sleep the screen.
- **Volume Buttons:** Adjust the audio output level.
- **USB-C Port:** For charging and data transfer.
- **MicroSD Card Slot:** For expanding storage up to 2TB.
- **Speakers:** Dual speakers for audio output.



Image 1.2: An illustrative diagram highlighting key features of the TABWEE T80 tablet, including its Android 15 operating system, Gemini AI, RAM/ROM, screen size, connectivity, battery, and speakers.

## 2. SETUP INSTRUCTIONS

Follow these steps to set up your TABWEE T80 tablet for first-time use.

### 2.1 Initial Power On and Basic Configuration

1. **Charge the Tablet:** Connect the provided USB-C cable and charger to the tablet and a power outlet. Allow the tablet to charge for at least 30 minutes before first use.
2. **Power On:** Press and hold the Power button until the TABWEE logo appears on the screen.
3. **Language and Region:** Follow the on-screen prompts to select your preferred language and region.
4. **Connect to Wi-Fi:** Select your Wi-Fi network from the list and enter the password. A stable internet connection is required for initial setup and updates.
5. **Google Account:** Sign in with your Google account or create a new one. This is necessary to download apps from the Google Play Store.
6. **Date and Time:** Confirm the date and time settings.
7. **Security:** Set up a screen lock (PIN, pattern, or password) for security.

### 2.2 Connecting Accessories

The TABWEE T80 comes with several accessories to enhance its functionality.

- **Bluetooth Keyboard and Mouse:**
  - a. Ensure the keyboard and mouse are charged and powered on.
  - b. On your tablet, go to **Settings > Connected devices > Bluetooth**.
  - c. Enable Bluetooth and scan for new devices.
  - d. Select the keyboard and mouse from the list to pair them. Follow any on-screen prompts.
- **Stylus Pen:** The stylus pen can be used directly on the screen for navigation, drawing, or writing. No pairing is typically required for basic capacitive styluses.
- **Protective Case and Stand:** Attach the protective case to the tablet. The case often includes a foldable stand for hands-free viewing.

## 3. OPERATING INSTRUCTIONS

This section covers the daily operation of your TABWEE T80 tablet.

### 3.1 Basic Navigation and Android 15 Features

- **Home Screen:** Swipe left or right to access different home screens. Tap and hold an empty space to customize widgets, wallpaper, and settings.
- **Notifications and Quick Settings:** Swipe down from the top of the screen to view notifications and access quick settings like Wi-Fi, Bluetooth, and brightness.
- **App Drawer:** Swipe up from the bottom of the screen to access all installed applications.

- **Multitasking (Split Screen):** Android 15 supports enhanced split-screen functionality. To use, open an app, then swipe up from the bottom, hold, and drag another app icon to either side of the screen.
- **Gemini AI 2.0:** Your tablet integrates Gemini AI 2.0 for enhanced task management, smart chats, text-to-image generation, voice-enabled Q&A, and real-time conversations. Access AI features through compatible apps or dedicated AI interfaces.
- **Privacy and Security:** Android 15 offers improved privacy controls. Review and adjust app permissions in **Settings > Privacy**.




Image 3.1: Visual representation of Android 15 features such as split-screen multitasking, new color contrast settings, brightness controls, and personalized widget previews.

### 3.2 Connectivity

- **Wi-Fi:** Supports 802.11a/b/g/n/ac for fast 5G Wi-Fi connectivity. Manage Wi-Fi connections in **Settings > Network & internet > Wi-Fi**.
- **Bluetooth 5.0:** For connecting wireless headphones, speakers, keyboards, and mice. Manage Bluetooth devices in **Settings > Connected devices > Bluetooth**.
- **GPS:** The tablet includes GPS functionality for location services and navigation apps.
- **OTG (On-The-Go):** Supports OTG, allowing you to connect USB devices like flash drives or external hard drives using an appropriate adapter.

### 3.3 Camera Usage

The TABWEE T80 features a 2MP front camera and a 5MP rear camera.

- Open the Camera app from your home screen or app drawer.
- Tap the shutter button to take photos.
- Switch between front and rear cameras using the camera toggle icon.
- Explore different modes such as video recording or panorama if available.



Image 3.2: An illustration showcasing the 2MP front and 5MP rear cameras of the TABWEE T80, suitable for capturing

memories.

### 3.4 Storage and Performance

- **RAM:** The tablet comes with 6GB of physical RAM, expandable virtually to 18GB for smooth multitasking. Adjust RAM settings in **Settings** if needed.
- **Internal Storage:** 128GB ROM is provided for apps and files.
- **Expandable Storage:** A MicroSD card slot allows for storage expansion up to 2TB. Insert a compatible MicroSD card into the designated slot.
- **Processor:** Powered by a Quad-Core Unisoc T310 processor (1x A75 2.0GHz, 3x A55 1.8GHz) and GE8300 GPU for efficient performance.



Image 3.3: This image illustrates the tablet's storage capabilities, including 18GB RAM, 128GB ROM, and support for up to 2TB TF card expansion, indicating ample space for various digital content.

### 3.5 Battery and Charging

- **Battery Capacity:** Equipped with a 6000mAh battery, providing over 10 hours of typical usage.
- **Charging:** Use the provided 10W fast charger and USB-C cable. Connect the cable to the tablet's USB-C port and the charger to a power outlet.
- **Battery Optimization:** Android 15 includes AI Super Power Saving Algorithms to extend battery life. Monitor battery usage in **Settings > Battery**.



Image 3.4: A visual representation of the 6000mAh large battery and its Type-C charging port, emphasizing its all-day power capabilities.

### 3.6 Display and Entertainment

- **Display:** 10-inch IPS display with a resolution of 1280 x 800 pixels.
- **Video Playback:** Supports 1080P video playback for streaming services like Amazon Prime Video, YouTube, Hulu, and HBO.



- **Audio:** Dual speakers provide clear audio for media consumption.

## 4. MAINTENANCE

Proper maintenance ensures the longevity and optimal performance of your tablet.

### 4.1 Battery Care

- Avoid extreme temperatures, as they can degrade battery life.
- Do not let the battery completely drain frequently. Charge it before it reaches 0%.
- Use only the provided charger and cable to prevent damage.

### 4.2 Cleaning

- Use a soft, lint-free cloth to clean the screen and body of the tablet.
- For stubborn smudges, slightly dampen the cloth with water or a screen-cleaning solution. Avoid harsh chemicals.
- Ensure all ports are free of dust and debris.

### 4.3 Software Updates

- Regularly check for and install system updates. These updates often include performance improvements, security patches, and new features.
- Go to **Settings > System > System update** to check for available updates.

## 5. TROUBLESHOOTING

This section addresses common issues you might encounter with your TABWEE T80 tablet.

### 5.1 Tablet Not Powering On

- Ensure the tablet is sufficiently charged. Connect it to the charger and wait a few minutes before attempting to power it on again.
- Try holding the Power button for 10-15 seconds to force a restart.

### 5.2 Wi-Fi Connectivity Issues

- Toggle Wi-Fi off and on in Quick Settings.
- Restart your Wi-Fi router.
- Forget the network in **Settings > Network & internet > Wi-Fi** and reconnect.

### 5.3 Slow Performance

- Close unnecessary background applications.

- Clear cache for frequently used apps in **Settings > Apps > [App Name] > Storage & cache > Clear cache**.
- Ensure you have sufficient free storage space. Delete old files or move them to expandable storage.
- Restart the tablet periodically.

5.4 Accessories Not Connecting

- For Bluetooth accessories, ensure they are charged, powered on, and in pairing mode.
- Verify Bluetooth is enabled on the tablet and try re-pairing the device.
- Check the battery level of the accessories.

6. SPECIFICATIONS

Detailed technical specifications for the TABWEE T80 Android 15 Tablet.

Feature	Specification
Model Name	T80(6+128)
Operating System	Android 15
Screen Size	10 Inches
Max Screen Resolution	1280 x 800 Pixels
Processor	Unisoc T310 Quad-Core (1x A75 2.0GHz, 3x A55 1.8GHz)
RAM	18GB (6GB physical + 12GB virtual)
Flash Memory Size (ROM)	128 GB
Expandable Storage	Up to 2TB via MicroSD card
Wireless Type	802.11a, 802.11ac, 802.11b, 802.11g, 802.11n (5G WiFi)
Bluetooth	Bluetooth 5.0
Battery Capacity	6000mAh
Average Battery Life	480 Hours (Standby) / 10+ Hours (Usage)
Front Camera	2MP
Rear Camera	5MP
Item Weight	1.1 pounds
Product Dimensions	9.5 x 6.3 x 0.3 inches
Color	Silver Gray

## 7. WARRANTY AND SUPPORT

Information regarding your product warranty and how to obtain customer support.

### 7.1 Product Warranty

The TABWEE T80 tablet comes with a **2-Year Warranty**, covering manufacturing defects and ensuring product reliability. This warranty provides peace of mind and support for your device.

### 7.2 Customer Support

For any technical assistance, inquiries, or warranty claims, please contact TABWEE customer support:

- **Email:** [serviceplus.linda@gmail.com](mailto:serviceplus.linda@gmail.com)
- **Phone (US):** +1 (717) 896-6060
- **Phone (UK):** +44 7700 156388
- **Phone (CA):** +1 (587) 841-0500
- **Phone (DE):** +49 157 3598 0115

TABWEE offers 24/7 customer support and lifetime technical assistance to ensure you have the best experience with your product.



Image 7.1: Details regarding TABWEE's 2-year warranty and lifetime support, emphasizing quality and customer satisfaction.



## After-sales Service

### Email

serviceplus.linda@gmail.com

### Phone Number

UK : +44 7700 156388



US : +1 (717) 896-6060

CA: +1 (587) 841-0500

DE : +49 157 3598 0115

Image 7.2: Contact information for TABWEE's after-sales service, including email and phone numbers for various regions.

### Related Documents

	<p><a href="#">TABWEE T20 User Manual &amp; Warranty Card</a></p> <p>User manual and warranty information for the TABWEE T20 tablet, including setup, safety guidelines, maintenance, and regulatory compliance.</p>
	<p><a href="#">TABWEE T80 User Manual and Warranty Information</a></p> <p>Comprehensive user manual and warranty details for the TABWEE T80 tablet, covering activation, features, safety, maintenance, and regulatory compliance.</p>
	<p><a href="#">Test Report for TABWEE Tablet PC (Models T90, W90, T80, T20) - Shenzhen Baijin Technology Co., Ltd.</a></p> <p>Official test report detailing the compliance of the TABWEE Tablet PC, including models T90, W90, T80, and T20, manufactured by Shenzhen Baijin Technology Co., Ltd. The report covers various tests such as frequency error, antenna power, bandwidth, spurious emissions, and interference suppression.</p>

Produktdatenblatt	
Dieses Produkt entspricht der EN 15194:2010 und ist als Produkt der Kategorie 1 eingestuft.	
1. Produkt	1. Produkt
2. Produkt	2. Produkt
3. Produkt	3. Produkt
4. Produkt	4. Produkt
5. Produkt	5. Produkt
6. Produkt	6. Produkt
7. Produkt	7. Produkt
8. Produkt	8. Produkt
9. Produkt	9. Produkt
10. Produkt	10. Produkt
11. Produkt	11. Produkt
12. Produkt	12. Produkt
13. Produkt	13. Produkt
14. Produkt	14. Produkt
15. Produkt	15. Produkt
16. Produkt	16. Produkt
17. Produkt	17. Produkt
18. Produkt	18. Produkt
19. Produkt	19. Produkt
20. Produkt	20. Produkt
21. Produkt	21. Produkt
22. Produkt	22. Produkt
23. Produkt	23. Produkt
24. Produkt	24. Produkt
25. Produkt	25. Produkt
26. Produkt	26. Produkt
27. Produkt	27. Produkt
28. Produkt	28. Produkt
29. Produkt	29. Produkt
30. Produkt	30. Produkt
31. Produkt	31. Produkt
32. Produkt	32. Produkt
33. Produkt	33. Produkt
34. Produkt	34. Produkt
35. Produkt	35. Produkt
36. Produkt	36. Produkt
37. Produkt	37. Produkt
38. Produkt	38. Produkt
39. Produkt	39. Produkt
40. Produkt	40. Produkt
41. Produkt	41. Produkt
42. Produkt	42. Produkt
43. Produkt	43. Produkt
44. Produkt	44. Produkt
45. Produkt	45. Produkt
46. Produkt	46. Produkt
47. Produkt	47. Produkt
48. Produkt	48. Produkt
49. Produkt	49. Produkt
50. Produkt	50. Produkt
51. Produkt	51. Produkt
52. Produkt	52. Produkt
53. Produkt	53. Produkt
54. Produkt	54. Produkt
55. Produkt	55. Produkt
56. Produkt	56. Produkt
57. Produkt	57. Produkt
58. Produkt	58. Produkt
59. Produkt	59. Produkt
60. Produkt	60. Produkt
61. Produkt	61. Produkt
62. Produkt	62. Produkt
63. Produkt	63. Produkt
64. Produkt	64. Produkt
65. Produkt	65. Produkt
66. Produkt	66. Produkt
67. Produkt	67. Produkt
68. Produkt	68. Produkt
69. Produkt	69. Produkt
70. Produkt	70. Produkt
71. Produkt	71. Produkt
72. Produkt	72. Produkt
73. Produkt	73. Produkt
74. Produkt	74. Produkt
75. Produkt	75. Produkt
76. Produkt	76. Produkt
77. Produkt	77. Produkt
78. Produkt	78. Produkt
79. Produkt	79. Produkt
80. Produkt	80. Produkt
81. Produkt	81. Produkt
82. Produkt	82. Produkt
83. Produkt	83. Produkt
84. Produkt	84. Produkt
85. Produkt	85. Produkt
86. Produkt	86. Produkt
87. Produkt	87. Produkt
88. Produkt	88. Produkt
89. Produkt	89. Produkt
90. Produkt	90. Produkt
91. Produkt	91. Produkt
92. Produkt	92. Produkt
93. Produkt	93. Produkt
94. Produkt	94. Produkt
95. Produkt	95. Produkt
96. Produkt	96. Produkt
97. Produkt	97. Produkt
98. Produkt	98. Produkt
99. Produkt	99. Produkt
100. Produkt	100. Produkt

TABWEE T90 Tablet Product Data Sheet - Technical Specifications & Energy Labeling

Detailed product data sheet for the TABWEE T90 tablet, including technical specifications, energy efficiency class, battery life, reparability index, and compliance with EU Regulation 2023/1669.