

AJAZZ AF98Plus

AJAZZ AF98Plus Tri-Mode Office Keyboard User Manual

Model: AF98Plus

INTRODUCTION

This manual provides detailed instructions for the setup, operation, and maintenance of your AJAZZ AF98Plus Tri-Mode Office Keyboard. Please read this manual thoroughly before using the product to ensure optimal performance and longevity.

PRODUCT OVERVIEW

The AJAZZ AF98Plus is a versatile 98-key office keyboard designed for efficiency and comfort. It features tri-mode connectivity, a high-capacity 4000mAh battery, ergonomic design, customizable RGB lighting, and dedicated multimedia function keys.

Key Features

- **98-Key Layout:** Compact yet functional, designed to improve posture and reduce wrist strain.
- **Tri-Mode Connection:** Supports wired (USB-C), 2.4GHz wireless, and Bluetooth connectivity.
- **4000mAh Battery:** High-capacity battery for extended use with low power consumption.
- **Volume Adjustment Knob:** Convenient control for audio levels.
- **Adjustable Foot Support:** Dual-position feet for ergonomic typing angles.
- **RGB Illumination:** 8 distinct RGB lighting effects with adjustable brightness and speed.
- **Multimedia Function Keys:** 15 FN key combinations for quick access to common functions.

ERGONOMICALLY DESIGNED **KEYBOARD**



Image: The AJAZZ AF98Plus keyboard highlighting its ergonomic design, including indicators for Number Lock, Power, and Caps Lock, and a foldable stand for adjustable height.

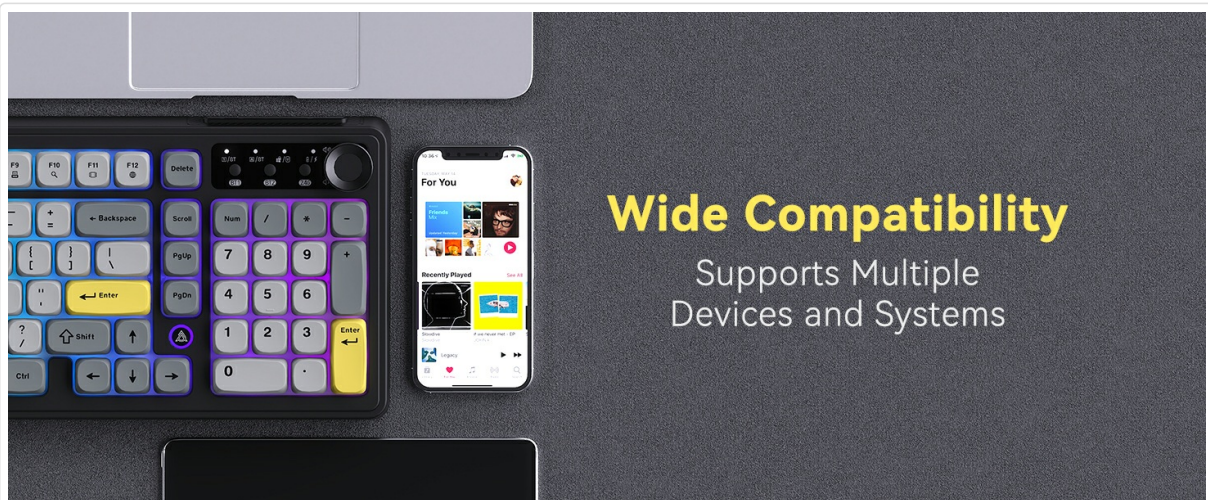


Image: The AJAZZ AF98Plus keyboard positioned on a desk alongside a laptop and notebook, showcasing its full-size ergonomic design for a comfortable typing experience.

SETUP

Package Contents

- AJAZZ AF98Plus Keyboard
- USB-C Cable
- User Manual

Initial Connection

To begin using your keyboard, connect it to your device using one of the available tri-modes: wired, 2.4GHz wireless, or Bluetooth.



Image: The AJAZZ AF98Plus keyboard in its Black Gray Yellow color scheme, displaying the complete key layout.

OPERATING INSTRUCTIONS

Connectivity Modes

The AF98Plus keyboard supports three connection modes:

- **Wired Mode:** Connect the keyboard to your device using the provided USB-C cable. The keyboard will automatically switch to wired mode.
- **2.4GHz Wireless Mode:** Insert the 2.4GHz USB receiver into your device. Switch the keyboard to

2.4G mode using the mode switch located near the volume knob.

- **Bluetooth Mode:** The keyboard supports two Bluetooth connections (BT1 and BT2). Switch the keyboard to BT1 or BT2 mode using the mode switch. On your device, search for "AF98Plus" in Bluetooth settings and pair.



Image: A detailed view of the keyboard's upper right area, featuring the mode switching keys for BT1, BT2, and 2.4G, along with four indicator lights and the volume adjustment knob.

Volume Adjustment Knob

The dedicated knob on the top right of the keyboard allows for quick and easy volume control. Turn the knob clockwise to increase volume, counter-clockwise to decrease volume. Press the knob to mute/unmute.

Adjustable Foot Support

The keyboard features dual-position adjustable feet on the underside. Extend these feet to raise the keyboard to a more angled position for improved typing comfort.



Image: A close-up of the keyboard's underside, showing the foldable kickstand that allows for adjusting the typing angle for enhanced comfort.

RGB ILLUMINATION EFFECTS

The AF98Plus keyboard features 8 types of RGB illumination effects. Use the following FN key combinations to control the lighting:

- **FN + ↑**: Increase light brightness
- **FN + ↓**: Decrease light brightness
- **FN + →**: Increase light speed
- **FN + ←**: Decrease light speed
- **FN + 0**: Switch backlight color
- **FN + P**: Turn off/on the light



Tri- Modes of Connection Experience
a Variety of Convenient Ways to Play

QWERTY Keyboard with Comfortable
and Quiet Low Profile Keys



Includes Features such as Function Keys to Control Media and
Hotkeys for Easy Access to Control Volume

Image: The AJAZZ AF98Plus keyboard illuminated with colorful RGB lighting, showcasing its QWERTY layout and various function keys.




Image: The AJAZZ AF98Plus keyboard showcasing its dynamic RGB lighting effects with keys illuminated in a spectrum of colors.

MULTIMEDIA FUNCTION KEYS

The keyboard includes 15 multimedia function key combinations for enhanced productivity:

- **FN+F1:** Brightness- / Volume-
- **FN+F2:** Brightness+ / Volume+
- **FN+F3:** Multi-Screen Display
- **FN+F4:** Previous Song
- **FN+F5:** Play/Pause
- **FN+F6:** Next Song
- **FN+F7:** Calculator
- **FN+F8:** Settings
- **FN+F9:** Printing
- **FN+F10:** Searching
- **FN+F11:** Application Switching
- **FN+F12:** Language Switching
- **FN+DEL:** HOME
- **FN+Scrl:** INS
- **FN+S:** Toggle WASD and Arrow Keys



Image: A table detailing the FN key combinations for various multimedia functions, displayed alongside the AJAZZ AF98Plus keyboard.

BATTERY INFORMATION

The AJAZZ AF98Plus keyboard is equipped with a 4000mAh high-capacity battery, providing extended usage time. It features a low power consumption chip and an energy-saving design to maximize battery life.



- 4000mAh Battery
- Large Capacity Battery
- Low Power Consumption Chip
- Energy Saving and Power Saving Design

Image: The AJAZZ AF98Plus keyboard, emphasizing its 4000mAh battery, large capacity, low power consumption chip, and energy-saving design.

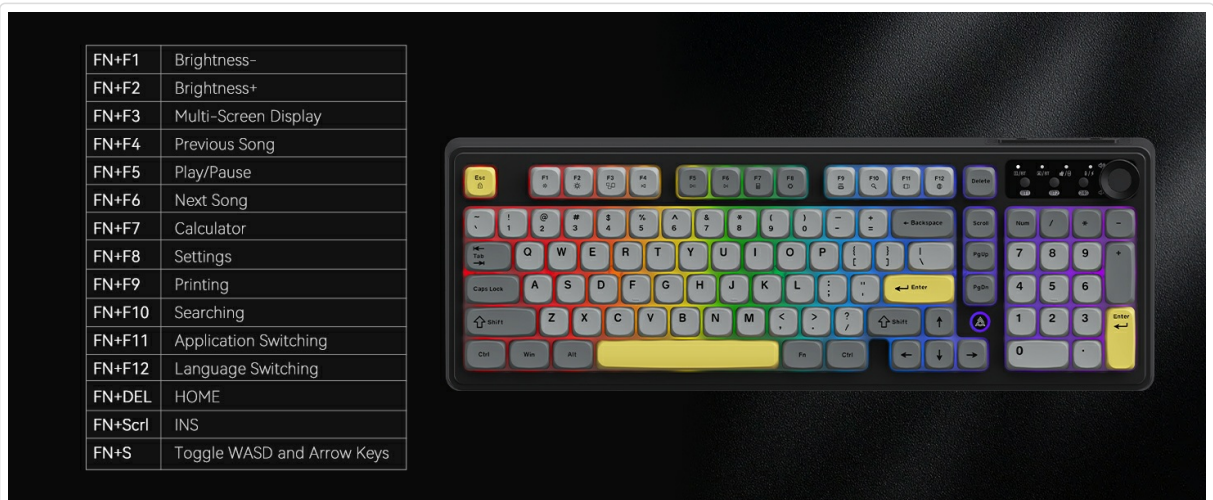


Image: The underside of the AJAZZ AF98Plus keyboard, with a large "4000mAh" graphic, signifying its battery capacity.

MAINTENANCE

Cleaning

To clean your keyboard, disconnect it from your device. Use a soft, dry cloth to wipe the keycaps and chassis. For deeper cleaning, you may use a can of compressed air to remove dust and debris from between the keys. Avoid using liquid cleaners directly on the keyboard.

Storage

Store the keyboard in a cool, dry place away from direct sunlight and extreme temperatures.

TROUBLESHOOTING

Keyboard Not Responding

- **Wired Connection:** Ensure the USB-C cable is securely connected to both the keyboard and your device. Try a different USB port or cable.
- **2.4GHz Wireless:** Ensure the USB receiver is properly inserted and the keyboard is switched to 2.4G mode. Check battery level.
- **Bluetooth:** Ensure Bluetooth is enabled on your device and the keyboard is in BT1 or BT2 mode. Repair the keyboard if necessary. Check battery level.

RGB Lights Turn Off

The RGB lighting is designed to turn off after a period of inactivity to conserve battery. It will automatically reactivate when you resume typing.

Keys Not Functioning Correctly

If specific keys are not working, try cleaning around the keycap. If the issue persists, ensure the keyboard's firmware is up to date (check the manufacturer's website for updates).

SPECIFICATIONS

Feature	Detail
Brand	AJAZZ
Model Number	AF98
Connectivity Technology	Bluetooth, USB-C, 2.4GHz Wireless
Keyboard Description	Membrane
Number of Keys	98
Keyboard Layout	QWERTY
Keyboard Backlighting	RGB
Power Source	Battery Powered (4000mAh)
Product Dimensions	18"L x 6"W x 1.37"H
Compatible Devices	Gaming Console, Laptop, PC, Tablet (Windows Vista/XP/7/8/10/11, Mac, Android)

WARRANTY AND SUPPORT

The product comes with a 1-year warranty. For warranty claims or technical support, please contact the retailer or manufacturer directly. Refer to your purchase documentation for specific contact details.

Return Policy: This product is eligible for a refund/replacement within 30 days of purchase, subject to the retailer's return policy.