



Manuals.plus /

› Metz /

› Metz 40-inch QLED Smart TV User Manual

Metz 40MQF7000Z

Metz 40-inch QLED Smart TV User Manual

Model: 40MQF7000Z

1. IMPORTANT SAFETY INSTRUCTIONS

Please read all safety instructions carefully before using your television. Keep this manual for future reference.

- Do not block ventilation openings. Ensure adequate space around the TV for proper airflow.
- Do not place the TV near heat sources or in direct sunlight.
- Protect the power cord from being walked on or pinched.
- Only use attachments/accessories specified by the manufacturer.
- Unplug the TV during lightning storms or when unused for long periods.
- Refer all servicing to qualified service personnel.

2. PRODUCT OVERVIEW

The Metz 40MQF7000Z QLED Smart TV offers an exceptional viewing experience with its advanced QLED+ technology, vibrant colors, and smart features powered by Google TV. Enjoy immersive audio with Dolby Audio and protect your eyes with Eye-Care technology.

2.1 Package Contents

Verify that all items are included in your package:

- Metz 40-inch QLED Smart TV
- Remote Control
- Power Cable
- User Manual
- TV Bases (Stand)

2.2 TV Components and Ports



Figure 2.2.1: Front view of the Metz 40-inch QLED Smart TV, showcasing its slim bezel design and central Metz logo.

QLED+

Couleurs Eclatantes

Les matériaux à points quantiques couvrent plus de 100% de la gamme de couleurs en émettant des couleurs primaires pures, rouge, vert et bleu, offrant ainsi une gamme de couleurs plus étendue et des couleurs plus vives et plus réalistes.



130% BT.709



Haute Pureté



Figure 2.2.2: The Metz 40-inch QLED Smart TV with its remote control and detailed dimensions (892.0 mm width, 564.6 mm height with stand, 214.4 mm depth with stand).



Figure 2.2.3: Rear view of the Metz 40-inch QLED Smart TV, illustrating the arrangement of various input/output ports and VESA mounting points.

3. SETUP

3.1 Unpacking

Carefully remove the TV from its packaging. It is recommended to keep the original packaging for future transport or servicing.

3.2 Attaching the Stand

1. Place the TV face down on a soft, flat surface to prevent screen damage.
2. Align the stand bases with the corresponding slots on the bottom of the TV.
3. Secure the stands using the provided screws. Ensure they are firmly attached.

3.3 Wall Mounting

This TV supports VESA wall mounting. For wall mounting, remove the stand bases. Use a compatible VESA mount (not included) and follow the instructions provided with the wall mount kit. The VESA pattern for this model is typically 200x200mm (check your specific mount for compatibility).

3.4 Connecting Peripherals

Connect your external devices to the TV's ports:

- **HDMI:** Connect Blu-ray players, game consoles, or set-top boxes to the HDMI ports (2 available).
- **USB:** Connect USB drives for media playback (2 available).

- **Antenna/Cable:** Connect your antenna or cable TV signal to the DVB-T/-T2/-C/-S/-S2 tuner input.
- **LAN:** Connect an Ethernet cable for wired internet access.
- **CI+:** Insert a CI+ module for encrypted channels.

4. OPERATING INSTRUCTIONS

4.1 Initial Setup (Google TV)

Upon first power-on, the TV will guide you through the initial setup process for Google TV. This includes language selection, network connection (Wi-Fi or LAN), Google account sign-in, and channel scanning.

4.2 Remote Control Functions

The included remote control allows full navigation and control of your TV. Familiarize yourself with the button layout for easy operation.

4.3 Navigating Google TV

Google TV provides a personalized home screen with recommendations, access to streaming apps, and integrated search. Use the remote's directional pad and OK button to navigate menus and select options.



Figure 4.3.1: The Google TV interface, showing personalized content recommendations and access to various applications.

4.4 Picture Settings

Adjust picture settings to optimize your viewing experience:

- **QLED+ Technology:** Experience vibrant and long-lasting image quality with the latest generation QLED+ technology, offering 33% higher brightness and a 130% BT.709 wide color gamut.

QLED+

Feuille Réflectrice QD de Développement Indépendants

La QLED+ de dernière génération, une première dans l'industrie. METZ QLED+ est la première à intégrer une feuille réfléchissante sur une plaque de diffusion et à repositionner les boîtes quantiques dans une structure sandwich pour plus de stabilité. METZ ajouté une couche de bulles innovante au centre de la couche réfléchissante QD, améliorant ainsi les performances chromatiques en réfléchissant les boîtes quantiques plusieurs fois.

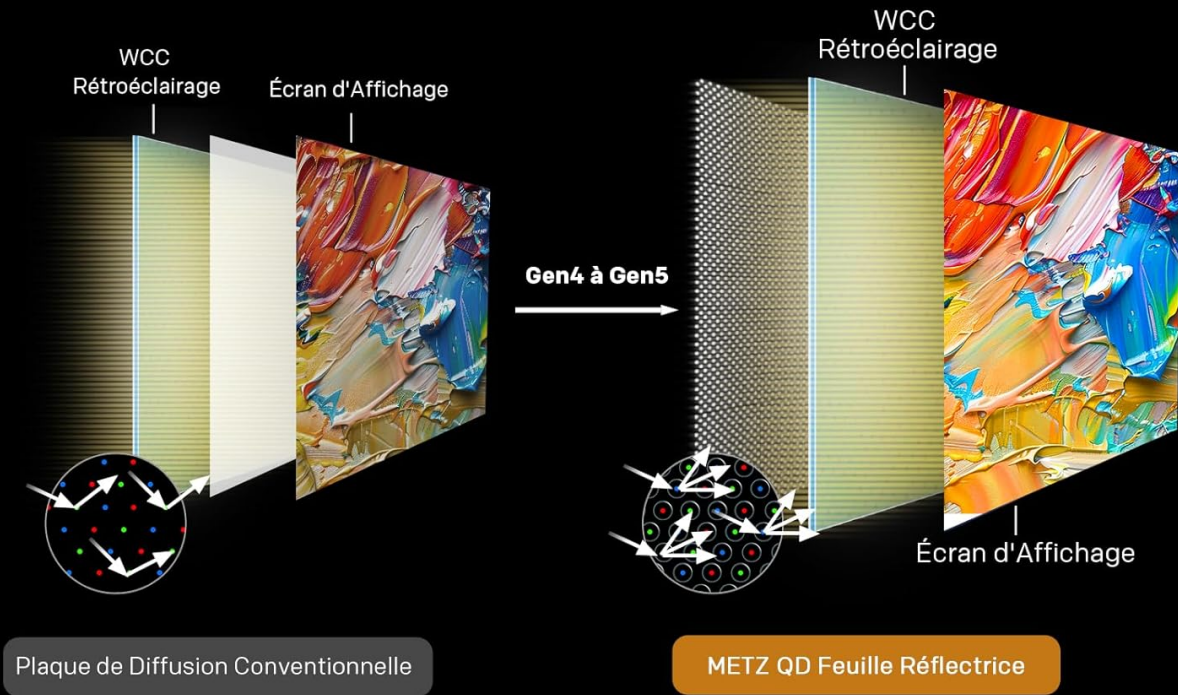


Figure 4.4.1: Illustration of the QLED+ Independent Development QD Reflective Sheet, showing its advanced structure for enhanced color performance.

QLED+

Couleurs Eclatantes

Les matériaux à points quantiques couvrent plus de 100% de la gamme de couleurs en émettant des couleurs primaires pures, rouge, vert et bleu, offrant ainsi une gamme de couleurs plus étendue et des couleurs plus vives et plus réalistes.



130% BT.709



Haute Pureté



Figure 4.4.2: Visual comparison demonstrating the vibrant and extended color range achieved with QLED+ technology (130% BT.709).

- **HDR10 & HLG:** These advanced technologies enhance contrast with deeper blacks and brighter highlights for a more immersive and realistic image.

METZ

GERMAN
BRAND
— SINCE 1938 —

MQF7000Z

QLED+ Google TV



Figure 4.4.3: Side-by-side comparison illustrating the enhanced contrast and vivid colors provided by HDR10 and HLG technologies versus standard display.

- **Eye-Care:** Reduce eye strain with low blue light and flicker-free screen features, ideal for extended viewing.

Dolby Audio

Entourez-Vous de Chaque Son

Adapté au cinéma et à la maison, il offre des effets sonores surround jusqu'à 7.1 canaux pour les films, les émissions de télévision, la musique et les jeux, rendant l'expérience audio plus riche, plus délicate.





Figure 4.4.4: The Eye-Care feature, promoting comfortable viewing through flicker-free and low blue light technologies.

- **Sapphire Crystal Optics:** This feature enhances brightness by 33.3% and light uniformity by 60% for a more luminous visual effect.

Personnalisez Votre Téléviseur

 Google TV

1 Milliard +	700,000+	10,000+	190+
Écologie des Equipements IoT	Ressources	Apps	Pays




Figure 4.4.5: Diagram illustrating the Sapphire Crystal Optics technology, which uses pure, translucent precious stones for enhanced brightness and light uniformity.

4.5 Audio Settings

Optimize your audio experience:

- **Dolby Audio:** Enjoy rich and clear surround sound, adapted for movies, music, and games.

 **HDR 10 et HLG**

Couleurs Vives, Contraste Réaliste



Figure 4.5.1: Visual representation of the immersive sound experience provided by Dolby Audio, adapting to various content types.

- **Wonder Audio by METZ:** Benefit from adaptive audio modes and noise reduction for optimized sound.



Figure 4.5.2: A studio setting illustrating the personalized and adaptive audio modes offered by Metz Wonder Audio, including dialogue clarity enhancement.

4.6 Connectivity

The TV offers various connectivity options:

- **Bluetooth 5.1:** Connect wireless headphones, soundbars, or other Bluetooth devices.
- **Wi-Fi:** Connect to your home network for internet access and streaming.
- **Chromecast Built-in:** Easily cast content from your smartphone or tablet to the TV.

5. MAINTENANCE

5.1 Cleaning

- Always unplug the TV before cleaning.
- Use a soft, dry cloth to wipe the screen and cabinet.

- For stubborn marks, lightly dampen the cloth with water or a mild, non-abrasive cleaner specifically designed for electronics.
- Never spray cleaner directly onto the screen or cabinet.

5.2 Storage

If storing the TV for an extended period, ensure it is kept in a cool, dry place, away from direct sunlight and extreme temperatures. It is recommended to use the original packaging for protection.

6. TROUBLESHOOTING

This section addresses common issues you might encounter. If the problem persists, contact customer support.

Problem	Possible Cause	Solution
No power	Power cord disconnected; no power from outlet.	Check power cord connection; test outlet with another device.
No picture, but sound is present	Incorrect input source; loose HDMI/AV cable.	Press the 'Source' button on the remote to select correct input; check cable connections.
No sound, but picture is present	Volume too low or muted; external audio device issue.	Increase volume or unmute; check external audio connections.
Remote control not working	Batteries depleted; obstruction between remote and TV.	Replace batteries; remove obstructions; ensure remote is pointed at TV sensor.
Wi-Fi connection issues	Incorrect password; router issues; TV too far from router.	Re-enter password; restart router; move TV closer or use wired connection.

7. TECHNICAL SPECIFICATIONS

Feature	Specification
Brand	Metz
Model	40MQF7000Z
Screen Size	40 Inches (100 cm)
Display Technology	QLED
Resolution	1080p Full HD (1920 x 1080 Pixels)
Refresh Rate	60 Hz
HDR Support	HDR10, HLG
Audio Technology	Dolby Audio, Wonder Audio
Smart TV Platform	Google TV
Connectivity	Bluetooth 5.1, Wi-Fi, 2 x HDMI, 2 x USB, LAN, DVB-T/-T2/-C/-S/-S2, CI+
Special Features	Auto Volume Leveller, Bezel-Less Design, Chromecast, Eye Comfort Mode, Game Mode
Dimensions (L x W x H)	89.2 x 21.4 x 56.5 cm (with stand)
Weight	4.76 kg
Energy Efficiency Class	E

**CALCUL DE L'INDICE DE RÉPARABILITÉ ET
PRÉSENTATION DES PARAMÈTRES AYANT PERMIS DE L'ÉTABLIR**

Téléviseur


FICHE D'INFORMATION À TRANSMETTRE AUX DEMANDEURS
(cf. Article L. 541-9-2 du Code de l'environnement)

Date du calcul	2025/7/10
Nom ou marque commerciale du producteur ou de l'importateur	METZ
Adresse du producteur ou de l'importateur	Metz Consumer Electronics GmbH, Ohmstr. 55, Zirndorf, DE, 90513
Référence du modèle donnée par le producteur ou l'importateur	40MQF7000Z


Critère	Sous-critère	Note du sous-critère sur 10	Coefficient du sous-critère	Note du critère sur 20	Total des notes des critères sur 100	
CRITÈRE 1 : DOCUMENTATION	1.1 Durée de disponibilité de la documentation technique et relative aux conseils d'utilisation et d'entretien	8.2	2	16.4	74.3	
CRITÈRE 2 : DÉMONTABILITÉ, ACCÈS, OUTILS, FIXATIONS	2.1 Facilité de démontage des pièces de la liste 2*	10.0	1	16.7		
	2.2 Outils nécessaires (liste 2)	4.4	0.5			
	2.3 Caractéristiques des fixations entre les pièces de la liste 1** et de la liste 2	9.0	0.5			
CRITÈRE 3 : DISPONIBILITÉ DES PIÈCES DÉTACHÉES	3.1 Durée de disponibilité des pièces de la liste 2	6.4	1	14.3		
	3.2 Durée de disponibilité des pièces de la liste 1	7.3	0.5			
	3.3 Délais de livraison des pièces de la liste 2	8.7	0.3			
	3.4 Délais de livraison des pièces de la liste 1	8.3	0.2			
CRITÈRE 4 : PRIX DES PIÈCES DÉTACHÉES	4. Rapport prix des pièces de la liste 2 sur prix de l'équipement neuf	3.5	2	7.0		
CRITÈRE 5 : CRITÈRE SPÉCIFIQUE	5.1 Accessibilité compteur d'usage	10.0	1	20.0		
	5.2 Assistance à distance sans frais	10.0	0.5			
	5.3 Possibilité de réinitialisation logicielle	10.0	0.5			
Note de l'indice sur 10						7.4


*liste 2 : liste des 3 à 5 pièces détachées au maximum (selon la catégorie d'équipements concernée) dont la casse ou les pannes sont les plus fréquentes ;
**liste 1 : liste de 10 autres pièces détachées au maximum (selon la catégorie d'équipements concernée) dont le bon état est nécessaire au fonctionnement de l'équipement.

Figure 7.1: Detailed Product Information Sheet for the Metz 40MQF7000Z TV.




ENERG





METZ

40MQF7000Z



E

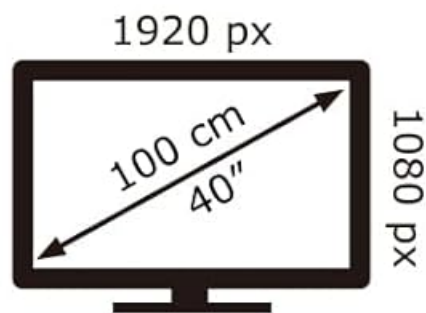
G

37 kWh/1000h

ABCDEF**G**

HDR

50 kWh/1000h



2019/2013

Figure 7.2: Energy Label for the Metz 40MQF7000Z, indicating an 'E' energy efficiency rating. For more details, visit the official EPREL database: <https://eprel.ec.europa.eu/qr/2307110>

8. WARRANTY AND SUPPORT

The Metz 40MQF7000Z QLED Smart TV comes with a manufacturer's warranty of **2 years** from the date of purchase. This warranty covers defects in materials and workmanship under normal use.

For technical support, warranty claims, or service inquiries, please contact Metz customer service through their official website or the contact information provided in your purchase documentation. Please have your model number (40MQF7000Z) and proof of purchase ready when contacting support.