



[Manuals.plus](#) /

> [Owlet](#) /

> Owlet Dream Duo (Gen 3) Smart Baby Monitor Instruction Manual

Owlet PS03NMWUSN

Owlet Dream Duo (Gen 3) Smart Baby Monitor Instruction Manual

Model: PS03NMWUSN

1. INTRODUCTION

The Owlet Dream Duo (Gen 3) is an integrated monitoring system designed to provide comprehensive insights into your baby's health, safety, and sleep. This system combines the FDA-cleared Dream Sock for tracking vital signs and the 2K HD Dream Sight Camera for video monitoring, all accessible through a single connected application.



Image: Baby sleeping in a crib, illustrating the integrated monitoring capabilities of the Dream Duo. Data overlays show a pulse rate of 91 bpm and oxygen saturation of 98%.

2. WHAT'S INCLUDED

Your Owlet Dream Duo package contains the following components:

- Dream Sight™ Camera
- Dream Sock® Sensor
- 4 Fabric Socks (suitable for babies 1-18 months, 6-30 lbs)
- Base Station
- Wall Mounting Kit
- ASTM Safety Certified Cable Guards
- Power Adapter + USB-C Cable
- Free Access to Owlet Dream App

What's Included

Everything to Start Monitoring From Night One



Image: Visual representation of all items included in the Owlet Dream Duo box, such as the camera, base station, sensor, and various sock sizes.

3. SETUP INSTRUCTIONS

Setting up your Dream Duo system is designed to be straightforward:

1. **Download the Owlet Dream App:** Begin by downloading the Owlet Dream App from your device's app store.
2. **Connect to Wi-Fi:** During initial setup, connect your mobile device to a 2.4 GHz Wi-Fi network. The Dream Sight Camera supports dual-band Wi-Fi (2.4 GHz and 5 GHz) for streaming, but the Dream Sock requires 2.4 GHz Wi-Fi for its connection.
3. **Pair Devices:** Follow the in-app instructions to pair your Dream Sock and Dream Sight Camera via Bluetooth and Wi-Fi.
4. **Install Camera:** Use the provided Wall Mounting Kit and ASTM Safety Certified Cable Guards to securely position the Dream Sight Camera and manage its cable, ensuring it is out of reach of your child.
5. **Charge Dream Sock:** Place the Dream Sock sensor on its Base Station to charge.

Your browser does not support the video tag.

Video: An official Owlet video demonstrating the features and setup of the Dream Duo system, including the Smart Baby Monitor with Sock and HD Video Cam.

4. OPERATING THE DREAM SOCK

The Dream Sock utilizes medical-grade pulse oximetry to monitor your baby's pulse rate and oxygen level during sleep. It is designed for use with babies from 1 to 18 months old, weighing between 6 and 30 lbs.

- **Application:** Gently place the Dream Sock on your baby's foot, ensuring a snug but comfortable fit. Refer to the included fabric socks for appropriate sizing.
- **Real-time Alerts:** The system provides real-time alerts if your baby's readings deviate from preset safe zones. These alerts are delivered via the Base Station (which will flash and sound) and notifications to

your Owlet Dream App.

- **Sleep Tracking:** The Dream Sock also tracks sleep trends, offering insights into sleep cycles and movement throughout the night.

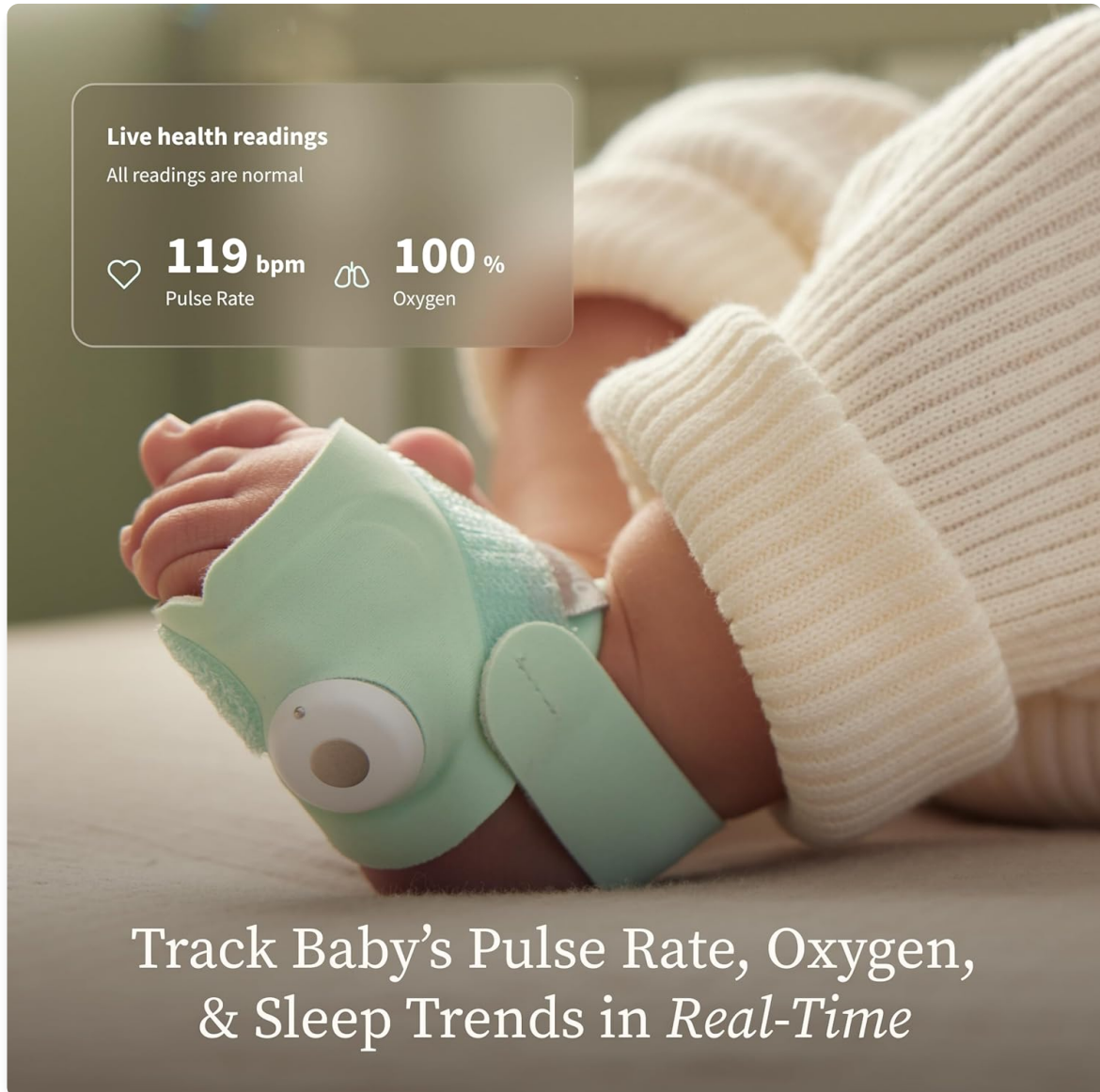


Image: A baby's foot wearing the Dream Sock, with an overlay indicating normal live health readings for pulse rate (119 bpm) and oxygen (100%).



Receive Light & Sound Alerts When Baby's Readings Leave *Preset Ranges*

Image: A mobile phone displaying an Owlet Dream App notification for 'High Pulse Rate: Check on Baby', alongside the Base Station emitting a red light, indicating an alert.

5. OPERATING THE DREAM SIGHT CAMERA

The Dream Sight Camera provides high-definition video monitoring of your baby's environment.

- **2K HD Video:** View crystal-clear 2K HD video, day or night, with a 130-degree wide-angle lens and 4x zoom.
- **Two-Way Talk:** Communicate with your baby through the camera using the Owlet Dream App.
- **Room Environment Monitoring:** The camera tracks room temperature and humidity, sending notifications if conditions fall outside your preset comfort zones.
- **Customizable Alerts:** Set up notifications for sound, movement, and crying directly within the Owlet Dream App.

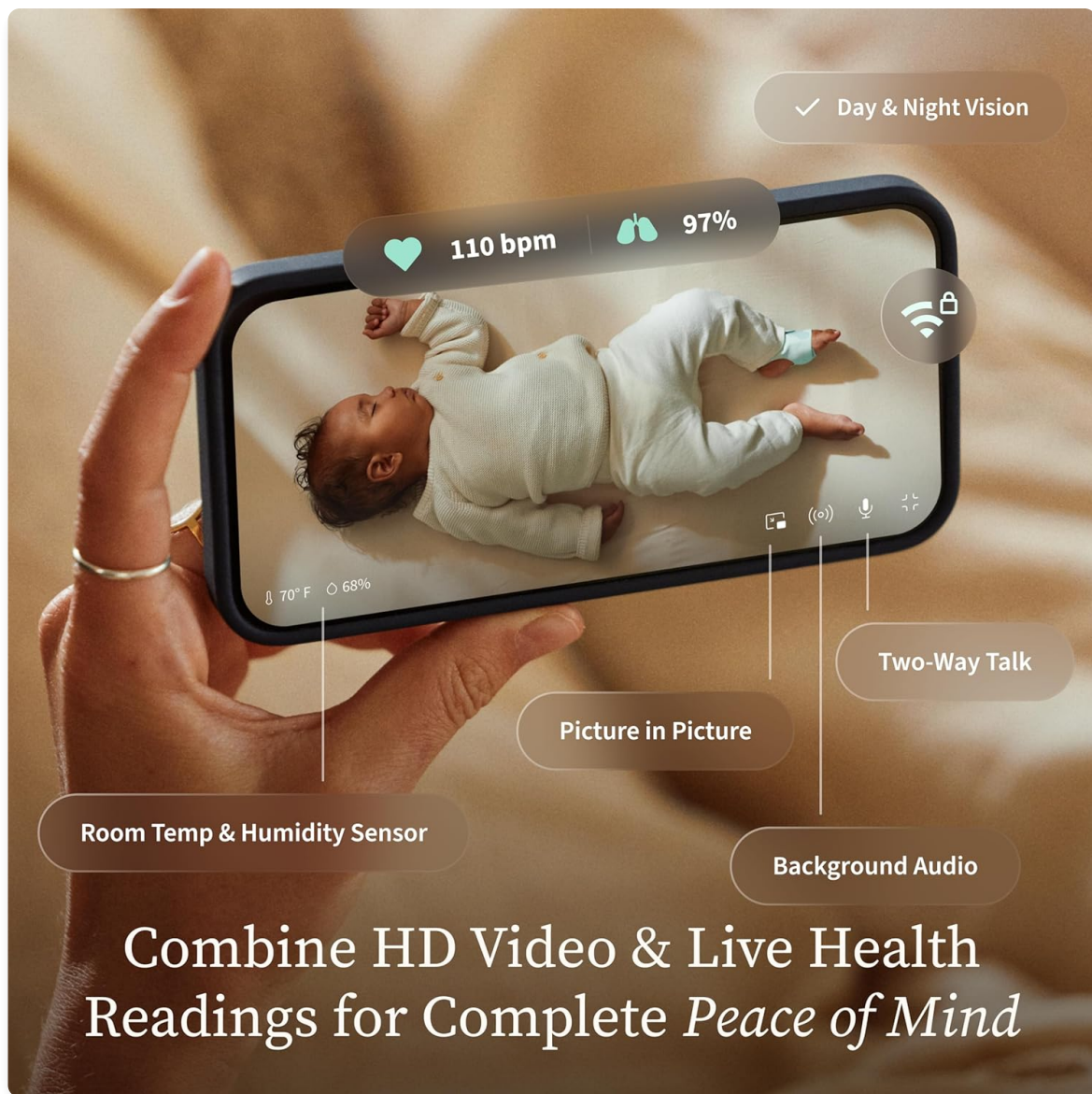
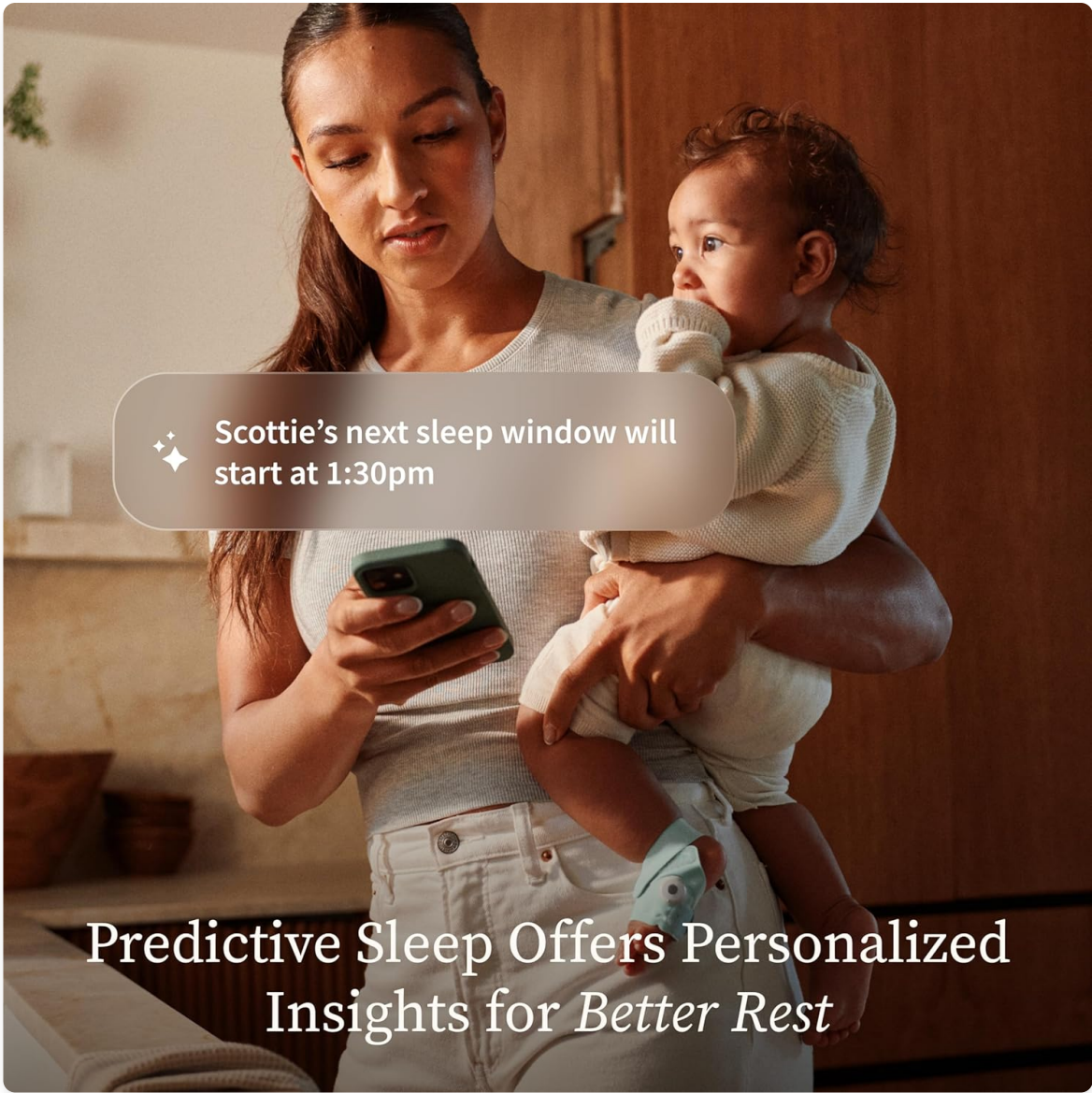


Image: A smartphone displaying the Owlet Dream App, showing live HD video of a baby in a crib, along with real-time room temperature (70°F) and humidity (68%) readings.

6. OWLET DREAM APP FEATURES

The Owlet Dream App serves as the central hub for all monitoring data and system controls:

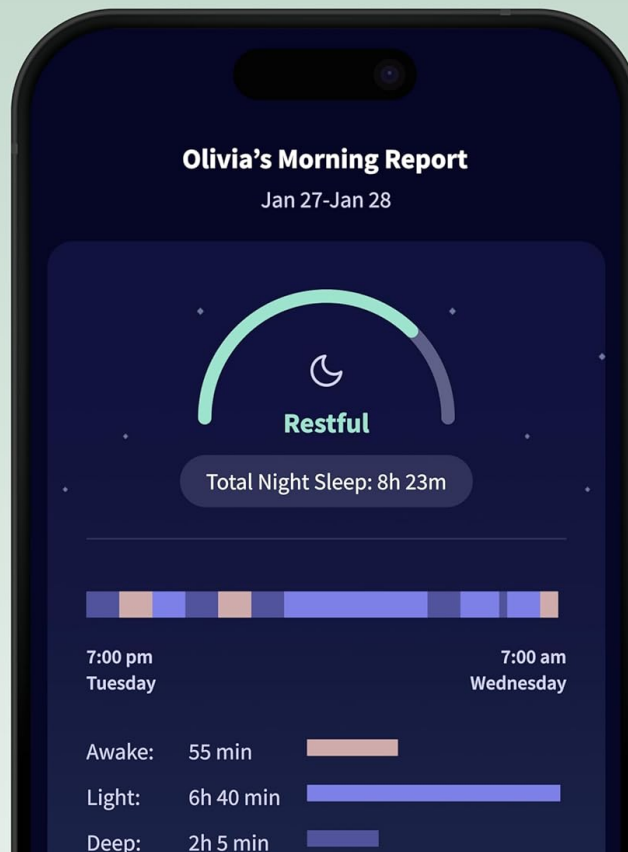
- **Health & Sleep Summaries:** Access live readings and daily sleep metrics on the home screen.
- **Predictive Sleep Technology:** Utilize insights to identify optimal wake windows and establish healthy sleep routines.
- **Nightly History & Trends:** Review detailed charts of your baby's sleep and health patterns over time.
- **Customizable Notifications:** Adjust alert settings for sound, motion, crying, temperature, and humidity.



Scottie's next sleep window will start at 1:30pm

Predictive Sleep Offers Personalized Insights for *Better Rest*

Image: A parent holding a baby, viewing the Owlet Dream App on a smartphone. The app displays a notification indicating 'Scottie's next sleep window will start at 1:30 pm', demonstrating predictive sleep insights.



Unlock *Deeper Insights* with an Owlet360 Membership

Image: A smartphone screen displaying 'Olivia's Morning Report' from the Owlet Dream App, showing total night sleep (8h 23m) and a breakdown of awake, light, and deep sleep.

7. SECURITY AND DATA PRIVACY

Owlet prioritizes the security of your family's data and video.

- **256-bit Encryption:** Your video and health data are protected by 256-bit encryption and elliptic curve authentication.
- **SGS Cybersecurity Mark:** The Dream Sight Camera has been awarded the SGS Cybersecurity Mark, providing independently verified security. [View Certification](#)



The *First and Only* Baby Monitor Awarded the SGS Cybersecurity Mark

Image: The Dream Sight Camera mounted, highlighting its cybersecurity features with the SGS Cybersecurity Mark and a Wi-Fi lock icon.

8. MAINTENANCE

Proper maintenance ensures the longevity and optimal performance of your Dream Duo system:

- **Dream Sock:** Hand wash fabric socks only. Ensure the sensor is dry before reattaching to a clean sock.
- **Dream Sight Camera:** Wipe the camera lens and body with a soft, dry cloth. Avoid using harsh chemicals or abrasive materials.
- **Cables:** Regularly inspect all cables for any signs of wear or damage. Use the provided cable guards to keep cables secure and out of reach.

9. TROUBLESHOOTING

If you encounter any issues with your Dream Duo, consider the following common troubleshooting steps:

- **Connectivity Issues:** Ensure both your mobile device and the Dream Sock/Camera are connected to a stable 2.4 GHz Wi-Fi network. Restarting your router and devices can often resolve connection problems.
- **Sock Readings:** Verify the Dream Sock is correctly positioned on your baby's foot and is fully charged. Ensure no lotions or creams are on the skin where the sensor makes contact.
- **Camera Feed:** Check your Wi-Fi connection strength. If the video lags, try reducing the video quality settings in the app.
- **Alerts:** Confirm that notifications are enabled in the Owlet Dream App and your phone's settings. Adjust sensitivity levels for motion, sound, and crying alerts as needed.

For further assistance, please refer to the support section of the Owlet Dream App or visit the official Owlet support website.

10. SPECIFICATIONS

Feature	Detail
Brand	Owlet
Model Number	PS03NMWUSN
Material	Nylon, Plastic
Product Dimensions	3.3"L x 4"W x 4.5"H
Item Weight	2 Pounds
Sensor Type	Optical
Compatible Devices	Android OS 7+, iOS 14+
Wi-Fi Compatibility	2.4 GHz (Dream Sock), Dual-band 2.4 GHz & 5 GHz (Dream Sight Camera)

11. WARRANTY AND SUPPORT

The Owlet Dream Duo comes with a **1-year warranty** from the date of purchase.

For detailed warranty information, product support, or to access frequently asked questions, please visit the official Owlet support website: support.owletcare.com. You can also find help and support within the Owlet Dream App.