

## Lefant M3 Max

# Lefant M3 Max Robot Vacuum Mop Instruction Manual

Model: M3 Max

[Introduction](#)

[Setup](#)

[Operating](#)

[Maintenance](#)

[Troubleshooting](#)

[Specifications](#)

## 1. INTRODUCTION

The Lefant M3 Max is an advanced robot vacuum and mop designed for comprehensive floor cleaning. It features precise navigation, powerful suction, and an automated self-cleaning station to simplify home maintenance.

### Key Features:

- **LiDAR dToF 360° Navigation:** Ensures accurate mapping and efficient cleaning paths, even in low light.
- **PSD 190° Obstacle Detection:** Wide-angle avoidance for furniture and objects, minimizing collisions.
- **Freemove 3.0 Sensor Network:** Provides comprehensive body protection without physical bumpers.
- **All-in-One Self-Cleaning Station:** Automates mop sterilization (45°C hot air), 2-hour fresh air drying, and features a 3.5L hands-free dustbin for up to 8 weeks of capacity. Includes intelligent water control and a V-brush with double comb for tangle-free cleaning.
- **Automatic Mop Lifting System:** Mops rotate at 200 RPM and lift adaptively by 9mm when carpets are detected, ensuring optimal cleaning across various floor types.
- **20,000 Pa Hyper Suction:** Deep cleans carpets, hard floors, and crevices, effectively removing pet hair and debris.
- **Extended Battery Life:** 5200 mAh battery provides up to 220 minutes of runtime, covering areas up to 220 m<sup>2</sup>.
- **Multi-Level Smart Mapping:** Automatically recognizes and stores maps for up to 3 different floor levels.
- **Triple Safety System:** Features anti-fall, anti-collision, and anti-entanglement mechanisms.

# Balais à double rotation pour les taches tenaces

Avec une vitesse de rotation puissante de 200 RPM, ces balais assurent un nettoyage en profondeur et efficace, laissant vos sols impeccables à chaque passage.




Image: The Lefant M3 Max robot vacuum and its accompanying self-cleaning station.

## 2. SETUP

## 2.1 Unboxing and Components

Carefully remove all components from the packaging. Ensure all items listed below are present.

### Lefant M3 Max nettoie tous les coins de votre maison les mains libres

- ✓ Couverture pour toute la maison  
Nettoie tous les types de sols dans chaque pièce
- ✓ Nettoyage mains libres intelligent  
Plusieurs modes de nettoyage avec navigation intelligente
- ✓ Coins impeccables  
Atteint là où les autres aspirateurs ne peuvent pas



Image: Diagram showing the contents of the box, including the robot, station, power cord, dust bags, side brushes, mop holders, mop cloths, HEPA filters, cleaning solution, cleaning tool, and user manual.

- Lefant M3 Max Robot Vacuum Mop
- Self-Cleaning Station
- Power Cord (x1)
- Dust Bags (x2)
- Side Brushes (x2)
- Mop Holders (x2)
- Washable Mop Cloths (x2)
- HEPA Filters (x2)
- Cleaning Solution (x1)
- Cleaning Tool (x1)
- User Manual (x1)

## 2.2 Charging Station Placement

Place the self-cleaning station against a wall in an open area. Ensure there is at least 0.5 meters of clear space on both sides and 1.5 meters in front of the station for optimal robot navigation and docking.

# Détection d'obstacles de précision à 190°PSD

Reconnaissez et évitez les objets de différentes couleurs et tailles grâce à 9 ensembles de PSD, minimisant ainsi les angles morts.



Image: Illustration showing recommended clear space around the charging station for the robot.

## 2.3 Initial Charging

Connect the power cord to the self-cleaning station and plug it into a power outlet. Place the robot onto the charging station. Ensure the charging contacts align. Allow the robot to fully charge before its first use.

## 2.4 Connecting to the Lefant App

To unlock the full features of your Lefant M3 Max, download and connect it to the Lefant app.

1. Download the "Lefant" app from your app store.
2. Add your M3 Max robot vacuum to the app.
3. Connect to a 2.4 GHz Wi-Fi network (5 GHz is not supported).
4. Power on the robot vacuum by pressing the button.
5. Press and hold the start button for 6 seconds to enter network configuration mode.
6. Select "M3 Max" in the app and wait for successful pairing.

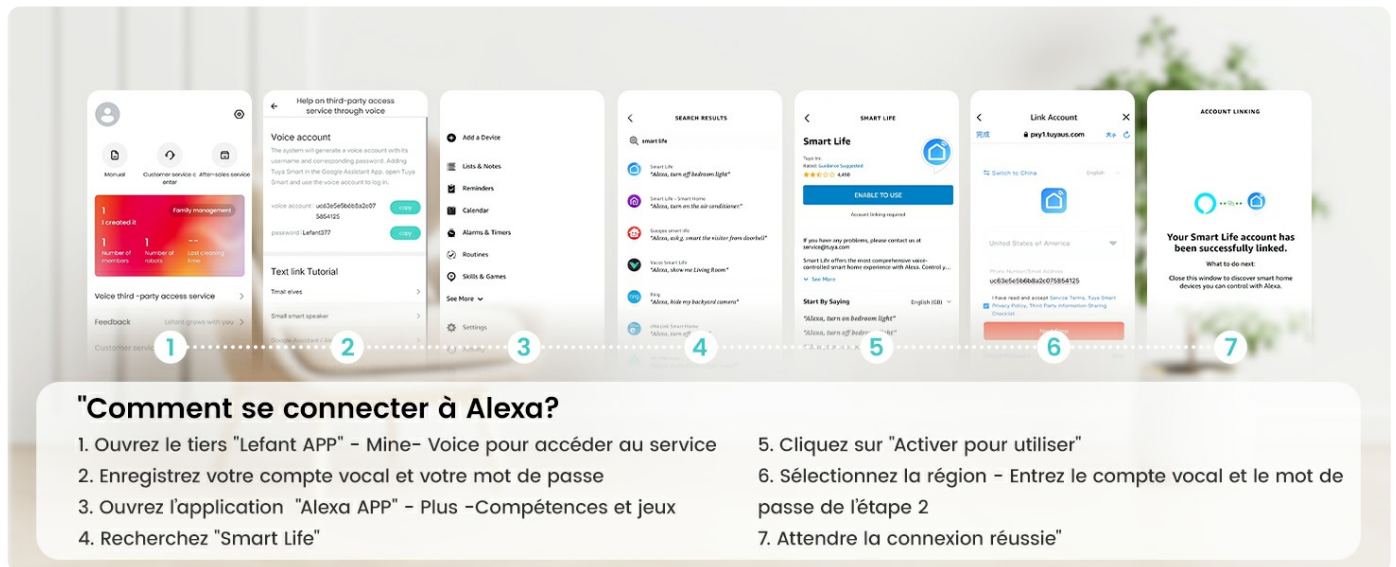


Image: Visual guide for connecting the Lefant M3 Max to the mobile application.

## 2.5 Connecting to Voice Assistants (Alexa)

Integrate your M3 Max with Amazon Alexa for convenient voice control.

1. Open the "Lefant APP" and navigate to "Mine" -> "Voice" to access the service.
2. Register your voice account and password.
3. Open the "Alexa APP" -> "Plus" -> "Skills & Games".
4. Search for "Smart Life".
5. Click on "Enable to Use".
6. Select your region and enter the voice account and password from step 2.
7. Wait for successful connection.

## Qu'y a-t-il dans la boîte?



Image: Visual guide for connecting the Lefant M3 Max to Amazon Alexa.

## 3. OPERATING INSTRUCTIONS

### 3.1 Starting and Stopping Cleaning

- **Start:** Press the power button on the robot or use the "Start Cleaning" option in the Lefant app.
- **Pause/Resume:** Press the power button once during cleaning to pause. Press again to resume.
- **Stop:** Hold the power button for a few seconds or use the "Stop Cleaning" option in the app. The robot will return to its charging station.

### 3.2 App Control and Smart Features

The Lefant app provides extensive control over your M3 Max.

- **Cleaning Schedule:** Set specific times for the robot to clean automatically.
- **No-Go Zones:** Define areas the robot should avoid, such as pet bowls or delicate items.
- **Targeted Cleaning:** Select specific rooms or areas on the map for cleaning.
- **Multi-Level Mapping:** The robot can store maps for up to three different floors, allowing for customized cleaning plans for each level.



### Contrôle d'application tout-en-un

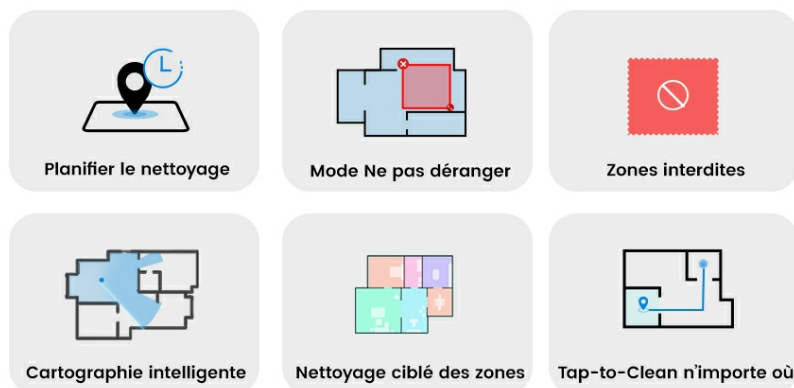


Image: Screenshot of the Lefant app showing various control options like scheduling, no-go zones, and mapping.

## Zones interdites intelligentes

Définissez des zones restreintes pour éloigner votre aspirateur robot des espaces délicats, ce qui permet d'économiser du temps, de la batterie et de protéger vos meubles pour un nettoyage plus intelligent et plus efficace



zone interdite personnalisée



Une plus grande couverture de nettoyage

Image: The robot avoiding a designated no-go zone around pet items, controlled via the app.

### 3.3 Voice Control

Once connected to Alexa or Google Assistant, you can control your M3 Max using voice commands.

- "Alexa, ask Lefant Robot to clean."
- "Alexa, pause Lefant Robot."
- "Hey Google, start cleaning with Lefant."

### Nettoyage longue durée

Avec une batterie améliorée, notre aspirateur robot fonctionne jusqu'à 210 minutes, ce qui peut fournir un nettoyage ininterrompu pour une expérience améliorée.

**210 m<sup>2</sup>**  
Portée d'aspiration maximale

**210 Mins**  
Durée de fonctionnement maximale

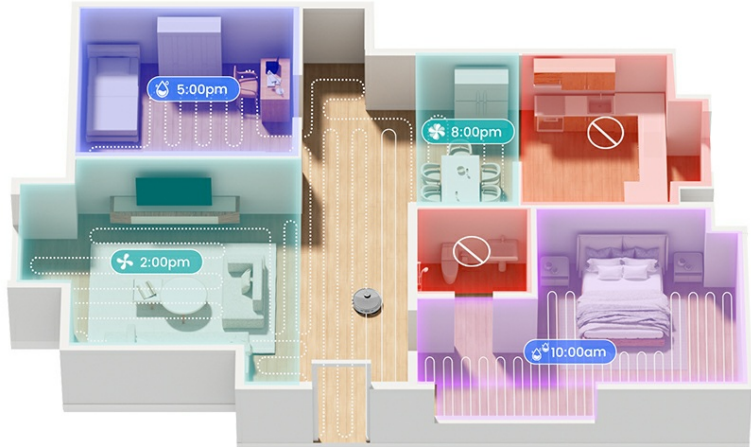


Image: A woman in a kitchen using voice commands to control the Lefant M3 Max robot vacuum.

### 3.4 Carpet Detection and Mop Lifting

The M3 Max automatically detects carpets and adjusts its cleaning mode. The mop pads will lift by 9mm to prevent wetting carpets while vacuuming, and suction power will increase for deeper cleaning.

Détecte automatiquement les tapis et amplifie l'aspiration. La hauteur de 9 mm empêche les poils mouillés et les nœuds



Image: The robot vacuum on a hard floor approaching a carpet, with an illustration showing the mop lifting by 9mm and suction increasing.

### 3.5 Obstacle Avoidance and Navigation

Equipped with LiDAR dToF 360° navigation and PSD 190° obstacle detection, the M3 Max navigates efficiently and avoids obstacles.

# Navigation de précision LiDAR 360°- Portée de 16 m

Les aspirateurs laser offrent une cartographie précise, des trajectoires optimisées et des zones personnalisables pour un nettoyage efficace et complet, même dans l'obscurité.

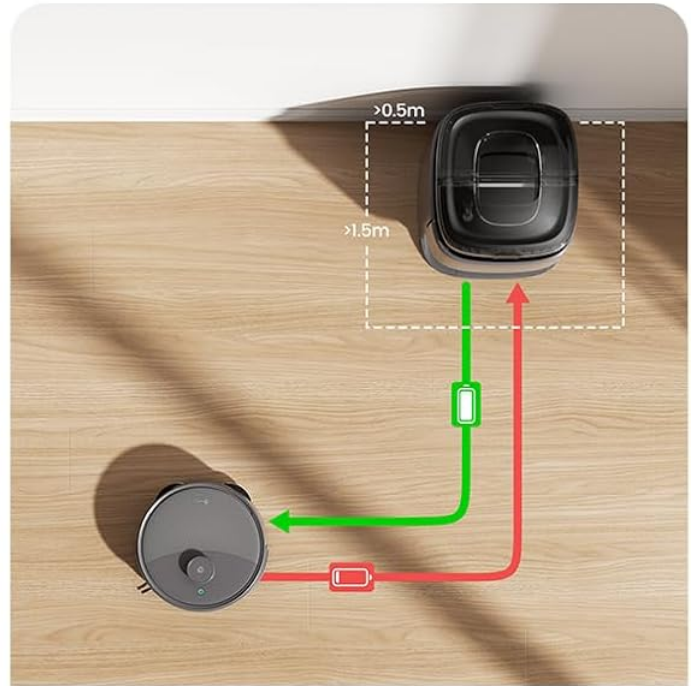


Image: The robot vacuum navigating a living room, illustrating its 360° LiDAR range and multi-floor mapping capabilities.

# Contrôle total, comme vous le souhaitez



**Contrôle via application smartphone**  
Planifiez et démarrez le nettoyage à distance depuis n'importe où



**Reprise automatique du nettoyage**  
Ne recommencez jamais le travail après une panne de courant ou une interruption



**Zones interdites personnalisables**  
Bloquez des zones comme les gamelles ou les tapis via l'application



**Commande vocale mains libres**  
Compatible avec Alexa & Google Assistant

Image: The robot vacuum detecting and avoiding various objects on the floor with its 190° PSD sensor.

## 4. MAINTENANCE

### 4.1 Self-Cleaning Station Functions

The all-in-one station automates several maintenance tasks:

- **Mop Sterilization:** Uses 45°C hot air to sterilize mop pads, eliminating 99% of bacteria.
- **Mop Drying:** 2-hour fresh air drying cycle preserves mop fiber integrity and prevents odors.
- **Auto-Empty Dustbin:** The 3.5L dustbin in the station can hold debris for up to 8 weeks, reducing manual emptying frequency.
- **Intelligent Water Control:** Prevents over or under-wetting of mop pads.

# Installation et oubli

Nettoyage entièrement automatisé et mains libres



8 semaines



Distributeur automatique de détergent intelligent



Réceptacle mains libres de 3,2 L



Nettoyage en profondeur à l'eau chaude à 45 °C



Technologie de séchage rapide à l'air libre



Plateau amovible facile à nettoyer

Image: Detailed diagram illustrating the internal workings and features of the self-cleaning station, including hot air sterilization, air drying, and the 3.2L hands-free bin.

## 4.2 Cleaning the Robot

- **Main Brush (V-brush):** Regularly check and clean the main brush for tangled hair or debris. The double comb

design helps prevent tangles, but occasional manual cleaning may be required.

- **Side Brushes:** Inspect and clean side brushes for debris. Replace if worn or damaged.
- **Filters:** Clean the HEPA filters regularly. Tap out dust and rinse if necessary (ensure completely dry before reinstallation). Replace filters every 3-6 months depending on usage.
- **Sensors:** Wipe all sensors (cliff sensors, wall sensors, charging contacts) with a dry cloth to ensure proper function.

# Fini les nœuds!

Notre brosse en V à double peigne central collecte les cheveux et la poussière.




Image: Close-up view of the robot's underside, highlighting the V-shaped main brush and double comb design for hair collection.

## 4.3 Emptying Dustbin and Water Tanks

- The self-cleaning station automatically empties the robot's dustbin into its 3.5L bag. Replace the dust bag in the station when full (approximately every 8 weeks).

- The station also manages clean and dirty water for mopping. Ensure the clean water tank is filled and the dirty water tank is emptied as needed.

## 5. TROUBLESHOOTING

If you encounter issues with your Lefant M3 Max, refer to the following common problems and solutions.

Problem	Possible Cause	Solution
Robot does not start or respond.	Low battery; power switch off; robot stuck.	Ensure robot is charged; check power switch; clear any obstructions.
Robot cannot connect to Wi-Fi.	Incorrect Wi-Fi band (5GHz); wrong password; poor signal.	Ensure 2.4GHz Wi-Fi is used; verify password; move robot closer to router.
Robot gets stuck frequently.	Obstacles (cables, small objects); uneven surfaces.	Clear floor of small items; use no-go zones in app for problem areas.
Poor cleaning performance.	Full dustbin; dirty filters/brushes; low water in tank.	Empty dustbin; clean/replace filters and brushes; refill clean water tank.
Mop pads not getting wet or too wet.	Water tank issues; intelligent water control malfunction.	Check water tanks for proper installation and water levels. If issue persists, contact support.
Robot loses connection to the network.	Weak Wi-Fi signal; router issues.	Restart router; ensure robot is within Wi-Fi range; re-pair with app if necessary.

For further assistance, please refer to the detailed troubleshooting section in the Lefant app or contact Lefant customer support.

## 6. SPECIFICATIONS

Feature	Detail
Brand	Lefant
Model Name	M3 Max
Suction Power	20,000 Pa
Navigation Type	LiDAR dToF 360°
Obstacle Detection	PSD 190°
Mop Rotation Speed	200 RPM
Automatic Mop Lift	9 mm
Battery Type	Lithium-ion
Battery Capacity	5200 mAh
Runtime	Up to 220 minutes

Feature	Detail
Coverage Area	Up to 220 m <sup>2</sup>
Dustbin Capacity (Station)	3.5 Liters (up to 8 weeks)
Filter Type	HEPA
Control Methods	App Control, Voice Control (Alexa, Google Assistant)
Product Dimensions (L x W x H)	32L x 32W x 9.7H centimeters
Item Weight	9.7 Kilograms
Recommended Surface	Hard floor, Parquet, Tile, Marble, Carpet
UPC	644161766384

## 7. WARRANTY AND SUPPORT

Lefant products typically come with a manufacturer's warranty. Please refer to the warranty card included in your product packaging or visit the official Lefant website for detailed warranty information and terms.

For technical support, troubleshooting assistance, or spare parts, please contact Lefant customer service through the official website or the Lefant app. You can also find FAQs and additional resources online.

Official Lefant Store: [Lefant Amazon Store](#)

