

SMALLRIG 5218

SMALLRIG Leather Case Kit for FUJIFILM X Half Camera (Model 5218)

Instruction Manual

1. INTRODUCTION

This manual provides comprehensive instructions for the proper setup, operation, and maintenance of your SMALLRIG Leather Case Kit for the FUJIFILM X Half camera. Please read this manual thoroughly before using the product to ensure optimal performance and longevity.

The SMALLRIG Leather Case Kit (Model 5218) is designed to protect your FUJIFILM X Half camera while enhancing its aesthetic appeal and portability. It includes a Half Leather Case, a Full-Cover Carrying Bag, and a Woven Shoulder Strap.

2. SETUP INSTRUCTIONS

2.1 Package Contents

Before proceeding, please verify that all components are present:

- Full-Cover Carrying Bag x 1
- Half Leather Case x 1
- Woven Shoulder Strap x 1
- Flat Wrench x 1
- O-ring x 1
- Protective Pads x 1

Camera Port Accessible

It will not affect the use of the body screen buttons, battery compartment, focus mode, card slot, etc.



Figure 2.1: Included components of the SMALLRIG Leather Case Kit.

Package Includes

ID: 5218 (Brown)

- Full-Cover Carrying Bag × 1
- Half Leather Case × 1
- Woven Shoulder Strap × 1
- Flat Wrench × 1
- O-ring × 1
- Protective Pads × 1



Specifications

Product Dimensions

1100.0 × 100.0 × 77.0mm / 43.3 × 3.99 × 3.0in

Package Dimensions

180.0 × 129.5 × 75.0mm / 7.1 × 5.1 × 2.9in

Product Weight

18.1 + 5.0g / 0.6 + 0.2oz

Package Weight

86.1 + 5.0g / 3.0+0.2oz

Material(s)

Genuine Leather, Microfiber, Nylon

Figure 2.2: Detailed view of package contents and product specifications.

2.2 Attaching the Half Leather Case

1. Align the Half Leather Case with the bottom of your FUJIFILM X Half camera.
2. Secure the case to the camera using the integrated 1/4"-20 screw. Use the provided Flat Wrench to tighten the screw firmly but gently.

3. Ensure the camera's battery compartment and card slot remain accessible.

Added Protection

The interior is lined with suede to protect the camera from scratches and bumps



Figure 2.3: The 1/4"-20 threaded hole for tripod mounting.

Compact Yet Spacious Storage



Note:

Fits thumb rests - ID 5222 / 5221 / 5333

Fits UV/VND filters - ID 5214 / 5392 / 5225 / 5391

Fits sun hood - ID 5215 / 5393

Not compatible with silicone & wood L-shaped grips
ID 5394 / 5224 / 5223 / 5216 / 5217 / 5332



Figure 2.4: Accessible camera ports with the Half Leather Case.

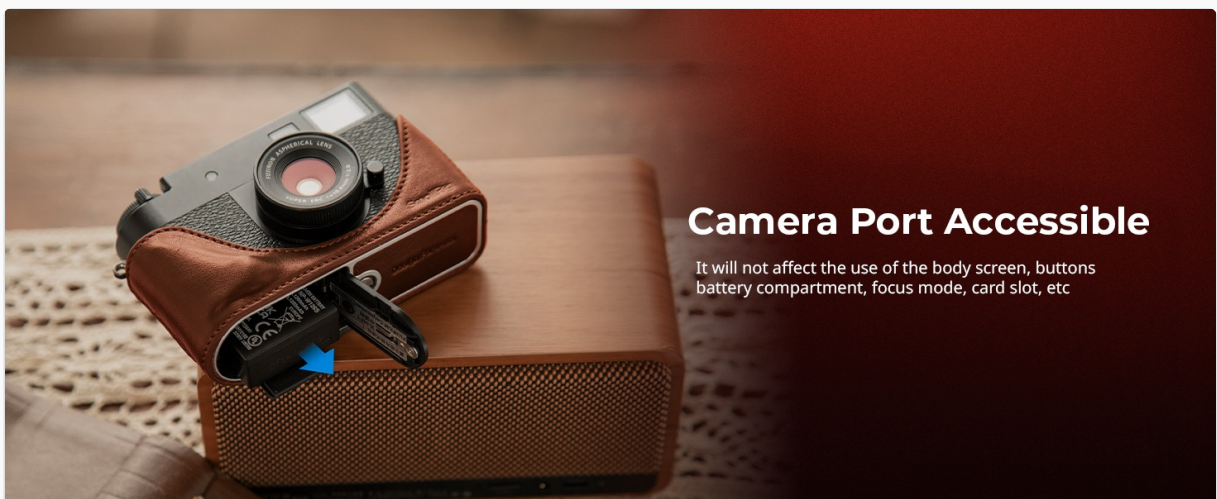


Figure 2.5: Camera port accessibility with the Half Leather Case.

2.3 Using the Full-Cover Carrying Bag

1. Once the Half Leather Case is attached to your camera, gently slide the camera into the Full-Cover Carrying Bag.
2. Ensure the lens is properly seated within the designated area of the bag.

3. Close the magnetic flap securely to protect the camera.



Figure 2.6: The complete SMALLRIG Leather Case Kit.

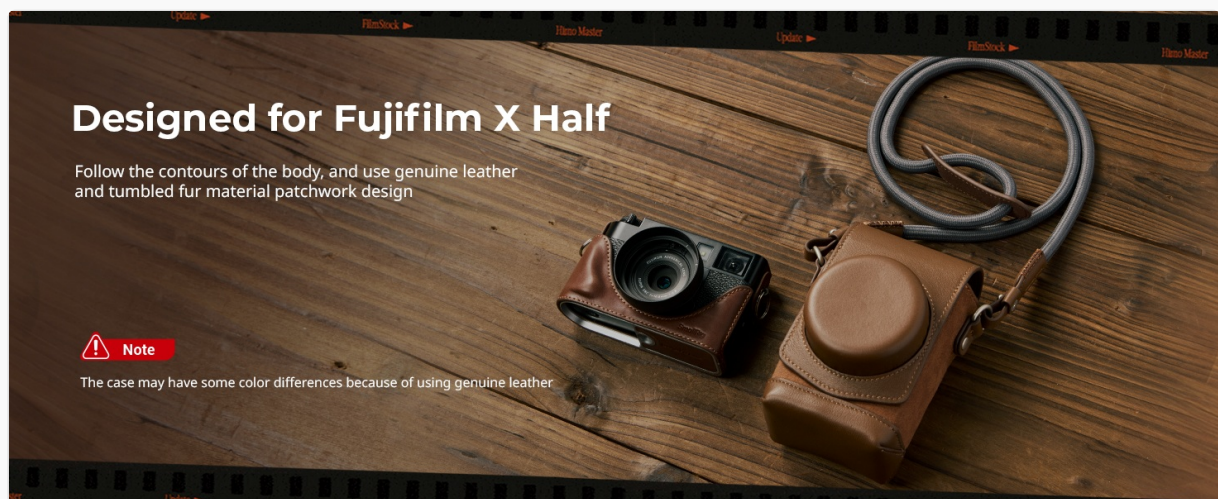


Figure 2.7: Designed specifically for the FUJIFILM X Half.

2.4 Attaching the Woven Shoulder Strap

1. Thread the ends of the Woven Shoulder Strap through the O-rings on the Full-Cover Carrying Bag.
2. Secure the strap ends according to the provided instructions, ensuring they are tightly fastened.

Braided Shoulder Strap

The shoulder strap is soft and comfortable, making it easy to carry the camera



Figure 2.8: The Woven Shoulder Strap in use.

With a Shoulder Strap

Comes with a vintage braided shoulder strap
for easy carrying of the camera

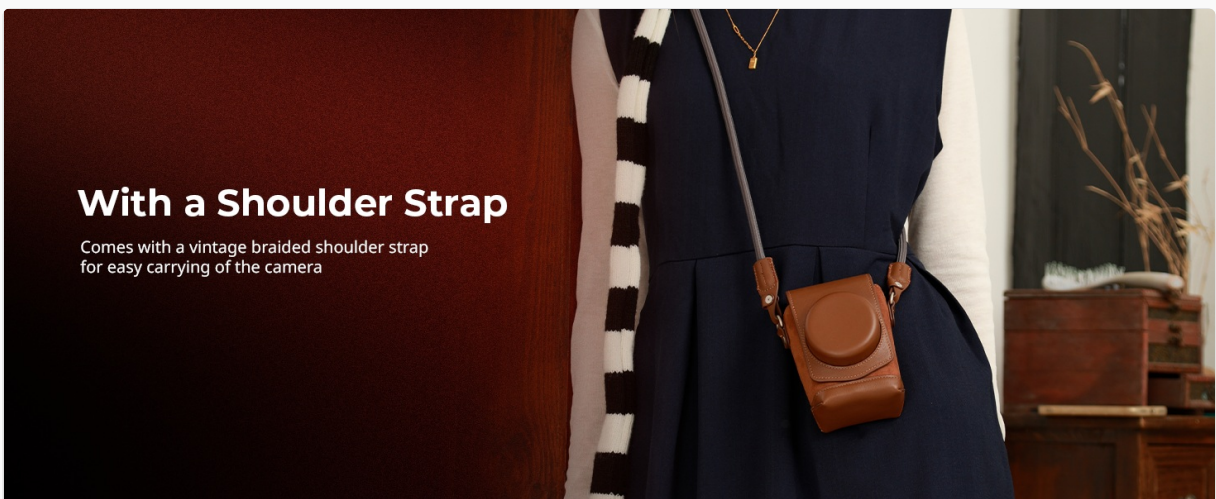


Figure 2.9: Carrying the camera with the shoulder strap.

3. OPERATING INSTRUCTIONS

3.1 Camera Protection

The Half Leather Case and Full-Cover Carrying Bag are designed to provide all-round protection for your camera body and lens. The interior of the leather case features soft suede to prevent scratches and absorb minor impacts.

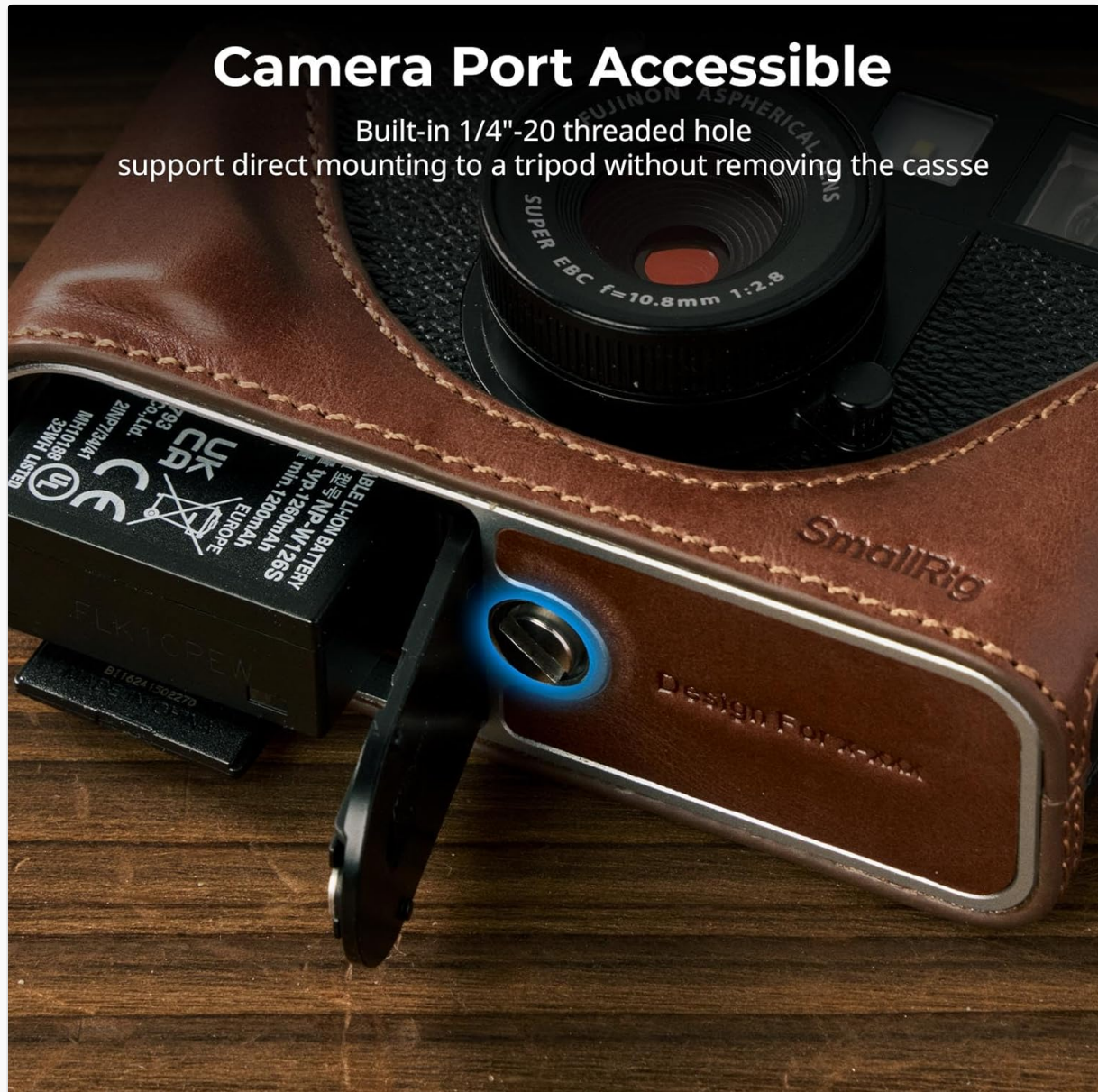


Figure 3.1: Suede interior for enhanced protection.

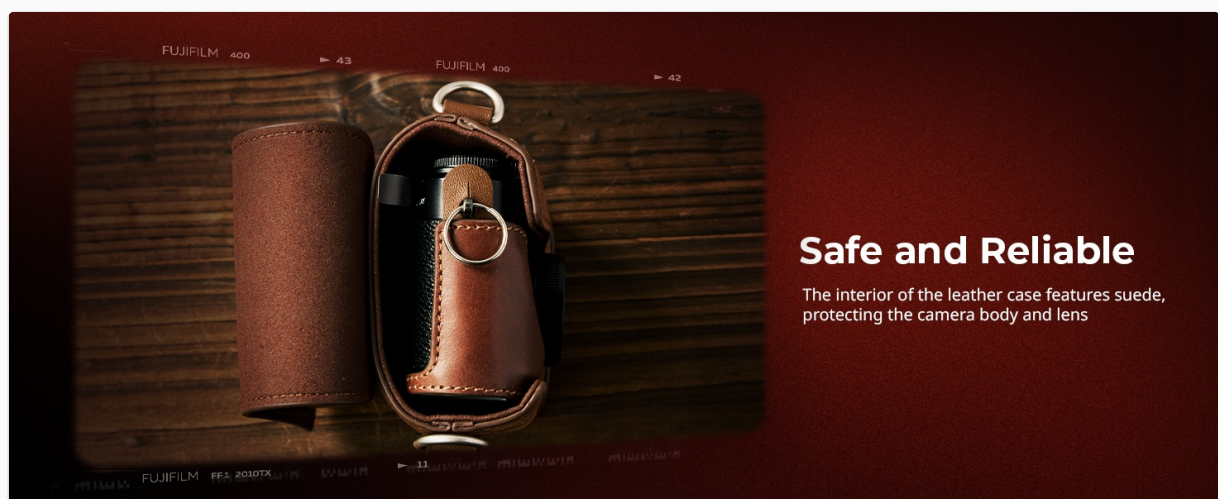


Figure 3.2: Safe and reliable protection.

3.2 Built-in Card Pocket

The Full-Cover Carrying Bag features a discreet card pocket inside the back panel. This allows you to store small items such as spare SD cards, ID cards, or credit cards securely while on the go.



Figure 3.3: Using the built-in card pocket.

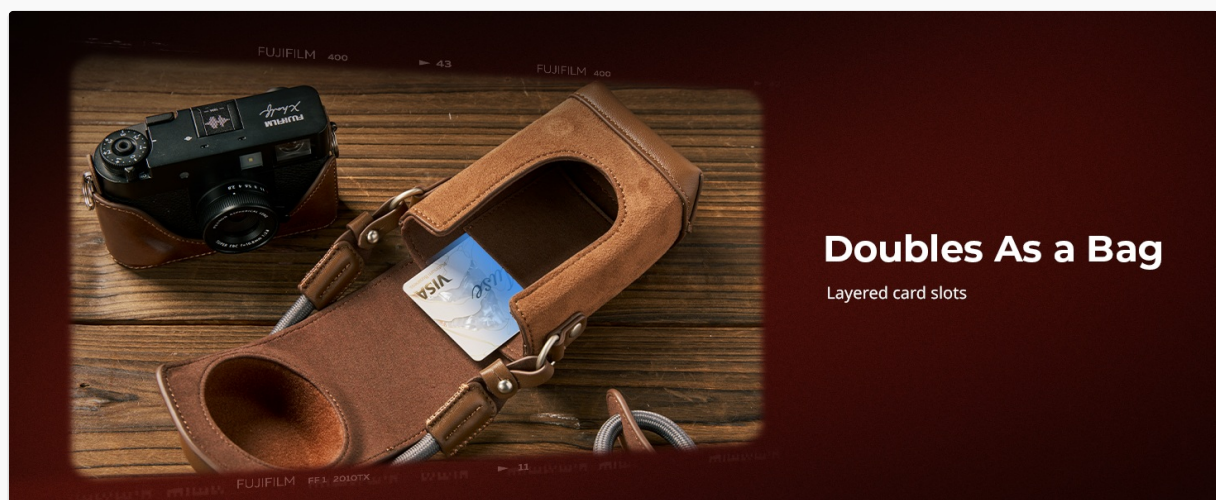


Figure 3.4: The case doubles as a bag with layered card slots.

3.3 Tripod Mounting

The Half Leather Case includes a 1/4"-20 threaded hole on its bottom. This allows you to directly mount your camera to a tripod without needing to remove the Half Leather Case, saving time and effort.

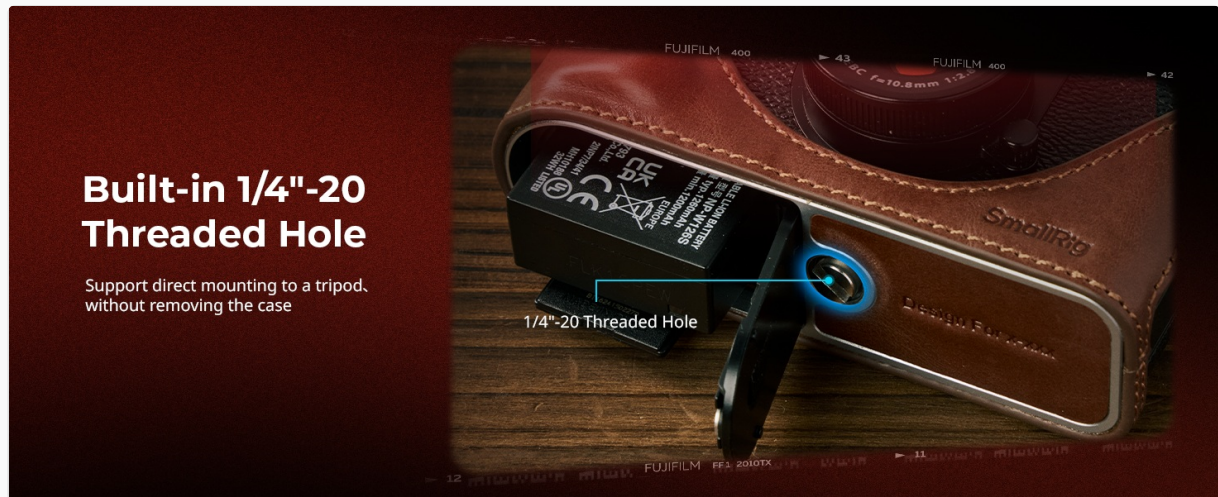


Figure 3.5: Direct tripod mounting via the 1/4"-20 threaded hole.

3.4 Compatibility Notes

This case kit is designed to be compatible with various SMALLRIG accessories for the FUJIFILM X Half camera:

- Fits SMALLRIG thumb rests (ID 5222 / 5221 / 5333)
- Fits SMALLRIG UV/VND filters (ID 5214 / 5392 / 5225 / 5391)
- Fits SMALLRIG sun hoods (ID 5215 / 5393)

Important Note:

- Not compatible with silicone and wood L-shaped grips (ID 5394 / 5224 / 5223 / 5216 / 5217 / 5332).

Package Includes

Full-Cover Carrying Bag × 1
Half Leather Case × 1
Woven Shoulder Strap × 1
Flat Wrench × 1
O-ring × 1
Protective Pads × 1

ID 5218 (Brown)



Product Dimensions

1100.0 × 100.0 × 77.0mm
43.3 × 3.99 × 3.0in

Product Weight

18.1 + 5.0g
0.6 + 0.2oz

Package Dimensions

180.0 × 129.5 × 75.0mm
7.1 × 5.1 × 2.9in

Package Weight

86.1 + 5.0g
3.0 + 0.2oz

Material(s): Genuine Leather, Microfiber, Nylon

Figure 3.6: Compatibility information for SMALLRIG accessories.

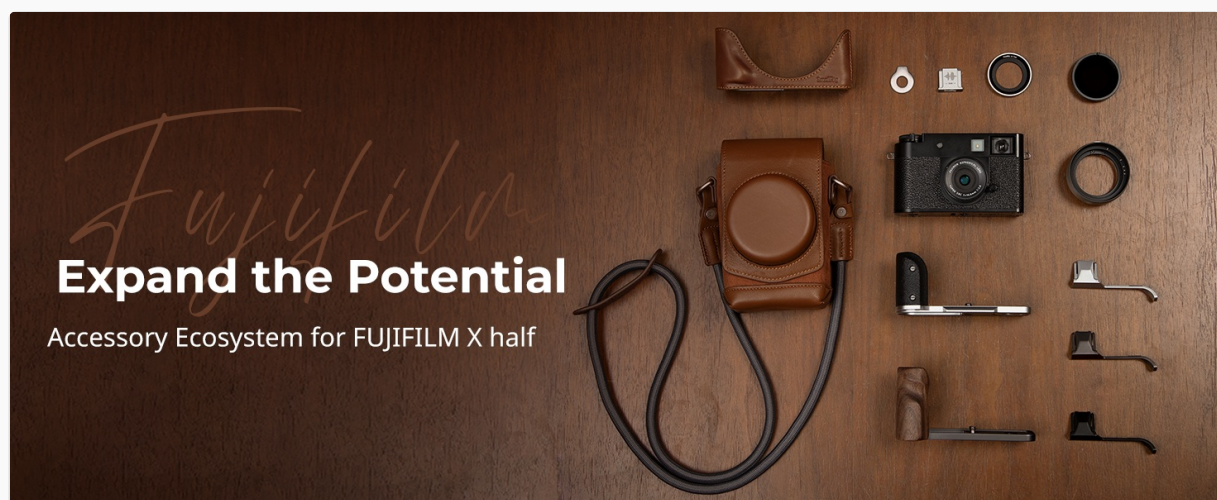


Figure 3.7: Expand the potential with compatible accessories.

4. MAINTENANCE AND CARE

4.1 Cleaning Instructions

- **Leather Exterior:** Wipe gently with a soft, dry cloth. For minor stains, use a slightly damp cloth and mild leather cleaner, then dry immediately. Avoid harsh chemicals or excessive moisture.
- **Suede Interior:** Use a soft brush or a specialized suede cleaner to remove dust and debris. Do not use water or liquid cleaners directly on suede.

4.2 Storage

Store the case kit in a cool, dry place away from direct sunlight and extreme temperatures to prevent material degradation and color fading.

4.3 General Care

As the case is made from genuine leather, slight color variations may occur over time and with use. This is a natural characteristic of leather and contributes to its unique vintage aesthetic.



Figure 4.1: Note on genuine leather color variations.

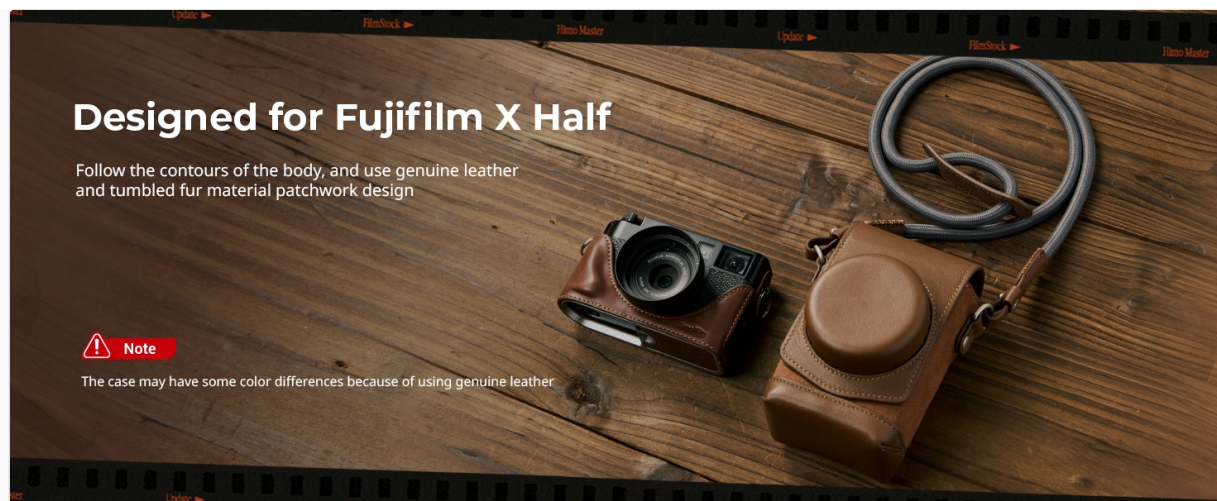


Figure 4.2: Reminder about natural color differences in genuine leather.

5. TROUBLESHOOTING

5.1 Magnetic Closure Issues

If the magnetic closure of the Full-Cover Carrying Bag does not seem to hold securely, ensure that the camera is properly seated within the bag and that no obstructions are preventing the magnets from engaging fully.

5.2 Half Case Fit

If the Half Leather Case does not fit snugly, ensure the 1/4"-20 screw is tightened correctly with the Flat Wrench. Avoid over-tightening, which could damage the camera or case.

6. PRODUCT SPECIFICATIONS

Feature	Detail
Model Number	5218
Product Dimensions	1100.0 x 100.0 x 77.0mm (43.3 x 3.99 x 3.0in)
Item Weight	18.1 + 5.0g (0.6 + 0.2oz)
Package Dimensions	180.0 x 129.5 x 75.0mm (7.1 x 5.1 x 2.9in)
Package Weight	86.1 + 5.0g (3.0 + 0.2oz)
Materials	Genuine Leather, Microfiber, Nylon
Compatibility	FUJIFILM X Half Camera

7. WARRANTY INFORMATION

SMALLRIG products are manufactured to high-quality standards. For detailed warranty information, including terms and conditions, please refer to the official SMALLRIG website or contact customer support. Please retain your proof of purchase for warranty claims.

8. CUSTOMER SUPPORT






If you have any questions, require assistance, or encounter issues not covered in this manual, please contact SMALLRIG customer support through their official website:

[Visit SMALLRIG Official Website](#)

Please have your product model number (5218) and purchase details ready when contacting support.

© 2025 SMALLRIG. All rights reserved.

Related Documents - 5218

<div><p>Camera Leather Case Kit (for FUJIFILM X-E5) 相机皮革套件 (适用于富士XE5) Operating instruction / 操作指南</p></div>	<p>SmallRig Camera Leather Case Kit for FUJIFILM X-E5 - Operating Instructions</p> <p>Operating instructions for the SmallRig Camera Leather Case Kit designed for the FUJIFILM X-E5 camera. Includes installation guides for the half leather case and shoulder strap, product specifications, and manufacturer information.</p>
<div><p>Leather Case Kit (for FUJIFILM GFX100RF) 相机皮革套件 (适用于富士GFX100RF) 5247 (Black / 黑色) / 5248 (Brown / 棕色) Operating instruction / 操作指南</p></div>	<p>SmallRig Leather Case Kit for FUJIFILM GFX100RF - Operating Instructions</p> <p>Detailed operating instructions for the SmallRig Leather Case Kit designed for the FUJIFILM GFX100RF camera, including package contents, specifications, and installation guides for various components.</p>
<div><p>Operating instruction / 操作指南</p></div>	<p>SmallRig Camera Leather Case Kit for FUJIFILM X100VI - Operating Instructions</p> <p>Operating instructions and specifications for the SmallRig Camera Leather Case Kit designed for the FUJIFILM X100VI camera. Includes safety guidelines, package contents, installation steps, and product dimensions.</p>
<div><p>Universal Braided Wrist Strap 通用编织腕带 (4881/5054/5055) Operating instruction / 操作指南</p></div>	<p>SmallRig Universal Braided Wrist Strap (4881/5054/5055) - Operating Instructions</p> <p>Operating instructions and specifications for the SmallRig Universal Braided Wrist Strap, models 4881, 5054, and 5055. Includes installation guide and compatibility information.</p>
<div><p>L-shaped Mount Plate with Silicone Handle (for FUJIFILM X-E5) 硅胶L型手柄 (适用于富士XE5) Operating instruction / 操作指南</p></div>	<p>SmallRig L-Shaped Mount Plate with Silicone Handle for FUJIFILM X-E5 - Operating Instructions</p> <p>Operating instructions for the SmallRig L-Shaped Mount Plate with Silicone Handle designed for the FUJIFILM X-E5 camera. Includes product details, installation steps for the grip and shutter button cap, and specifications.</p>

SmallRig

L-Shape Mount Plate with Wooden Handle
for FUJIFILM GFX100RF
木製L型手板 適用機型:GFX100RF
5265 (銀色 / 銀色) / 5266 (黑色 / 黑色)

Operating Instruction / 操作指南

[SmallRig L-Shape Mount Plate with Wooden Handle for FUJIFILM GFX100RF \(Models 5265, 5266\) - Operating Instructions](#)

Operating instructions for the SmallRig L-Shape Mount Plate with Wooden Handle designed for the FUJIFILM GFX100RF camera. Includes product details, specifications, installation steps, and package contents for models 5265 and 5266.