

KuWFi MF801

KuWFi 4G+ CAT7 Mobile WiFi Hotspot MF801 Instruction Manual

Model: MF801 | Brand: KuWFi

1. INTRODUCTION

The KuWFi 4G+ CAT7 Mobile WiFi Hotspot MF801 provides portable internet access. This device supports 4G+ CAT7 high-speed networks, offering up to 300Mbps download speeds and 1200Mbps wireless transmission. It is designed for use in various environments, including camping, travel, remote work, and temporary meetings, by creating a stable Wi-Fi hotspot.

2. PACKAGE CONTENTS

Verify that all items are present in the package:

- KuWFi 4G+ CAT7 Mobile WiFi Hotspot (MF801)
- USB Charging Cable
- Lithium Ion Battery (3000mAh)
- User Manuals





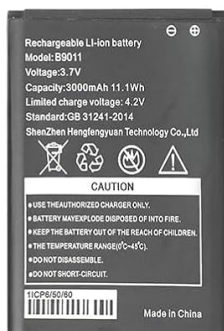
 <p>CAT4 indoor</p> <p> No mobile power</p> <p>CAT4 150Mbps</p>	 <p>CAT7 indoor/outdoor camping</p> <p> 3000 mAh mobile power supply</p> <p>CAT7 300Mbps</p>
--------------------------------------------------------------------------------------------------------------------------------------------------------------------------------------------------------------------------------------------------------	--------------------------------------------------------------------------------------------------------------------------------------------------------------------------------------------------------------------------------------------------------------------------------------

Image: The KuWFi MF801 hotspot, USB charging cable, battery, and user manuals included in the package.

3. DEVICE OVERVIEW

The MF801 hotspot features a compact design with a small display screen and control buttons. Key components include:

- **Display Screen:** Shows network status, battery level, Wi-Fi name, password, and connected devices.
- **Power Button:** Used to power the device on or off.
- **Type-C Port:** For charging the device.
- **SIM Card Slot:** Located under the battery cover, supports Nano SIM cards.



3000mAh Li-ion Battery



Image: A detailed view of the KuWfi MF801 hotspot, highlighting the display, power button, Type-C charging port, and the internal layout for the Nano SIM card and battery.

4. SETUP

Follow these steps to set up your KuWfi Mobile WiFi Hotspot:

1. **Install SIM Card:** Remove the back cover of the device. Carefully insert your Nano SIM card into the designated slot. Ensure it is correctly oriented and securely seated.
2. **Install Battery:** Place the provided 3000mAh Lithium Ion battery into the battery compartment.
3. **Replace Cover:** Securely attach the back cover.
4. **Charge Device:** Connect the device to a power source using the USB Type-C cable. The battery indicator on the screen will show charging status.

Video: Unboxing and SIM Card Installation

Your browser does not support the video tag.

Video Description: This video demonstrates the unboxing process of a KuWfi Mobile WiFi Hotspot, including how to open the device, insert the SIM card, and install the battery. It also shows the initial power-on sequence and display information.

5. OPERATING INSTRUCTIONS

1. **Power On:** Press and hold the Power button until the screen illuminates and the device starts.
2. **Connect to Wi-Fi:** On your laptop, tablet, or smartphone, search for available Wi-Fi networks. Select the network name (SSID) displayed on the hotspot's screen and enter the password.
3. **Access Admin Panel:** For advanced settings, connect a device to the hotspot's Wi-Fi. Open a web browser and enter the default IP address (e.g., 192.168.0.1) shown in the manual. Log in using the default credentials (usually 'admin' for both username and password) to configure network settings, security, and parental controls.
4. **Power Off:** Press and hold the Power button until the device shuts down.



Image: The KuWfi MF801 hotspot display showing network status, battery level, and Wi-Fi information.

6. FEATURES

- **High-Speed Connectivity:** Supports 4G+ CAT7 networks with up to 300Mbps download and 1200Mbps wireless transmission speeds.
- **Extended Battery Life:** Equipped with a 3000mAh battery, providing 5-8 hours of continuous use.
- **Multi-Device Support:** Allows up to 10 devices to connect simultaneously.
- **Enhanced Security:** Supports WPA/WPA2 encryption to protect your network.
- **Parental Control:** Features parental control options for managing internet access.
- **Network Management:** Easily manage device connections and settings through the web-based administration interface.



Image: Illustration of the KuWFi MF801 hotspot providing internet connectivity to multiple devices, such as laptops and smartphones.

7. SPECIFICATIONS

Attribute	Value
Product Dimensions	3.5 x 2.5 x 0.5 inches
Item Weight	2.2 pounds
Item Model Number	MF801
Batteries	1 Lithium Ion batteries required (included)
Frequency Band Class	Dual-Band
Wireless Communication Standard	802.11ac, 802.11b, 802.11g, 802.11n
Connectivity Technology	Wi-Fi

8. MAINTENANCE

To ensure optimal performance and longevity of your KuWFi hotspot:

- Keep the device clean and free from dust. Use a soft, dry cloth for cleaning.
- Avoid exposing the device to extreme temperatures, direct sunlight, or moisture.
- Store the device in a cool, dry place when not in use.
- Use only the provided charging cable and battery.

9. TROUBLESHOOTING

If you encounter issues with your device, try the following:

- **No Network Signal:** Ensure your SIM card is correctly inserted and activated. Check for network coverage in your area.
- **Cannot Connect to Wi-Fi:** Verify the Wi-Fi name (SSID) and password on the device screen. Restart both the hotspot and your connecting device.
- **Slow Internet Speed:** Check your data plan status. Ensure you are within a good signal coverage area. Reduce the number of connected devices if necessary.
- **Battery Draining Quickly:** Ensure the device is fully charged. Reduce screen timeout settings.
- **Device Unresponsive:** Perform a soft reset by turning the device off and then on again. If the issue persists, consult the full user manual for a hard reset option.

10. WARRANTY AND SUPPORT

The KuWFi 4G+ CAT7 Mobile WiFi Hotspot MF801 is backed by a 30-day money-back guarantee, a month of free replacement, and a 1-year manufacturer warranty. Professional technical support is available for any assistance required. For support, please contact KuWFi customer service.