

Manuals+

[Q & A](#) | [Deep Search](#) | [Upload](#)

manuals.plus /

- > [Midea](#) /
- > [Midea MAW10V1QWT U-Shaped AC Window Air Conditioner User Manual](#)

Midea MAW10V1QWT

Midea MAW10V1QWT U-Shaped AC Window Air Conditioner User Manual

Model: MAW10V1QWT - 10,000 BTU (Updated)

INTRODUCTION

This manual provides essential information for the safe and efficient operation, installation, and maintenance of your Midea MAW10V1QWT U-Shaped AC Window Air Conditioner. Please read this manual thoroughly before installation and use, and retain it for future reference.



Figure 1: Midea MAW10V1QWT U-Shaped AC Window Air Conditioner, showcasing the main unit, remote control, and smartphone

SETUP AND INSTALLATION

The Midea U-shaped design simplifies installation and allows for window operation even with the unit installed. The quick-snap bracket system ensures a robust and secure fit.

Window Requirements:

- Suitable for single-hung or double-hung windows.
- Window width: 22" - 36"
- Minimum window height: 13.75"

Installation Steps:

1. Install the included quick-snap bracket securely in your window frame. Ensure the bracket is level and properly supported.
2. Carefully place the U-shaped air conditioner unit onto the installed bracket. It is recommended to have two people for this step due to the unit's weight.
3. Secure the sidearms of the unit to the window frame.
4. Close the window sash down into the U-shaped opening of the unit. The Anti-Theft Mechanism will lock the window for added security.
5. Use the provided foam pieces to fill any remaining gaps around the unit for optimal insulation and to prevent air leakage.
6. Plug the power cord into a compatible 115V electrical outlet.

EASY OPEN WINDOW INSTALLATION


With bracket included



Figure 2: Demonstrating the easy installation process with the included quick-snap bracket, allowing the window to open freely.

STRONG COOLING WITH INVERTER TECHNOLOGY

Over 35% Energy Savings* With Inverter Technology



Long Distance Airflow up to 20 feet

*compared to ENERGY STAR minimum CEER requirement

Figure 3: The U-shaped design of the air conditioner, which allows the window to close securely, blocking outside noise and enhancing security.

OPERATING INSTRUCTIONS

Your Midea U-Shaped AC offers multiple control options and advanced features for optimal comfort.

Control Methods:

- **Manual Controls:** Buttons on the unit allow for direct control of settings.
- **Remote Control:** Use the included remote for convenient adjustment from a distance.
- **Smart Control:** The unit is Wi-Fi enabled. Download the SmartHome app (iOS/Android) to control the AC from anywhere. It is also compatible with voice commands via Alexa or Google Assistant devices.

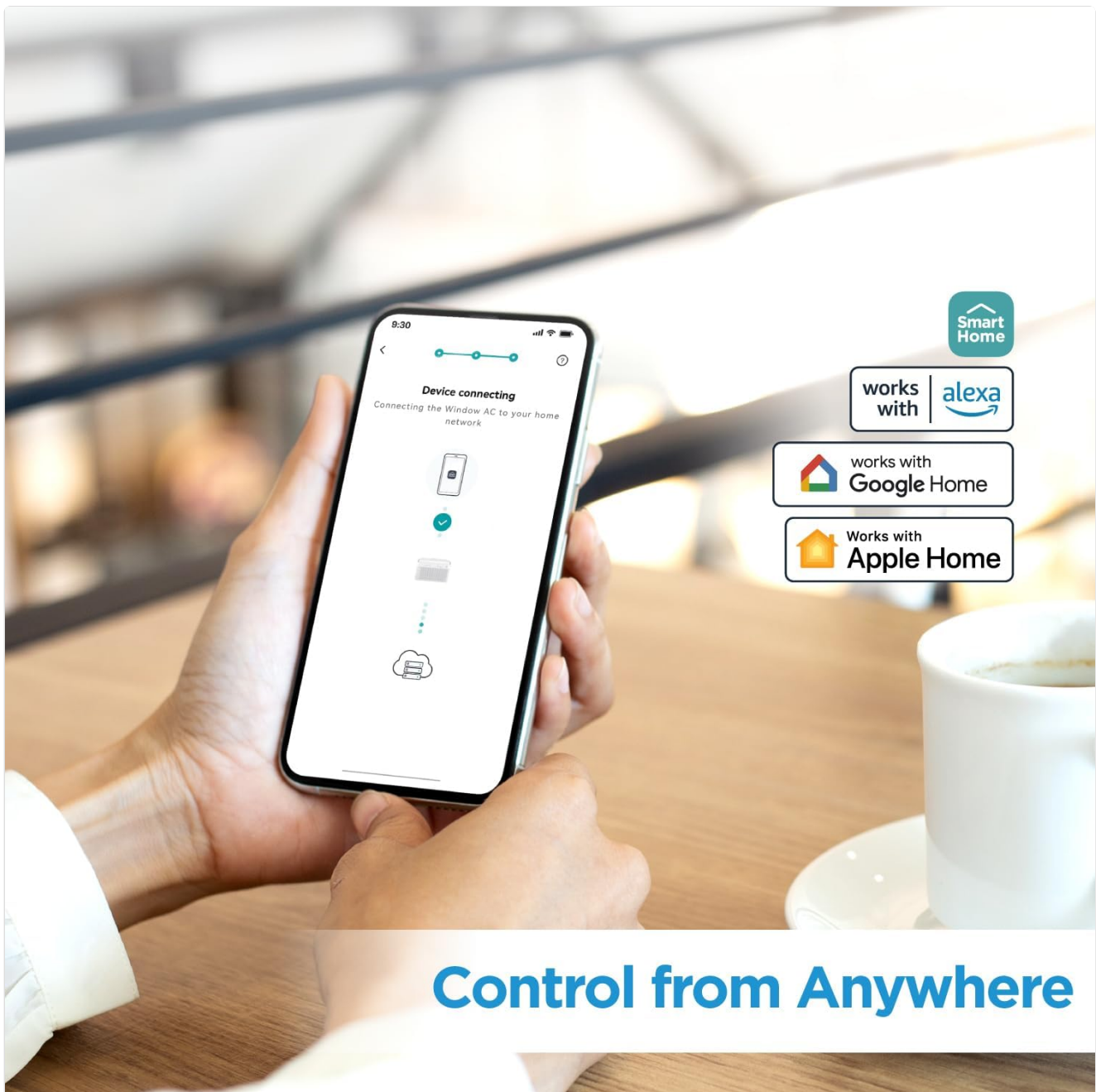


Figure 4: Control your Midea U-Shaped AC from anywhere using the SmartHome app, compatible with popular smart home ecosystems.

Key Features:

- **Ultra Quiet Operation:** The U-shaped design and highly-efficient inverter system reduce noise significantly, operating as low as 32 dBA.
- **Energy Savings:** Advanced DC Inverter technology provides over 35% energy savings compared to traditional units, earning it ENERGY STAR certification.
- **Fast Cooling:** Designed for rapid cooling of your space.
- **Dehumidifier Function:** Helps reduce humidity levels in the room.
- **Long Distance Airflow:** Delivers cool air up to 20 feet away, ensuring effective cooling throughout the room.
- **Adjustable Fan Speeds:** Choose from Auto, Low, Medium, or High fan settings.

ULTRA-QUIET OPERATION



Figure 5: The Midea U-Shaped AC provides ultra-quiet operation, significantly quieter than traditional units, making it ideal for living spaces.



Figure 6: Benefit from strong cooling performance and significant energy savings thanks to the advanced inverter technology and ENERGY STAR certification.

MAINTENANCE

Regular maintenance ensures the longevity and optimal performance of your air conditioner.

Dust Filter:

The unit is equipped with a dust filter. Regularly clean the dust filter to maintain air quality and cooling efficiency. Refer to the filter reset indicator on the unit's control panel.

General Cleaning:

Wipe the exterior of the unit with a soft, damp cloth. Do not use harsh chemicals or abrasive cleaners. Ensure the drainage system is clear to prevent water buildup, especially if using the dehumidifier function. The unit includes rubber drain plugs; ensure they are correctly positioned to manage condensate drainage.

TROUBLESHOOTING


If you encounter issues with your Midea U-Shaped AC, try the following basic troubleshooting steps before contacting support:

- **No Power:** Ensure the unit is properly plugged into a working electrical outlet. Check your home's circuit breaker.
- **Insufficient Cooling:** Verify that the dust filter is clean. Ensure windows and doors are closed to prevent warm air from entering the room. Check for any obstructions to the airflow.
- **Unusual Noise:** Confirm the unit is securely installed in the window and not vibrating against the frame.
- **Remote Not Working:** Check the batteries in the remote control. Ensure there are no obstructions between the remote and the unit.

For more detailed troubleshooting or persistent issues, please refer to the full user manual or contact Midea customer support.

SPECIFICATIONS

Feature	Detail
Brand	Midea
Model Number	MAW10V1QWT
Cooling Capacity	10,000 British Thermal Units (BTU)
Coverage Area	Up to 450 Square Feet
Power Source	Corded Electric
Voltage	115 Volts
Wattage	890 watts
Sound Level	32 dB
Product Dimensions (D x W x H)	19.17" x 21.97" x 13.46"
Installation Method	Window
Special Features	Dehumidifier, Dust Filter, Fast Cooling, Remote Controlled, Smart Control (Wi-Fi, Alexa, Google Assistant)
Included Components	Window Bracket, Remote Control
Energy Efficiency	ENERGY STAR Certified, 35%+ energy savings



2.93 in.

13.46 in.

21.97 in.

19.17 in.

Figure 7: Recommended area coverage based on BTU capacity.



Figure 8: Detailed product dimensions for installation planning.

WARRANTY AND SUPPORT

Warranty Information:

Your Midea MAW10V1QWT U-Shaped AC Window Air Conditioner comes with a two-year limited warranty from the original purchase date. This warranty is valid for authorized purchases only. Please retain your proof of purchase for warranty claims.

Customer Support:

For any questions, technical assistance, or warranty service, please contact Midea customer support. Refer to the contact information provided in your product packaging or visit the official Midea website for the most up-to-date support details.