

Manuals+

[Q & A](#) | [Deep Search](#) | [Upload](#)

manuals.plus /

> [OTTOCAST](#) /

> [OTTOCAST I3 AI Box for Wireless CarPlay User Manual](#)

OTTOCAST I3

OTTOCAST I3 AI Box User Manual

Model: I3

1. INTRODUCTION

The OTTOCAST I3 AI Box is designed to transform your vehicle's factory-installed wireless CarPlay system into a full Android 13 smart system. This device allows access to various applications, video streaming services, and navigation directly on your car's display. It features an 8-core processor, 4GB RAM, and 64GB ROM for efficient performance, along with built-in GPS, dual-band WiFi, and Bluetooth 5.0 connectivity.

2. PACKAGE CONTENTS

Verify that all items are present in the package:

- OTTOCAST I3 AI Box
- USB Type-C to A Cable
- Quick Start Guide
- User Manual (this document)



Image: The OTTOCAST I3 AI Box, USB Type-C to A cable, user manual, and packaging box.

3. SETUP INSTRUCTIONS

The OTTOCAST I3 AI Box is designed for simple plug-and-play installation. Ensure your vehicle has factory-installed wireless CarPlay enabled. This device is compatible with most non-BMW vehicles. A separate version is available for BMW models.

1. Step 1: Connect the Device

Connect the OTTOCAST I3 AI Box to your car's USB port using the provided USB Type-C to A cable. Use the USB port designated for CarPlay connectivity.

2. Step 2: Pair via Bluetooth

On your car's infotainment screen, navigate to the Bluetooth settings. Select the device named "OttoAibox-XXXX" (where XXXX is a unique identifier) and complete the pairing process.

3. Step 3: Establish Internet Connection

To access online features, connect the device to the internet. You can do this by:

- Connecting to your car's built-in Wi-Fi network (if available).
- Connecting to your mobile phone's hotspot.
- Inserting a Nano-SIM card into the designated slot on the AI Box for independent 4G access.



Image: Visual guide showing the three steps for installation: Plug In, Pair via Bluetooth, and Get Online & Stream.



Image: Illustrates compatibility with various car brands such as Audi, Porsche, Hyundai, Kia, Ford, BYD, Link & Co, MG, V, and Tata. Notes a separate version for BMW vehicles.

4. OPERATING INSTRUCTIONS

4.1 App Streaming and Download

The OTTOCAST I3 AI Box allows you to stream content from popular services like YouTube, Netflix, TikTok, and Disney+ directly on your car's screen. You can also download and install any application from the Google Play Store or APKPure to personalize your in-car experience.



Image: A car interior showing the infotainment screen displaying various app icons including Netflix, Spotify, YouTube, Disney+, Max, Hulu, and Google Play.



Image: A car's infotainment screen displaying a football game, with logos for Netflix, YouTube TV, Prime Video, and Google Play below.

4.2 Split-Screen Functionality

Multitask efficiently by running two applications simultaneously on your car's display. The device supports flexible split-screen layouts, including 3:7, 5:5, and 7:3 ratios, allowing you to view navigation while controlling music or watching videos.

Download Your Favorite Apps to Expand Your Entertainment



Image: A car's infotainment screen in split-screen mode, displaying a navigation map on one side and a video on the other, with ratio options (3:7, 5:5, 7:3) indicated above.

4.3 Built-in GPS Navigation

Navigate without relying on your phone. The I3 AI Box features built-in GPS for accurate navigation, smart routing, and live traffic updates, ensuring you stay on track.

Intelligently Adapts to Your Car Screen

Ensures optimal display on various screen sizes and resolutions



Image: A white car on a road with a digital overlay showing GPS pins and navigation features like accurate navigation, smart routing, and live traffic updates.

4.4 Customization

Personalize your car's screen by setting custom wallpapers. The device intelligently adapts to various car screen sizes and resolutions for optimal display.

Flexible Screen Sizes

Optimize Your Screen Space for Maximum Convenience



Image: A car's infotainment screen displaying different custom wallpaper options, with a hand selecting an option.

5. CONNECTIVITY AND STORAGE

5.1 Internet Connectivity

The I3 AI Box offers multiple ways to stay connected:

- **Nano-SIM Card Slot:** Insert a Nano-SIM card for independent 4G cellular data access, allowing streaming and navigation without tethering to your phone.
- **Dual-Band Wi-Fi:** Supports 2.4GHz and 5.8GHz Wi-Fi for fast and stable internet connections.
- **Mobile Hotspot:** Connect to your smartphone's hotspot for internet access.

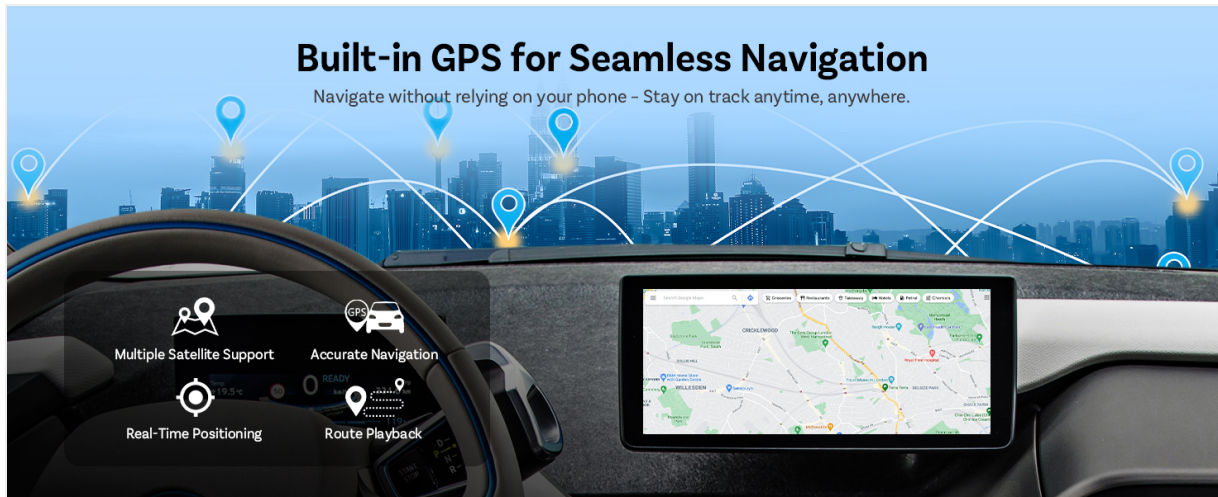


Image: Steps for connecting via mobile hotspot, showing Wi-Fi settings, network selection, password entry, and seamless internet access for streaming.

5.2 External Storage

Expand your media library with the microSD card slot, supporting cards up to 256GB. This allows for offline playback of music, videos, and pictures.



Image: Shows options for in-car streaming via WiFi or Nano-SIM, and offline playback using a microSD card, with a car screen displaying a video.

6. MAINTENANCE

6.1 Firmware Over-The-Air (FOTA) Updates

Keep your device up-to-date with the latest features and performance improvements through convenient FOTA updates. Ensure your device is connected to the internet to receive and install updates.

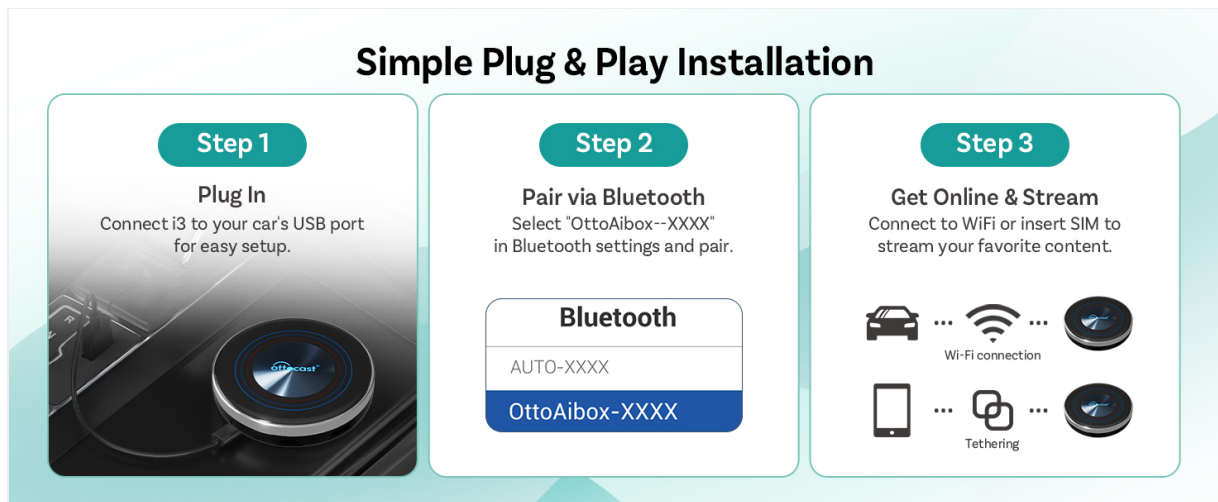


Image: A car's infotainment screen showing a "System Upgrade" icon, indicating the FOTA update feature.

6.2 General Care

To ensure the longevity of your OTTOCAST I3 AI Box, avoid exposing it to extreme temperatures, direct sunlight for prolonged periods, or moisture. Clean the device with a soft, dry cloth. Do not use abrasive cleaners or solvents.

7. TROUBLESHOOTING

If you encounter issues with your OTTOCAST I3 AI Box, consider the following:

- **Device Not Powering On:** Ensure the USB cable is securely connected to both the AI Box and the correct USB port in your car. Some cars have multiple USB ports; try a different one if the device does not power on.
- **Slow Performance or Lag:** Check your internet connection speed. If using a mobile hotspot, ensure strong signal strength. Close unnecessary background applications.
- **No Display on Car Screen:** Verify that your car's wireless CarPlay is active and enabled. Ensure the AI Box is properly paired via Bluetooth.
- **No Sound:** Check the audio output settings on your car's infotainment system and on the AI Box. Ensure Bluetooth audio is selected.
- **App Crashes:** Ensure the device's firmware is up-to-date. Clear the cache of the problematic app or reinstall it.

For persistent issues, refer to the support section for contact information.

8. SPECIFICATIONS

Brand	OTTOCAST
Model Number	I3
Operating System	Android 13
Processor	8-core

Memory (RAM)	4GB
Storage (ROM)	64GB
Connectivity Technology	Bluetooth 5.0, Dual-band Wi-Fi (2.4+5.8GHz), 4G (via Nano-SIM)
Compatible Devices	Vehicles with factory-installed wireless CarPlay (non-BMW)
Connector Type	USB Type A
Audio Output Mode	Stereo, Surround (5.1 channels)
Video Encoding	H.264, H.265/HEVC, VP9
Supported Internet Services	Netflix, Prime Video, YouTube, TikTok, Disney+, etc.
External Storage	MicroSD card slot (up to 256GB)

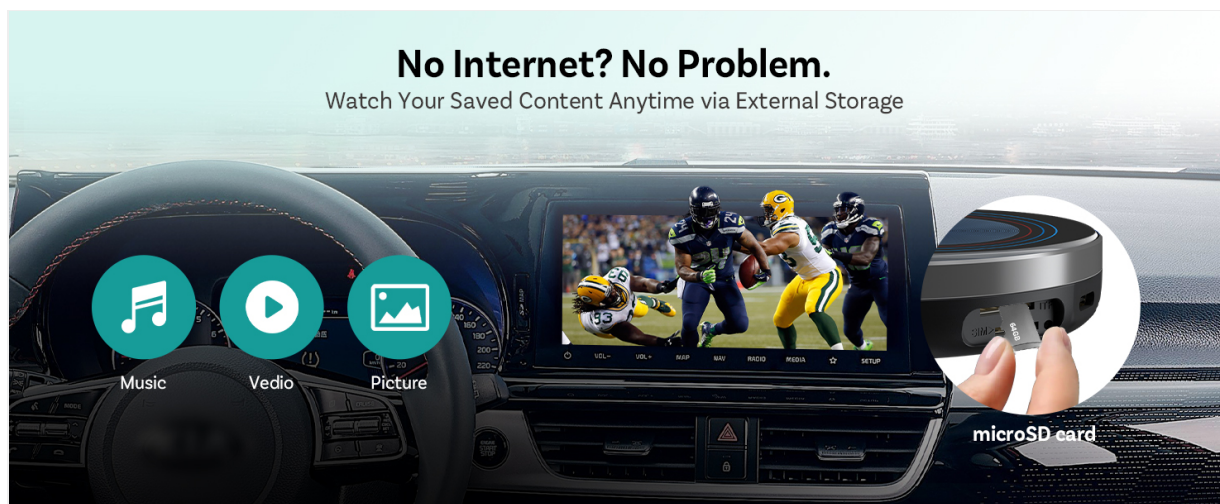


Image: Visual representation of the I3 AI Box's internal components and specifications, highlighting Bluetooth 5.0, 2.4+5.8GHz WiFi, 8-Core CPU, and 4GB RAM + 64GB ROM.

9. WARRANTY AND SUPPORT

The OTTOCAST I3 AI Box comes with a 1-year manufacturer warranty, providing coverage for defects in materials and workmanship under normal use.

For any questions, technical assistance, or troubleshooting, please contact OTTOCAST customer support. Our team is available to provide expert assistance.

- **Warranty Coverage:** 1-Year Manufacturer
- **Customer Support:** Available 24/7
- **Technical Assistance:** Expert support for setup and troubleshooting

Stay Connected Anywhere with Hotspot Connectivity



Wi-Fi

iPhone 15 Pro
Google Pixel 9 Pro XL
Xiaomi 12S Pro

Step 1:
Open Wi-Fi settings
and select your network.

Google Pixel 9 Pro XL
Password
1234XXXXX
 Show password
Advanced options

Step 2:
Enter the password
to connect.

NETFLIX

Step 3:
Enjoy seamless internet
access.

ottocast

Car Wi-Fi Mobile Hotspot

Image: Icons representing 1-Year Manufacturer Coverage, 24/7 Customer Support, and Technical Support.