



Manuals.plus /

- › Midea /
- › Midea MAW12V1QWT U-Shaped AC Window Air Conditioner 12,000 BTU (Updated) User Manual

Midea MAW12V1QWT

Midea MAW12V1QWT U-Shaped AC Window Air Conditioner User Manual

Model: MAW12V1QWT - 12,000 BTU (Updated)

INTRODUCTION

This manual provides detailed instructions for the installation, operation, maintenance, and troubleshooting of your Midea MAW12V1QWT U-Shaped AC Window Air Conditioner. Please read this manual thoroughly before using your air conditioner and retain it for future reference. Proper use and maintenance will ensure optimal performance and longevity of your unit.



The Midea MAW12V1QWT U-Shaped AC Window Air Conditioner, showcasing its compact design, included remote control, and smart home app compatibility.

SAFETY INFORMATION

Always follow basic safety precautions when using electrical appliances to reduce the risk of fire, electric shock, or injury. Ensure the unit is properly grounded. Do not operate the unit with a damaged cord or plug. Keep the area around the unit clear of obstructions. Refer to the full safety guidelines in the printed manual for comprehensive details.

SETUP AND INSTALLATION

The Midea U-Shaped AC is designed for robust and straightforward installation in single-hung or double-hung windows with widths between 22"-36" and a minimal height of 13.75".

Bracket Installation

Install the included quick-snap bracket first. This bracket supports the unit's weight and ensures proper drainage. Follow the detailed steps provided in the installation video for precise placement and secure fastening.

Official Midea video demonstrating the U-shaped insulation installation process for the air conditioner. This video provides a step-by-step guide on how to properly seal the unit within your window frame.

Unit Placement and Sealing

Once the bracket is secure, carefully set the air conditioner unit onto the bracket. Secure the sidearms to ensure stability. The U-shaped design allows your window to open, bringing fresh air into your home and maintaining more of your view when the unit is installed. When the window is closed, the Anti-Theft Mechanism locks the window for added safety.



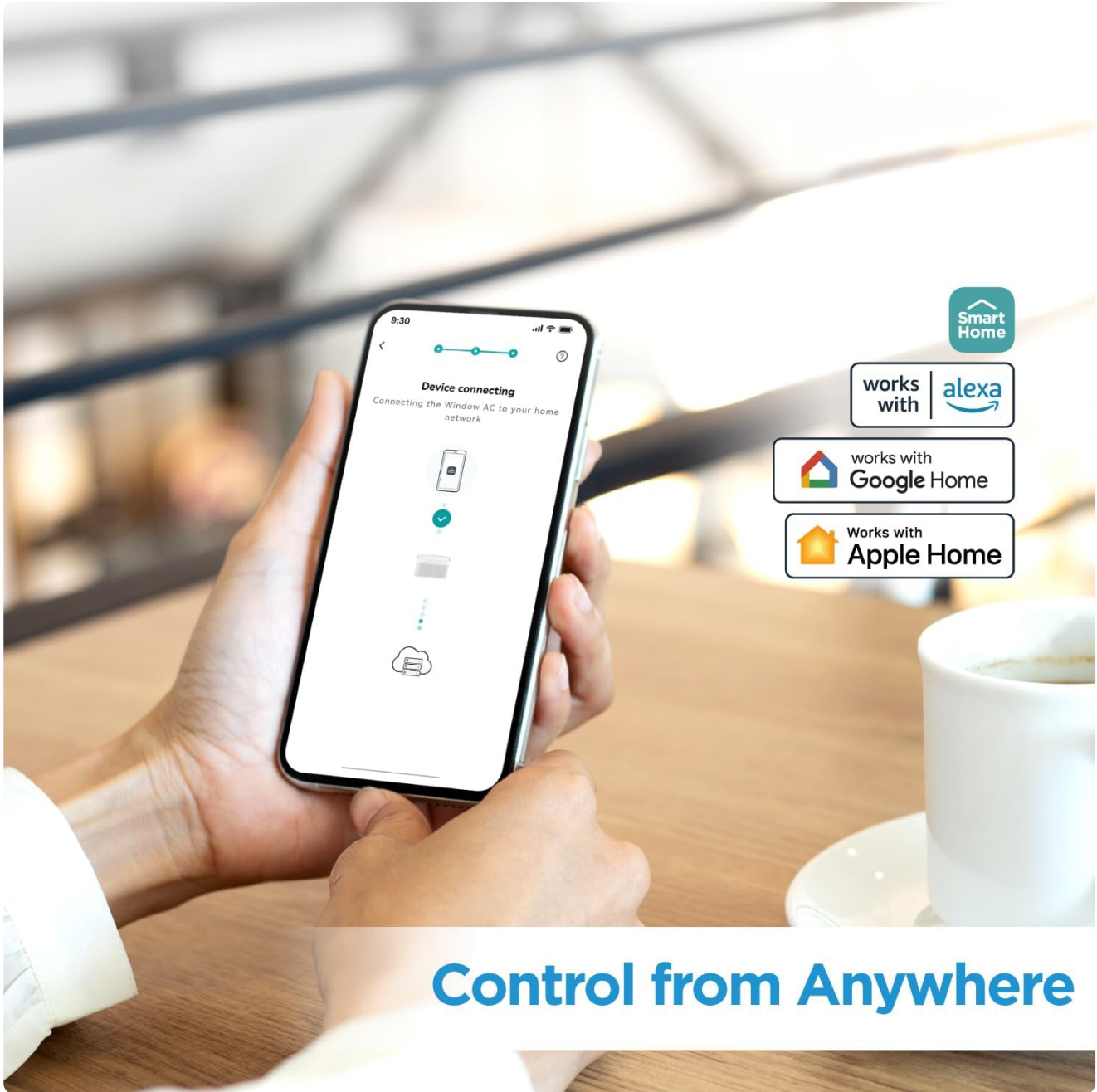
The Midea U-Shaped AC installed, highlighting its unique design that allows the window to open above the unit, providing flexibility for fresh air.

OPERATING YOUR AIR CONDITIONER

Your Midea U-Shaped AC features intuitive controls and smart connectivity for ease of use.

Control Panel Overview

The unit's control panel provides access to various functions including On/Off, Connect (Wi-Fi), Timer, Eco mode, and different operating modes (Auto, Cool, Dry, Fan). You can also adjust fan speed (Low, Med, High) and activate Sleep or Swing functions.



Control from Anywhere

The control panel of the Midea U-Shaped AC, showing the buttons for various functions and the digital temperature display.

Operating Modes

- **Cool Mode:** Provides powerful cooling. Adjust temperature and fan speed as desired.
- **Fan Mode:** Circulates air without cooling. Useful for ventilation.
- **Dry Mode:** Dehumidifies the room, reducing humidity levels.
- **Eco Mode:** Optimizes energy consumption for efficient operation.
- **Sleep Mode:** Adjusts temperature and fan speed for comfortable sleep while saving energy.

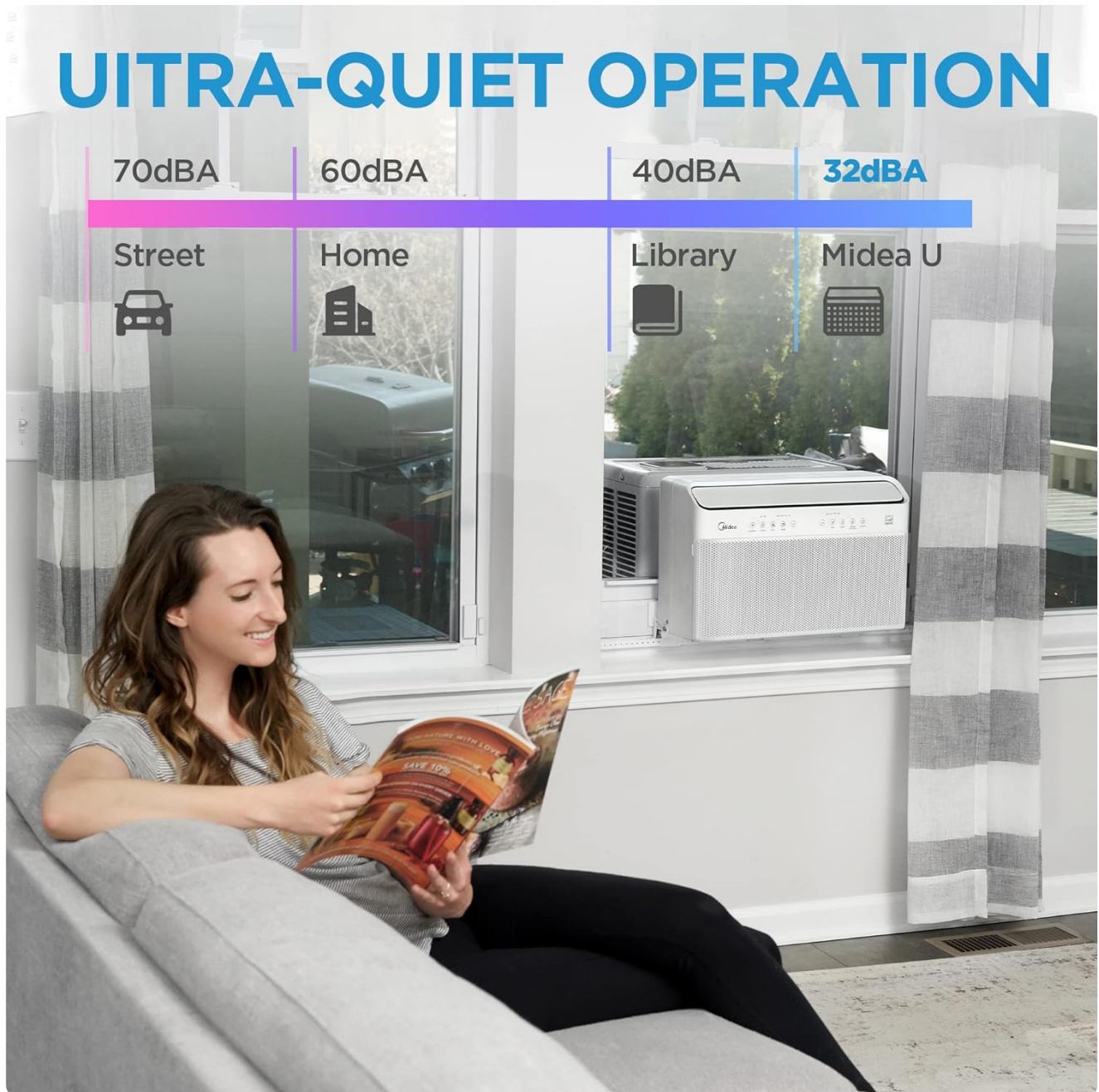
Smart Control Features

The Midea U Smart Inverter AC is Wi-Fi enabled, allowing you to control it from anywhere using the SmartHome

app on iOS or Android devices. You can also use voice commands through Alexa or Google Assistant devices for convenient hands-free operation.

Ultra-Quiet Operation

The U-shape design of the Midea U Smart Inverter AC utilizes your window to block noise from outside. The highly-efficient inverter system ensures ultra-low noise and vibration, operating as quietly as 32 dBA, making it significantly quieter than traditional units.



The Midea U-Shaped AC operates at an ultra-quiet 32 dBA, allowing for peaceful indoor environments.

Official Midea video showcasing the U-shaped design that allows the window to open, providing fresh air while the unit is installed.

Official Midea video highlighting the ultra-quiet operation of the U-shaped air conditioner, noting it is 9 times quieter than traditional window ACs.

MAINTENANCE

Regular maintenance ensures your Midea U-Shaped AC operates efficiently and effectively.

Filter Cleaning

The unit includes a dust filter. Clean the filter regularly (every two weeks or as needed) to maintain optimal airflow and cooling performance. Refer to the filter cleaning instructions in the full manual for detailed steps.

General Cleaning

Wipe the exterior of the unit with a soft, damp cloth. Do not use harsh chemicals or abrasive cleaners. Ensure proper drainage of condensate water to prevent accumulation and maintain unit hygiene.

TROUBLESHOOTING

If you encounter issues with your Midea U-Shaped AC, refer to the following common problems and solutions:

- **Unit not turning on:** Check power connection, circuit breaker, and ensure the unit is properly plugged in.
- **Insufficient cooling:** Verify temperature settings, clean the air filter, ensure no obstructions to airflow, and check for proper window sealing.
- **Unusual noise:** While the unit is designed for ultra-quiet operation, check for loose parts or obstructions in the fan area. If excessive noise persists, contact customer support.
- **Water leakage:** Ensure the unit is installed with a slight downward tilt towards the outside to allow for proper drainage. Check for any blockages in the drainage system.
- **Error codes:** Refer to the full manual's troubleshooting section for specific error code meanings and resolutions.

For issues not covered here, or if problems persist, please contact Midea customer support.


SPECIFICATIONS

Feature	Detail
Brand	Midea
Model Number	MAW12V1QWT
Cooling Power	12,000 British Thermal Units
Item Weight	58.9 pounds
Product Dimensions	19.17"D x 21.97"W x 13.46"H
Voltage	115 Volts
Wattage	1140 watts
Sound Level	32 dB
Floor Area Coverage	550 Square Feet
Special Features	Remote Controlled, Dust Filter, Dehumidifier, Fast Cooling
Refrigerant	R-32




Area (square feet)	Capacity (BTU)
350	8,000
450	10,000
550	12,000

Area and Capacity guide for Midea U-Shaped AC units, indicating suitable room sizes for different BTU models.



2.93 in.

13.46 in.



21.97 in.

19.17 in.

Detailed dimensions of the Midea U-Shaped AC unit, including depth, width, height, and power cord length.

WARRANTY

Your Midea MAW12V1QWT U-Shaped AC Window Air Conditioner comes with a two-year limited warranty from the original purchase date. This warranty is valid for authorized purchases only. Please retain your proof of purchase for warranty claims.

SUPPORT

For further assistance, technical support, or warranty inquiries, please visit the official Midea website or contact their customer service department. Contact information can typically be found on the Midea website or in the packaging materials.

