

ANSTEN X6

ANSTEN Bone Sound Headphones X6 User Manual

Model: X6

INTRODUCTION

Welcome to your ANSTEN Bone Sound Headphones X6. These open-ear headphones are designed for various activities, including swimming and running, featuring IPX8 waterproofing, Bluetooth 5.4 connectivity, and an integrated 32GB MP3 player. This manual provides instructions for setup, operation, and maintenance to ensure optimal performance and longevity of your device.



The ANSTEN Bone Sound Headphones X6, a black, flexible, open-ear design, shown with water splashes, highlighting its waterproof capabilities.

The ANSTEN X6 headphones utilize bone conduction technology, allowing you to hear audio while remaining aware of your surroundings. They are constructed from a high-quality alloy for durability and flexibility.

PACKAGE CONTENTS

- 1 x ANSTEN Bone Sound Headphones X6
- 1 x Magnetic Charging Cable
- 1 x User Manual

SETUP

Charging the Headphones

Before first use, fully charge the headphones.

1. Connect the magnetic charging cable to the charging port on the headphones.
2. Connect the other end of the cable to a USB power source (e.g., computer, USB wall adapter).
3. The indicator light will show charging status. A full charge takes approximately 2 hours.



32GB MP3 Storage

Connect to computer via charging cable, can hold 8,000 songs



An illustration showing the ANSTEN X6 headphones connected to a laptop via its magnetic charging cable, with a 32GB MP3 icon and text indicating 8 hours play time and 2 hours charging time.

Power On/Off

To power on, press and hold the multi-function button for 3 seconds until the indicator light flashes. To power off, press and hold the multi-function button for 3 seconds until the indicator light turns off.

Bluetooth Pairing

Ensure the headphones are powered off.

1. Press and hold the multi-function button for approximately 5-7 seconds until the indicator light flashes red and blue alternately, indicating pairing mode.
2. On your device (smartphone, tablet, laptop), enable Bluetooth and search for "ANSTEN X6".
3. Select "ANSTEN X6" from the list of available devices to connect. A voice prompt will confirm

successful pairing.



Long-lasting & Robust

Experience the pinnacle of durability,
rigorously tested to withstand an
impressive 10,000 bend cycles

The ANSTEN X6 headphones shown next to a tablet and a smartphone, illustrating its multi-device connection capability for quick pairing.

Loading MP3 Files

The headphones have a built-in 32GB memory for MP3 playback.

1. Connect the headphones to your computer using the magnetic charging cable.
2. The headphones will appear as a removable disk drive on your computer.
3. Drag and drop your MP3 or WMA audio files into the headphones' storage folder.
4. Safely eject the device from your computer before disconnecting the cable.

OPERATING INSTRUCTIONS

Switching Between Bluetooth and MP3 Mode

Double-click the multi-function button to switch between Bluetooth mode and MP3 mode. A voice prompt will indicate the current mode.

Note:

Bluetooth signals cannot be transmitted effectively underwater. For swimming, please switch to MP3 mode.

Volume Control

Use the volume up (+) and volume down (-) buttons to adjust the audio level.

Track Control

Press the volume up (+) button for 2 seconds to skip to the next track.

Press the volume down (-) button for 2 seconds to go to the previous track.

Call Functions (when connected via Bluetooth)

Answer/End Call: Press the multi-function button once.

Reject Call: Press and hold the multi-function button for 2 seconds.


Wearing the Headphones

Place the headphones with the transducers resting on your cheekbones, just in front of your ears. The band should wrap around the back of your head.

IPX8 Professional Waterproof

Handle rain and sweat effortlessly, designed for swimming

*Please switch to MP3 mode when swimming



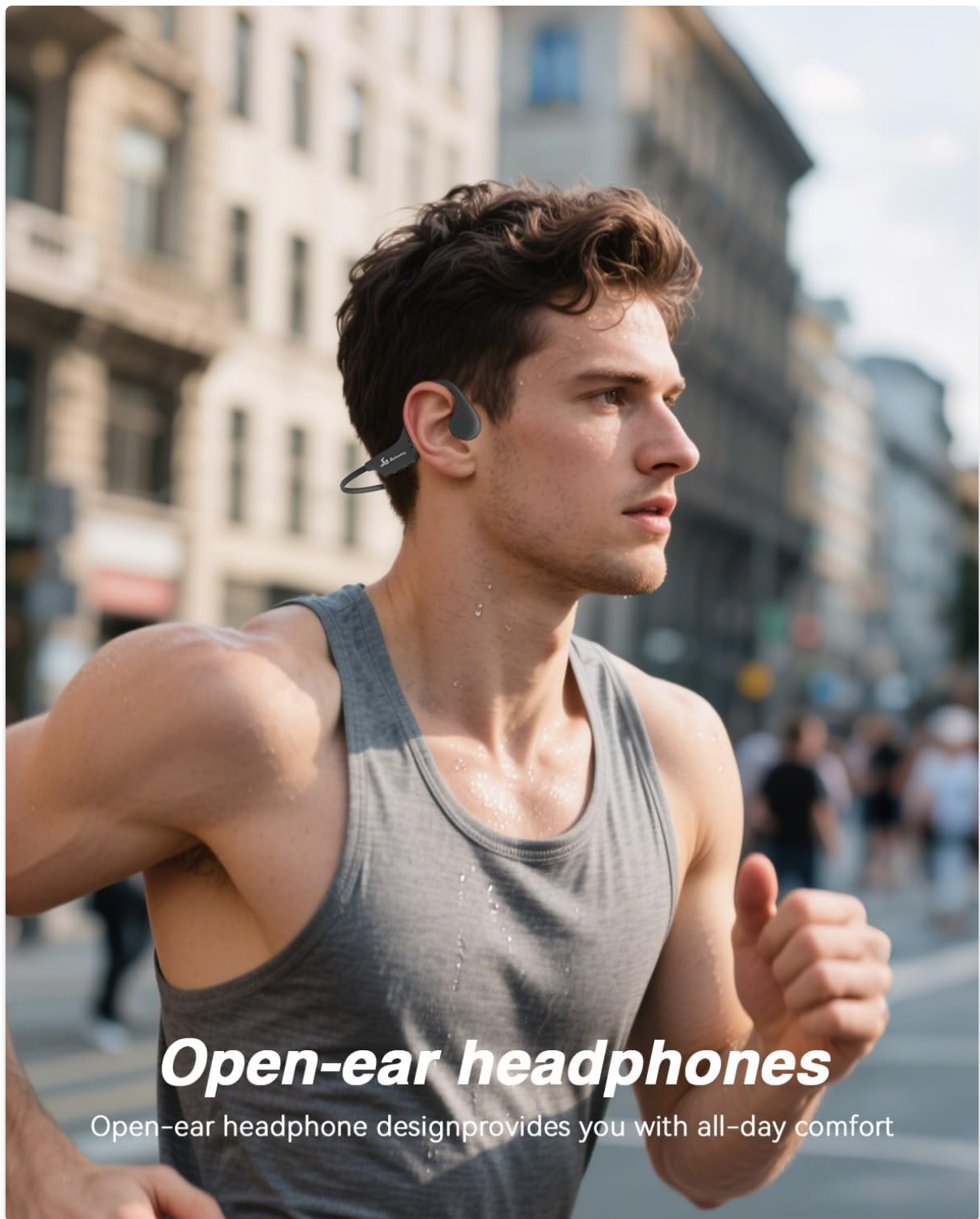
*A person swimming, wearing the ANSTEN X6 headphones, demonstrating their use during water activities.
Text overlay indicates 'IPX8 Professional Waterproof'.*

Safety and Awareness

Stay aware of your surroundings while enjoying music to ensure your safety



A person cycling outdoors, wearing the ANSTEN X6 headphones and a helmet, illustrating the open-ear design for safety and awareness of surroundings.



Open-ear headphones

Open-ear headphone design provides you with all-day comfort

A person running in an urban environment, wearing the ANSTEN X6 headphones, showcasing the open-ear design for comfort during exercise.

MAINTENANCE AND CARE

Waterproofing

The ANSTEN X6 headphones are IPX8 waterproof, suitable for swimming and other water sports.

Important:

Always switch to MP3 mode when using the headphones underwater, as Bluetooth signals do not transmit through water.

Cleaning

Wipe the headphones with a soft, dry cloth after each use, especially after exposure to sweat, saltwater, or chlorinated water.

For the microphone, gently wipe any moisture or debris from the microphone hole to ensure clear call quality.

Extraordinary Hifi Stereo Sound

Equipped with 16.9mm dual magnetic drive unit, it provides powerful stereo sound and brings a clearer and more realistic listening experience



A close-up of the ANSTEN X6 headphones being wiped with a finger, with text 'Microphone Care Tips' advising to wipe off sweat or rainwater for good call quality.

Storage

Store the headphones in a cool, dry place away from direct sunlight and extreme temperatures.

TROUBLESHOOTING

No Power

- Ensure the headphones are fully charged.
- Press and hold the multi-function button for 3 seconds to power on.

No Sound

- Check the volume level on both the headphones and your connected device.
- Ensure the headphones are correctly paired via Bluetooth or in MP3 mode.
- If in MP3 mode, ensure audio files are loaded correctly.

Bluetooth Disconnection

- Ensure the headphones are within the Bluetooth range (typically 10 meters) of your device.
- Re-pair the headphones with your device.
- Avoid obstacles that may interfere with the Bluetooth signal.

Poor Sound Quality Underwater

- Ensure you are in MP3 mode. Bluetooth does not work underwater.
- Check if the headphones are properly positioned on your cheekbones.

SPECIFICATIONS

Feature	Detail
Model	X6
Brand	ANSTEN
Connectivity	Bluetooth 5.4, Wired (for charging/data transfer)
Internal Memory	32GB (approx. 8,000 songs)
Waterproof Rating	IPX8
Play Time	Up to 8 hours
Charging Time	Approximately 2 hours
Material	Alloy
Ear Placement	Open Ear
Item Weight	0.19 Kilograms
Compatible Devices	Laptops, Tablets, Telephones
Included Components	1 x bone sound headphones, 1 x magnetic charging cable, User Manual

WARRANTY AND SUPPORT

Warranty Information







ANSTEN offers a lifetime warranty upon product registration. Please refer to the product packaging or the official ANSTEN website for registration details.

Customer Support

For technical assistance, troubleshooting, or warranty claims, please contact ANSTEN customer support. Contact information can typically be found on the product packaging or the official ANSTEN website.

© 2025 ANSTEN. All rights reserved.

Related Documents - X6

	<p>X6 Bone Conduction Headphones IPX8 Waterproof MP3 Player</p> <p>Discover the X6 Bone Conduction Headphones, featuring IPX8 waterproofing, 32GB MP3 storage, and Bluetooth 5.3 for immersive underwater audio. Ideal for swimming, surfing, and running.</p>
	<p>X6 Bone Conduction Wireless Headphones User Manual</p> <p>User manual for the X6 Bone Conduction Wireless Headphones, covering basic operations, Bluetooth pairing, MP3 mode, data transfer, troubleshooting, specifications, and warranty information.</p>
	<p>X6 Bone Conduction Headphones IPX8 Waterproof MP3 Player</p> <p>Discover the X6 Bone Conduction Headphones, featuring IPX8 waterproofing, 32GB MP3 storage, and Bluetooth 5.3 for immersive underwater audio. Ideal for swimming, surfing, and running.</p>
	<p>BETAHEAR X6 Bone Conduction Bluetooth Headphones User Manual</p> <p>Comprehensive user manual for the BETAHEAR X6 Bone Conduction Bluetooth Headphones, covering charging, music playback, call handling, Bluetooth pairing, AI voice control, product specifications, maintenance, and warranty information.</p>
	<p>POLVCDG X6 Bone Conduction Wireless Headset User Manual Bluetooth 5.3, IP68 Waterproof</p> <p>Comprehensive user manual for the POLVCDG X6 Bone Conduction Wireless Headset. Learn about setup, Bluetooth pairing, MP3 mode, charging, specifications, and troubleshooting. Features Bluetooth 5.3 and IP68 water resistance.</p>
	<p>X6 Bone Conduction Wireless Headset User Manual</p> <p>User manual for the X6 Bone Conduction Wireless Headset, detailing features, operations, specifications, and maintenance. Learn how to pair, switch modes, charge, and care for your headset.</p>