

FONTOI Modern Cupboard Storage Cabinet

FONTOI 65" Arched Storage Cabinet User Manual

Model: Modern Cupboard Storage Cabinet

Brand: FONTOI

1. INTRODUCTION

Thank you for choosing the FONTOI 65" Arched Storage Cabinet. This modern kitchen pantry cabinet features double doors, an open top shelf, and a farmhouse-inspired design with gold metal handles. It is designed to provide versatile organization solutions for various rooms in your home, including the living room, bedroom, and kitchen. This manual provides essential information for the safe and efficient assembly, operation, and maintenance of your new storage cabinet.



Image: The FONTOI 65-inch Arched Storage Cabinet with its double doors open, revealing multiple shelves filled with kitchen and pantry items. An arched open top shelf is visible above the main cabinet.

2. PRODUCT FEATURES

- **Elegant Arched Design:** A 65-inch height with a sophisticated arched top profile and smooth metal handles creates a timeless aesthetic, enhancing your home's appearance.
- **Ample Adjustable Storage:** Features multiple shelves (4 central, 10 side, 10 guards). Offers generous space for food, dishes, cookware, appliances, and pantry items, helping organize various areas.
- **Solid & Secure Build:** Constructed with quality MDF board. Enhanced stability comes from reinforced hinges on cabinet doors and included metal shelf guards for secure, long-lasting use.
- **Versatile Room Placement:** The classic white finish with stylish cutouts and metal pulls complements diverse decors. Suitable for kitchen, bathroom, entryway, laundry, or craft room storage needs.

Large Storage Space

3 Adjustable Shelves

10 Side Storage Shelves

4 Central Shelves

10 Metal Shelf Guards



Image: A detailed view of the cabinet's interior, emphasizing the adjustable central shelves and the numerous side storage shelves equipped with metal guards to secure items.



Image: A collage of four close-up images detailing key components: magnetic catches for door closure, elegant gold metal handles, an internal stopping bar for shelves, and robust metal hinges.

3. PRODUCT DIMENSIONS

The FONTOI Arched Storage Cabinet measures 27.6 inches in width, 15.7 inches in depth, and 65 inches in height. The arched top section adds an additional 13.8 inches to the overall height, while the main cabinet body is 47.7 inches tall. Internal shelf heights vary, with central shelves offering approximately 10.4 inches of vertical space and the bottom central shelf providing 15.0 inches. Side shelves offer approximately 8.1 inches of vertical space.

PRODUCT SIZE



Image: A diagram illustrating the external dimensions (width, depth, total height, and main cabinet height) and internal shelf dimensions (heights of central and side shelves) of the storage cabinet.

4. SETUP AND ASSEMBLY

Assembly of the FONTOI Arched Storage Cabinet is required. The cabinet comes with a detailed instruction manual and all necessary hardware for easy setup. While assembly may take some time due to its size, the numbered parts and clear instructions are designed to make the process straightforward.

4.1 Before You Begin

- Read all instructions carefully before beginning assembly.
- Identify all parts and hardware. Lay them out on a clean, soft surface to prevent scratches.
- Ensure you have the necessary tools (e.g., screwdriver, hammer - not included unless specified).
- It is recommended to have two people for assembly due to the cabinet's size and weight.

4.2 Assembly Steps

1. Follow the step-by-step instructions provided in the included assembly manual.
2. Attach all panels and components using the designated hardware.
3. Securely fasten all screws and connectors, but do not overtighten.
4. Install the adjustable shelves at your desired heights.
5. Attach the doors, ensuring they align properly and close smoothly with the magnetic catches.
6. Install the metal shelf guards on the side shelves to prevent items from falling.

For detailed visual guidance, refer to the diagrams in your assembly manual.

5. OPERATING INSTRUCTIONS

The FONTOI Arched Storage Cabinet is designed for versatile storage across various rooms.

5.1 Utilizing Storage Space

- **Adjustable Shelves:** The central shelves can be adjusted to accommodate items of different heights. To adjust, remove the shelf, reposition the shelf pins to the desired height, and reinsert the shelf.
- **Side Storage:** The narrow side shelves are ideal for smaller items such as spices, condiments, or small bottles. The included metal guards help keep these items secure.
- **Open Top Shelf:** Use the arched open top shelf for decorative items or frequently accessed essentials.

5.2 Recommended Use

This cabinet is suitable for storing a wide range of items:

- **Kitchen:** Pantry items, dishes, cookware, small appliances, spices, beverages.
- **Living Room:** Books, decorative items, media, board games.
- **Bedroom:** Linens, clothing accessories, personal items.
- **Bathroom:** Towels, toiletries, cleaning supplies.
- **Study Room:** Office supplies, files, books.

Powerful storage Function



food



Beverage



Condiment



Snacks



Pans



Pots



Fresh-keeping film



Cups



Decorations



Image: An infographic illustrating the diverse storage capabilities of the cabinet, with icons representing food, beverages, condiments, snacks, pans, pots, fresh-keeping film, cups, and decorations.




Image: A visual representation of the cabinet's versatility, showcasing its integration and utility in a kitchen, dining room, bathroom, and study room, each filled with appropriate items.

6. MAINTENANCE AND CARE

Proper care and maintenance will ensure the longevity and appearance of your FONTOI storage cabinet.

- **Cleaning:** Wipe surfaces with a soft, damp cloth. Avoid using harsh chemicals, abrasive cleaners, or polishes that may damage the finish.
- **Spills:** Clean up spills immediately to prevent staining or water damage to the MDF board.
- **Hardware:** Periodically check all screws and fasteners to ensure they are tight. Retighten if necessary, but do not overtighten.
- **Sunlight:** Avoid prolonged exposure to direct sunlight, which can cause fading or discoloration.
- **Moisture:** Keep the cabinet away from excessive moisture or humidity to prevent warping or damage to the material.

7. TROUBLESHOOTING

If you encounter any issues with your storage cabinet, refer to the following common solutions:

Problem	Possible Cause	Solution
Cabinet is wobbly or unstable.	Loose fasteners; uneven floor.	Ensure all screws and bolts are securely tightened. Place shims under the cabinet legs if the floor is uneven.
Doors do not close properly or are misaligned.	Hinges are loose or improperly adjusted; magnetic catches are misaligned.	Check and tighten hinge screws. Adjust hinges as needed to align doors. Ensure magnetic catches are properly positioned.
Shelf is not level.	Shelf pins are not inserted correctly or are uneven.	Remove the shelf and reinsert the shelf pins, ensuring they are fully seated and at the same height on both sides.
Scratches or minor damage to the finish.	Accidental impact or abrasion.	For minor scratches, a furniture repair pen or touch-up paint matching the white finish may be used.

8. SPECIFICATIONS

Attribute	Detail
Brand	FONTOI
Model Name	Arched Pantry Cabinet
Item Model Number	Modern Cupboard Storage Cabinet
Color	White
Product Dimensions (D x W x H)	15.7"D x 27.6"W x 65"H
Item Weight	75 pounds
Material	MDF Board
Special Feature	Adjustable Shelf
Mounting Type	Floor Mount
Room Type	Bedroom, Kitchen, Living Room
Door Style	Flat Panel
Included Components	Doors, Shelves, Hardware
Assembly Required	Yes

Attribute	Detail
UPC	683770293560

9. WARRANTY AND SUPPORT

For information regarding the product warranty, please refer to the documentation included with your purchase or contact FONTOI customer support directly. While specific warranty details are not provided in this manual, FONTOI is committed to customer satisfaction.



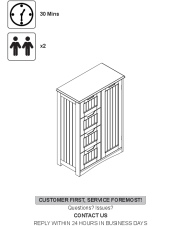
9.1 Customer Support

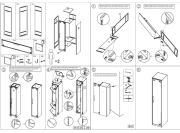
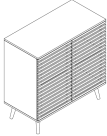

If you have any questions, require assistance with assembly, or need to report a missing/damaged part, please contact FONTOI customer support. You can typically find contact information on the product packaging, the FONTOI official website, or through the retailer where the product was purchased.

For additional resources and product information, you may visit the [FONTOI Store on Amazon](#).

© 2025 FONTOI. All rights reserved.

Related Documents - Modern Cupboard Storage Cabinet

 <p>47.3" H x 11.8" W x 13" D</p> <p>Important: Thank you for your purchase. Please open it carefully. If you encounter any problems, please contact us. Service team - we really want to help you enjoy your new product.</p>	<p>Ebern Designs 47.3" Storage Cabinet Assembly Instructions</p> <p>Detailed assembly instructions, parts list, and troubleshooting guide for the Ebern Designs 47.3-inch tall storage cabinet. Learn how to assemble your new cabinet with clear, step-by-step instructions and visual descriptions.</p>
 <p>Assembly Instructions</p> <p>Build it Right. Check it Out.</p>	<p>Assembly Instructions for Latitude Run® Arched Storage Cabinet</p> <p>Comprehensive assembly instructions for the Latitude Run® 66.9-inch Metal Arched Kitchen Pantry Cabinet, providing step-by-step guidance and a detailed parts list for home assembly.</p>
 <p>30 Mins</p> <p>2</p> <p>CUSTOMER FIRST SERVICE PROMISE</p> <p>CONTACT US</p> <p>REPLY WITHIN 24 HOURS IN BUSINESS DAYS</p>	<p>Assembly Instructions for Gizoon 33" Small Kitchen Pantry Storage Cabinet</p> <p>Detailed assembly instructions for the Gizoon 33" Small Kitchen Pantry Storage Cabinet with Door and Shelves, featuring 4 drawers. Includes warnings, warm tips, an exploded view, parts list, and step-by-step assembly guidance.</p>

	<p>Letaya 71" Tall Steel Storage Locker Assembly Instructions</p> <p>Step-by-step guide for assembling the Letaya 71" Tall Steel Storage Locker. This 71-inch tall steel cabinet features a lockable door and is suitable for school, office, gym, home, employees, and staff rooms. Includes parts list and detailed assembly instructions.</p>
<p>Installation Instruction</p> 	<p>Installation Instructions for Weselon Black Sideboard Buffet Cabinet</p> <p>Comprehensive installation guide for the Weselon Black Sideboard Buffet Cabinet. Includes parts list, hardware details, and step-by-step assembly instructions for this accent storage cabinet.</p>
	<p>kleankin 834-570V80WT Modern Bathroom Cabinet Assembly Instructions</p> <p>Assembly instructions for the kleankin 834-570V80WT Modern Bathroom Cabinet. This guide provides step-by-step directions for assembling a narrow storage cabinet with an open shelf, drawer, recessed doors, and adjustable shelves.</p>