

## Manuals+

[Q & A](#) | [Deep Search](#) | [Upload](#)

[manuals.plus](#) /

- › [NIMO](#) /
- › [NIMO 15.6" FHD IPS Laptop User Manual](#)

## NIMO Nimo N157

# NIMO 15.6" FHD IPS Laptop User Manual

MODEL: NIMO N157

## Introduction

Welcome to the NIMO 15.6" FHD IPS Laptop user manual. This guide provides essential information for setting up, operating, maintaining, and troubleshooting your new laptop. Please read this manual thoroughly to ensure optimal performance and longevity of your device.



Figure 1: NIMO 15.6" FHD IPS Laptop

## What's in the Box

Your NIMO laptop package includes the following items:

- 1 x Nimo N157 Laptop
- 1 x Type-C 65W GaN PD Fast Charger
- 1 x User Manual
- Windows 11 Home (Pre-installed)
- 2 Years Warranty, 90 Days Return information

## Setup

---

1. **Unpacking:** Carefully remove all components from the packaging.
2. **Initial Charge:** Before first use, connect the Type-C 65W GaN PD Fast Charger to the laptop and a power outlet. Allow the battery to charge fully. The charge LED indicator will show charging status.
3. **Power On:** Open the laptop lid and press the power button. The laptop will boot up and guide you through the initial Windows 11 Home setup process. Follow the on-screen instructions to configure your language, region, network, and user account.
4. **Connect to Wi-Fi:** During setup, you will be prompted to connect to a Wi-Fi network. Select your network and enter the password. The laptop supports Wi-Fi 6 for fast and stable connections.



Figure 2: Type-C 65W GaN PD Fast Charger

## Operating Your NIMO Laptop

Your NIMO laptop is designed for versatile use, from student tasks to home and work applications.

### Display and Visuals

The laptop features a 15.6-inch Full HD (1920x1080) IPS Anti-Glare Display, providing clear and vibrant visuals with an 85% screen-to-body ratio. This ensures a comfortable viewing experience for various activities.

# 15.6" FHD Visual Experience

**FULL HD**

FHD 1920\*1080



IPS



Bright View



Eye Protection



Figure 3: 15.6" FHD IPS Display for clear visuals

## Keyboard and Input

The backlit keyboard allows for comfortable typing in low-light environments. You can adjust the brightness or turn the backlight on/off as needed. The touchpad supports scroll and multi-touch gestures for intuitive navigation.

## Fingerprint Unlock

For enhanced security and quick access, the laptop includes a fingerprint reader built into the touchpad. Simply touch the sensor to unlock your device without typing a password.

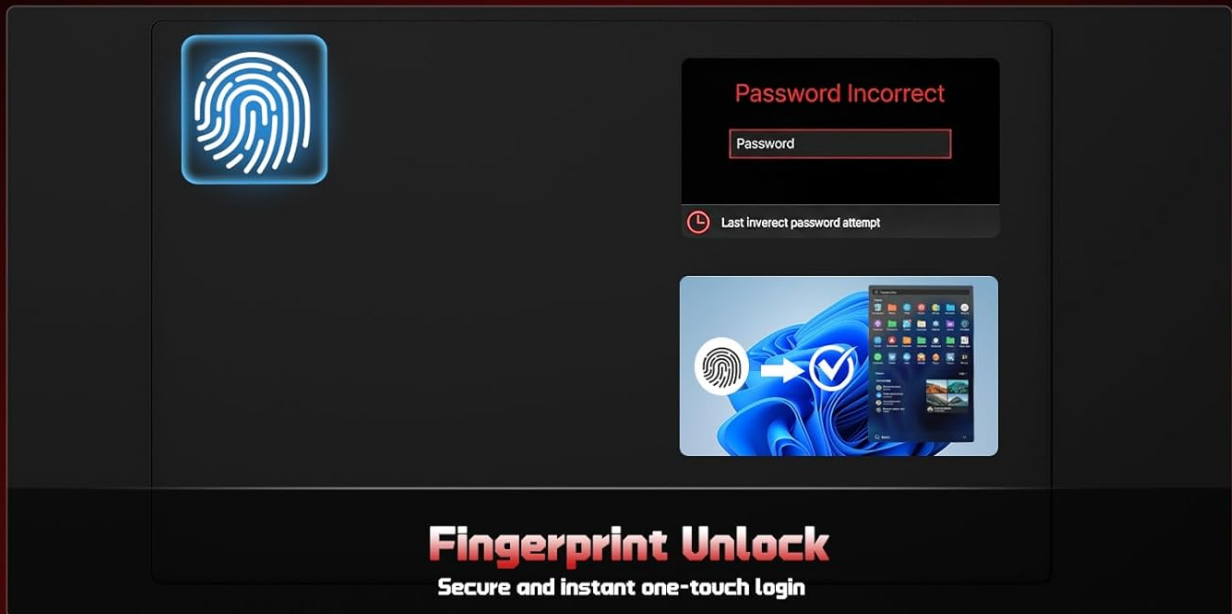


Figure 4: Backlit Keyboard and Fingerprint Unlock feature

## Webcam and Audio

The integrated 2.0M Webcam is suitable for video calls and online meetings. The laptop also features integrated audio for clear sound during communication and media playback.

# Privacy Webcam

With a physical switch for privacy protection, you can feel confident your personal space is always secure



Figure 5: Privacy Webcam with physical switch

## Ports and Connectivity

The NIMO laptop offers a variety of ports for connecting peripherals and external devices:

- Micro SD Card Slot
- USB 2.0 Port (x1)
- USB 3.0 Ports (x3)
- Headphone Jack
- Kensington Lock Slot
- HDMI Port
- Type-C Ports (x2, one for PD Charge Only, one Multifunction)

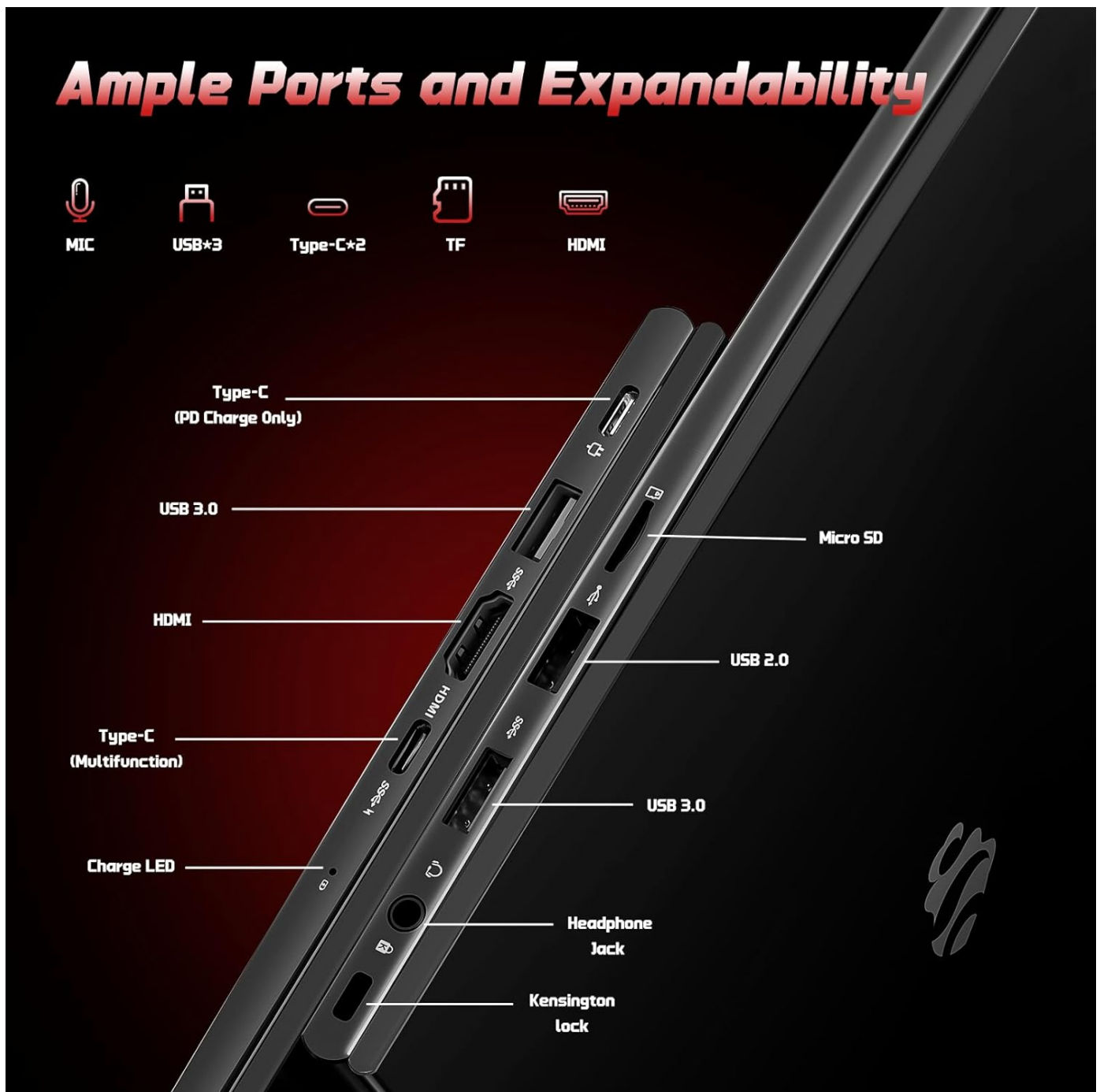


Figure 6: Available Ports on the NIMO Laptop

## Performance and Storage

Equipped with 8GB DDR4 RAM and a 128GB PCIe SSD, the laptop provides fast performance and ample storage. Both RAM and SSD are detachable and upgradable by the user.

# Upgradable RAM and SSD

The NIMO laptop comes with **8GB RAM** and a **128GB SSD**, handling study tasks and office work with ease. It features user-upgradable memory and an SSD, allowing you to expand RAM and storage as needed



Figure 7: Upgradable RAM and SSD for enhanced performance

## Battery Life

The laptop offers an average battery life of 5 hours. The included 65W GaN PD Fast Charger allows for quick charging, providing 2 hours of standby time with just 15 minutes of charging.



Figure 8: Smart Battery Optimization for extended use

## Product Overview Video

Watch this official video for a comprehensive overview of the NIMO 15.6" FHD Laptop's features and benefits.

*Video 1: NIMO 15.6 FHD Laptop for Students Home Work (Duration: 0:45)*

## Maintenance

To ensure the longevity and optimal performance of your NIMO laptop, follow these maintenance guidelines:

- **Cleaning:** Use a soft, lint-free cloth to clean the screen and exterior. For stubborn smudges, slightly dampen the cloth with water or a screen-safe cleaner. Avoid harsh chemicals.
- **Ventilation:** Ensure the laptop's vents are not obstructed to prevent overheating. Use the laptop on a flat, hard surface when possible.
- **Battery Care:** Avoid completely draining the battery frequently. For long-term storage, charge the battery to around

50-60%.

- **Software Updates:** Regularly update your Windows operating system and drivers to ensure security and performance improvements.
- **Storage:** Store the laptop in a cool, dry place away from direct sunlight and extreme temperatures.

## Troubleshooting

This section addresses common issues you might encounter with your NIMO laptop.

Problem	Possible Solution
Laptop does not power on	Ensure the charger is properly connected and the power outlet is working. Try charging for at least 30 minutes before attempting to power on again.
Screen is blank or black	Check if the laptop is powered on. Try pressing the F7 key (or the key with a display icon) to toggle the display output. Connect an external monitor to check if the issue is with the laptop screen.
Wi-Fi connection issues	Restart your router and modem. Check Wi-Fi settings on the laptop to ensure Wi-Fi is enabled and you are connected to the correct network. Run Windows Network Troubleshooter.
Slow performance	Close unnecessary applications. Check for background processes consuming high CPU or RAM. Ensure sufficient free space on the SSD. Consider upgrading RAM or SSD if performance remains an issue.
Keyboard or Touchpad not responding	Restart the laptop. Check for any physical obstructions. Ensure drivers are up to date via Windows Update or NIMO support website.

If you encounter issues not listed here or if the suggested solutions do not resolve the problem, please contact NIMO customer support.

## Specifications

Key technical specifications for the NIMO N157 Laptop:

Feature	Detail
Brand	NIMO
Model Name	Nimo N157
Screen Size	15.6 Inches
Screen Resolution	1920 x 1080 pixels (FHD IPS Anti Glare)
Processor	13th Gen Intel N150 (3.6 GHz, 4 Cores)
RAM	8 GB DDR4 (Upgradable)
Hard Drive	128 GB PCIe SSD (Upgradable)
Graphics Coprocessor	Integrated Graphics
Operating System	Windows 11 Home

Feature	Detail
Wireless Type	Wi-Fi 6, Bluetooth 5.2
USB Ports	1x USB 2.0, 3x USB 3.0
Type-C Ports	2 (1x PD Charge Only, 1x Multifunction)
HDMI Port	Yes
Webcam	2.0 MP (Front-facing)
Battery Life (Average)	5 Hours
Power Source	Battery Powered (65W GaN PD Fast Charger included)
Item Weight	3.8 pounds
Product Dimensions	14.07 x 8.98 x 0.76 inches
Special Features	Backlit Keyboard, Fingerprint Reader, HD Audio, Numeric Keypad



## Warranty and Support





NIMO is committed to your satisfaction. Your NIMO laptop comes with comprehensive support:

- **2-Year Manufacturer's Warranty:** This warranty covers manufacturing defects and ensures long-term reliability.
- **90-Day Hassle-Free Returns:** You can return or exchange the product within 90 days of purchase if you encounter any issues.
- **Dedicated Support Team:** For any concerns, technical assistance, or replacement requests, our support team is ready to help.

For further assistance, please contact NIMO Direct Inc. customer service via email [atservice@nimopc.com](mailto:atservice@nimopc.com). Our professional after-sales team is available to provide support and resolve your queries.

## Related Documents - Nimo N157

	<p><a href="#">NIMO N157 Series Laptop User Manual</a></p> <p>User manual for the NIMO N157 series laptop, covering product schematic, instructions for use, safety guidelines, troubleshooting, warranty information, and FCC/IC compliance.</p>
	<p><a href="#">NIMO N175 Series Laptop User Manual and Safety Information</a></p> <p>Official user manual and safety guide for the NIMO N175 series laptop. Provides detailed information on product features, setup, operation, maintenance, troubleshooting, warranty, and regulatory compliance.</p>

	<p><a href="#">Nimo MME2S Series Mini PC User Manual</a></p> <p>User manual for the Nimo MME2S series Mini PC, covering setup, operation, safety precautions, package contents, BIOS setup, FCC compliance, and warranty information.</p>
	<p><a href="#">NIMO N173 Series Notebook User Manual   Setup, Safety &amp; Troubleshooting Guide</a></p> <p>Comprehensive user manual for the NIMO N173 series notebook, covering product schematics, setup instructions, power supply, charging, cleaning, maintenance, safety guidelines, troubleshooting, and warranty information.</p>
	<p><a href="#">NIMO N171 Series Laptop User Manual and Safety Guide</a></p> <p>Comprehensive user manual for the NIMO N171 series laptop, covering product specifications, usage instructions, safety guidelines, troubleshooting, and warranty information.</p>
	<p><a href="#">NIMO N153 Series Laptop User Manual and Safety Guide</a></p> <p>This user manual provides comprehensive information for the NIMO N153 series laptop, including setup instructions, function key details, power supply and charging guidance, safety precautions, troubleshooting steps, warranty information, and FCC compliance statements.</p>