

[Manuals.plus](#) /

› [Yardenaler](#) /

› Yardenaler 12'x20' Wall Mounted Hardtop Lean-to Gazebo Instruction Manual (Model PG0217-04-1BK)

Yardenaler PG0217-04-1BK

Yardenaler 12'x20' Wall Mounted Hardtop Lean-to Gazebo

Model: PG0217-04-1BK

IMPORTANT SAFETY INFORMATION

Ensure the gazebo is securely anchored to a stable foundation to prevent collapse. Follow the assembly instructions carefully to avoid injury.

- Always consult local building codes and regulations before installation.
- Do not hang heavy objects from the gazebo frame.
- Regularly inspect all connections and fasteners for tightness.
- Clear excessive snow from the roof in winter to prevent structural damage.

PRODUCT OVERVIEW

The Yardenaler 12'x20' Wall Mounted Hardtop Lean-to Gazebo is designed to provide a durable and stable outdoor shelter. It features a robust iron frame and a metal slope roof for weather resistance, making it suitable for various outdoor environments.



This image shows the Yardenaler 12x20 Wall Mounted Hardtop Lean-to Gazebo installed on a patio, providing shade and shelter for outdoor furniture. The gazebo is attached to the side of a house.




This diagram illustrates the key dimensions of the gazebo: 238.5 inches (20 feet) width, 138 inches (11.5 feet) depth, and 106.1 inches (8.8 feet) height, with a wall-mounted height of 82 inches.

KEY FEATURES

- **Sturdy Frame:** Constructed with premium iron material for remarkable load-bearing capacity, rust resistance, and all-weather durability. The triangle structure enhances stability, allowing it to withstand heavy snow and adverse weather conditions.
- **Hardtop Gazebo:** Features a heavy-duty iron roof that is water-resistant and blocks UV rays, ensuring a cool and comfortable outdoor experience. The slope roof design facilitates quick water runoff, preventing accumulation of rain and snow.
- **Drainage System:** Equipped with a drainage hole on the roof to efficiently direct rainwater, reducing the load of rain and snow and extending the gazebo's lifespan.
- **Multifunctional:** Offers ample space for patio furniture, BBQ grills, or deck boxes, suitable for various outdoor settings such as backyards, lawns, decks, gardens, patios, and poolside areas.
- **Dimensions:** Overall size: 238.5" W x 138" D x 106.1" H. Note: Product ships in five boxes, which may arrive separately.

Product Details

Enjoy your cosy outdoor life and brighten up the great outdoors.



This image highlights the wall-mounted brackets for enhanced stability and the stable frame legs with pre-drilled holes for secure connection to various flooring types.

Product Details

Enjoy your cosy outdoor life and brighten up the great outdoors.




Triangle Structure




Sturdy Construction

This image details the triangular structural supports and the overall sturdy construction of the gazebo's metal roof.



This image highlights the robust metal roof and the sturdy iron frame, emphasizing the durable materials used in the gazebo's construction.



TRIANGLE STRUCTURE

Triangular structure enhances the stability of the gazebo


This image focuses on the triangular structural elements, which are designed to enhance the overall stability and strength of the gazebo.



Water Drainage System

The Sloping Roof Design Facilitates Rainwater Drainage

This image shows how the sloping roof design and integrated drainage holes facilitate efficient rainwater runoff, preventing water accumulation.



All Weather Use

Steel roof can withstand a variety of complex weather conditions.

This image visually communicates the gazebo's ability to withstand various weather conditions, including sun (UV-resistant), rain (rust-resistant), and snow (weather-proof).

Reinforced Construction

Made of premium Iron Material with Remarkable Load-Bearing.

Ours ✓

3.14x3.14 inch Thicker Column



Sturdy



Durable



Well-supported



✗ Others

2X2 inch Column

Inferior materials ✗

Ultra-thin tube wall ✗

Short service life ✗

This image compares the Yardenaler gazebo's reinforced 3.14x3.14 inch thick columns, emphasizing their sturdiness, durability, and strong support, against thinner, less robust columns found in other products.

SPECIFICATIONS

Feature	Detail
Brand	Yardenaler
Material	Iron
Product Dimensions	238.5"L x 138"W x 106.1"H
Item Weight	272.3 Pounds
Frame Material	Iron
Water Resistance Level	Waterproof
Shape	Rectangular

Feature	Detail
Ultraviolet Light Protection	Yes
Assembly Required	Yes
Color	Black
Manufacturer	Yardenaler
Floor Area	228.56 Square Feet
Item Model Number	PG0217-04-1BK


SETUP AND ASSEMBLY

This gazebo requires assembly. It is recommended that two people perform the assembly. Ensure all parts are present before beginning. Refer to the included assembly guide for detailed step-by-step instructions.

The product will be shipped in five boxes, which might not arrive at the same time. Please ensure all boxes are received before starting assembly.



This image displays the complete frame structure of the Yardenaler 12x20 Wall Mounted Hardtop Lean-to Gazebo, providing a clear view of its components before roof panel installation.



This image shows the base of a support leg with pre-drilled holes, indicating how the gazebo can be securely fixed to various ground surfaces.

Wall Mounting

The gazebo is designed to be securely mounted to a wall. Use appropriate hardware for your wall type (e.g., brick, wood, concrete) to ensure a stable installation. The wall-mounted brackets are pre-drilled for easy attachment.

Ground Anchoring

The stable frame legs are equipped with pre-drilled holes for easy connection to any type of flooring. Secure the legs to your patio, deck, or concrete slab using suitable anchors to prevent movement, especially in windy conditions.

OPERATING INSTRUCTIONS

This gazebo provides a sheltered outdoor space. No specific operational steps are required beyond proper installation.

- Enjoy the shade and protection from UV rays provided by the hardtop roof.
- The sloped roof and drainage system will manage rainwater naturally.

MAINTENANCE

- Regularly inspect the frame and roof for any signs of damage, rust, or loose connections. Tighten any loose bolts or screws.
- Clean the metal roof periodically to remove leaves, debris, and dirt. A mild soap and water solution can be used. Avoid abrasive cleaners.
- Check the drainage holes to ensure they are clear of blockages to allow for proper water runoff.
- In areas with heavy snowfall, it is recommended to clear excessive snow from the roof to prevent structural strain.

TROUBLESHOOTING

- **Issue: Gazebo feels unstable or wobbly.**
Solution: Ensure all bolts and screws are securely tightened. Verify that the wall-mounted brackets and ground anchors are properly installed and secured to a stable surface.
- **Issue: Water pooling on the roof.**
Solution: Check if the roof panels are correctly installed and aligned to maintain the proper slope. Clear any debris from the drainage holes and along the roof edges.
- **Issue: Parts missing or damaged upon delivery.**
Solution: Contact Yardenaler customer support with your purchase details and a list of missing/damaged parts. Remember the product ships in multiple boxes.
- **Issue: Difficulty during assembly.**
Solution: Review the assembly instructions carefully. Ensure you have all necessary tools and that parts are oriented correctly. It is recommended to have two people for assembly.

WARRANTY AND SUPPORT

For warranty information, product support, or to order replacement parts, please contact Yardenaler customer service. Refer to your purchase documentation for specific warranty terms and contact details.

You can also visit the official Yardenaler Store on Amazon for more information:[Yardenaler Store](#).