

## BLU B140DL

# BLU View 3 Smartphone User Manual

## 1. INTRODUCTION

Welcome to the user manual for your new BLU View 3 smartphone. This guide provides essential information on setting up, operating, maintaining, and troubleshooting your device. The BLU View 3 is designed for everyday use, offering a balance of performance and affordability with its 6.0-inch HD+ display, 3GB RAM, and 32GB internal storage, running on Android 11.



Image: The BLU View 3 smartphone, showcasing its front display, slim side profile, and the rear panel with its camera module and BLU logo.

## 2. WHAT'S IN THE BOX

Please check the contents of your BLU View 3 package. The standard retail box should contain the following items:

- BLU View 3 Smartphone
- USB-C Cable
- SIM Ejector Tool

## 3. SETUP

### 3.1. Inserting SIM and microSD Cards

1. Locate the SIM tray on the side of your device.
2. Insert the SIM ejector tool into the small hole on the tray and push gently until the tray pops out.
3. Place your Nano-SIM card(s) and/or microSD card into the designated slots on the tray. Ensure the gold contacts are facing down.
4. Carefully push the tray back into the phone until it clicks into place.

## 3.2. Charging the Device

Before first use, it is recommended to fully charge your BLU View 3. Connect the USB-C cable to the phone's charging port and the other end to a compatible USB power adapter (not included) or a computer's USB port. The battery indicator on the screen will show charging progress.

## 3.3. Powering On/Off

- **To Power On:** Press and hold the Power button (located on the side) until the BLU logo appears.
- **To Power Off:** Press and hold the Power button until the power options menu appears, then select 'Power off'.

# 4. OPERATING INSTRUCTIONS

---

## 4.1. Basic Navigation

The BLU View 3 features a capacitive touchscreen. Use gestures such as tapping, swiping, pinching, and spreading to navigate the interface. The navigation bar at the bottom of the screen typically includes Home, Back, and Recent Apps buttons.

## 4.2. Making Calls and Sending Messages

- **Calls:** Tap the 'Phone' icon, enter the number using the dial pad, or select a contact, then tap the call button.
- **Messages:** Tap the 'Messages' icon, start a new conversation, enter the recipient's number or select a contact, type your message, and tap send.

## 4.3. Camera Usage

Your BLU View 3 is equipped with an 8MP rear camera. To open the camera, tap the 'Camera' icon on your home screen or app drawer. Tap the shutter button to take a photo. You can switch between photo and video modes, and access various settings like flash and HDR.

## 4.4. Connectivity

- **Wi-Fi:** Go to Settings > Network & internet > Wi-Fi. Turn Wi-Fi on and select an available network to connect.
- **Bluetooth:** Go to Settings > Connected devices > Connection preferences > Bluetooth. Turn Bluetooth on to pair with other devices.
- **Mobile Data:** Ensure your SIM card is active and mobile data is enabled in Settings > Network & internet > Mobile network.

# 5. MAINTENANCE

---

## 5.1. Cleaning Your Device

Use a soft, lint-free cloth to clean the screen and body of your phone. Avoid using harsh chemicals or abrasive materials, which can damage the finish or screen coating.

## 5.2. Battery Care

To prolong battery life, avoid exposing your phone to extreme temperatures. It is generally recommended to keep the battery charge between 20% and 80% for optimal longevity. The BLU View 3 has a 5000 mAh battery.

### 5.3. Software Updates

Periodically check for software updates to ensure your device has the latest features, security patches, and performance improvements. Go to Settings > System > System update.

### 5.4. Storage Management

Your BLU View 3 comes with 32GB of internal storage. To manage storage, you can uninstall unused apps, clear app caches, and move large files to a microSD card (supports expandable storage).

## 6. TROUBLESHOOTING

### 6.1. Common Issues

- **Device Not Turning On:** Ensure the battery is charged. Try holding the Power button for 10-15 seconds.
- **Device Freezing/Unresponsive:** Press and hold the Power button for about 10 seconds to force a restart.
- **No Network Signal:** Check if your SIM card is properly inserted. Ensure mobile data is enabled. Try restarting the device.
- **Apps Crashing:** Clear the cache of the problematic app (Settings > Apps & notifications > See all apps > [App Name] > Storage & cache > Clear cache). If the issue persists, try reinstalling the app.

### 6.2. Factory Reset

If you encounter persistent software issues, a factory reset may resolve them. **Warning:** *This will erase all data on your phone. Back up important data before proceeding.* Go to Settings > System > Reset options > Erase all data (factory reset).

## 7. SPECIFICATIONS


Feature	Specification
Model Name	View 3 (B140DL)
Display	6.0" HD+ LCD
Operating System	Android 11.0
Processor	MediaTek Helio, 2 GHz CPU Speed
RAM	3GB
Internal Storage	32GB (Supports microSD cards for additional storage)
Rear Camera	8MP
Battery	5000 mAh (Nonstandard Battery)
Color	Blue
Connectivity	4G LTE, GSM, CDMA, Wi-Fi, Bluetooth
What's in the Box	Phone, USB-C Cable, SIM Ejector Tool

## 8. WARRANTY AND SUPPORT

Your BLU View 3 smartphone comes with a limited manufacturer's warranty. For detailed warranty information, please refer to the warranty card included with your product or visit the official BLU website. For technical support, troubleshooting assistance, or service inquiries, please contact BLU customer support through their official channels.

© 2025 BLU Products. All rights reserved.


### Documents - BLU – B140DL



#### [BLU VIEW 3 B140DL User Guide](#)

Comprehensive user guide for the BLU VIEW 3 B140DL smartphone, covering setup, features, safety information, and troubleshooting.

lang:en score:29 filesize: 560.1 K page\_count: 54 document date: 2021-06-28



#### [\[pdf\] User Manual](#)

Daniel Andrés Zapata USER MANUAL Navigation Bar The navigation bar is a dedicated area that displays device buttons These system allow the user to control phone seamlessly Blu View 3 B140DL Manual tracfoneusermanual net 2021 12 |||

USER MANUAL FCC ID: YHLBLUB**140DL** About Your Phone Power On and Off On - Please ensure the SIM card has been properly inserted into the phone. Long press the Power key to switch the phone on. Off - In standby mode, long press on Power key until an options menu appears. Select Power Off in the menu ...

lang:en score:23 filesize: 361.33 K page\_count: 57 document date: 2021-12-04




#### [\[pdf\] Confidentiality Request Letter](#)

USER TempConfidential The photos of HAC test I21Z60727 BLU Products Inc BLUB140DL YHLBLUB140DL blub140dl

Appendix to test report No.I21Z60727-SEM07 The photos of HAC test For BLU Products,Inc. Smart Phone Model name: **B140DL** With Hardware Version: V1.0 Software Version: BLU\_ **B140DL**\_V11.0.01.05.01.04\_FSec FCC ID: YHLBLUB**140DL** Picture 1: Constituents of the sample Picture 2: EUT Positioning for RF/T-coil...

lang:en score:18 filesize: 194.48 K page\_count: 2 document date: 2021-06-21



## [\[pdf\]](#) Confidentiality Request Letter

lenovo TempConfidential The Photos of SAR test I21Z60727 BLU Products Inc BLUB140DL YHLBLUB140DL blub140dl


SAR TEST REPORT No. I21Z60727-SEM06 For BLU Products,Inc. Smart Phone

Model name: **B140DL** With Hardware Version: V1.0 Software Version:

BLU\_ **B140DL**\_V11.0.01.05.01.04\_FSec FCC ID: YHLBLUB**140DL** Issued Date:

2021-6-19 Note: The test results in this test report relate only to the devices specified in this...

lang:en score:18 filesize: 1.1 M page\_count: 10 document date: 2021-06-21



## [\[pdf\]](#) Test Report

I21Z60727 EMC01 FCC 15B Rev0 BLU Products Inc BLUB140DL Smart Phone YHLBLUB140DL blub140dl


FCC 15B TEST REPORT No. I21Z60727-EMC01 for BLU Products,Inc. Smart Phone

Model Name: **B140DL** FCC ID: YHLBLUB**140DL** with Hardware Version: V1.0

Software Version: BLU\_ **B140DL**\_V11.0.01.05.01.04\_FSec Issued Date: 2021-06-15

Note: The test results in this test report relate only to the devices specified in...

lang:en score:16 filesize: 808.67 K page\_count: 22 document date: 2021-06-21



## [\[pdf\]](#) Test Report

CTTL english report GSM test Xue Zhen I21Z60727 IOT01 FCC Report WLAN 2 4G Rev0 Part1 BLU Products Inc BLUB140DL Smart Phone YHLBLUB140DL blub140dl


FCC PART 15C TEST REPORT No. I21Z60727-IOT01 for BLU Products,Inc. Smart

Phone **B140DL** With FCC ID: YHLBLUB**140DL** Hardware Version: V1.0 Software

Version: BLU\_ **B140DL**\_V11.0.01.05.01.04\_FSec Issued Date: 2021-06-18 Note: The

test results in this test report relate only to the devices specified in this re...


lang:en score:15 filesize: 5.15 M page\_count: 48 document date: 2021-06-21



[\[pdf\]](#) Test Report

EMC2001239 Test Report of Base Station Controller ZTE wule I21Z60727 IOT06 FCC Part15C BLE Rev0 BLU Products Inc BLUB140DL Smart Phone YHLBLUB140DL blub140dl  
FCC PART 15C TEST REPORT BLUETOOTH LOW ENERGY BLE PART No. I21Z60727-IOT06 for BLU Products, Inc. Smart Phone Model Name: **B140DL** FCC ID: YHLBLUB**B140DL** with Hardware Version: V1.0 Software Version: BLU\_ **B140DL**\_V11.0.01.05.01.04\_Fsec Issued Date: 2021-6-21 Note: The test results in this test report relate...


lang:en score:14 filesize: 2.45 M page\_count: 47 document date: 2021-06-21



[\[pdf\]](#) Test Report

EMF2001001 SAR Qdy I21Z60727 SEM07 HAC Rev0 Part1 BLU Products Inc BLUB140DL Smart Phone YHLBLUB140DL blub140dl  
No. I21Z60727-SEM07 HAC RF TEST REPORT No. I21Z60727-SEM07 For BLU Products, Inc. Smart Phone Model name: **B140DL** With Hardware Version: V1.0 Software Version: BLU\_ **B140DL**\_V11.0.01.05.01.04\_Fsec FCC ID: YHLBLUB**B140DL** Results Summary: M Category = M3 Issued Date: 2021-06-19 Note: The test results in thi...


lang:en score:13 filesize: 5.64 M page\_count: 60 document date: 2021-06-21



[\[pdf\]](#) Test Report

EMC2001239 Test Report of Base Station Controller ZTE wule I21Z60727 IOT05 FCC Part15C EDR Rev0 Part1 BLU Products Inc BLUB140DL Smart Phone YHLBLUB140DL blub140dl  
FCC PART 15C TEST REPORT No. I21Z60727-IOT05 for BLU Products, Inc. Smart Phone Model Name: **B140DL** FCC ID: YHLBLUB**B140DL** with Hardware Version: V1.0 Software Version: BLU\_ **B140DL**\_V11.0.01.05.01.04\_Fsec Issued Date: 2021-6-21 Note: The test results in this test report relate only to the devices specified in...


lang:en score:13 filesize: 5.45 M page\_count: 66 document date: 2021-06-21



## Consumer Cellular Network Supported Devices List

This document provides a comprehensive list of mobile phones and devices tested and approved for use on the Consumer Cellular network. It includes instructions on how to identify your device's model number for compatibility verification and important notes regarding software updates and device purchases.

lang:en score:12 filesize: 4.26 M page\_count: 128 document date: 2022-11-03




### [pdf] Test Report

Microsoft Word I21Z60727 WMD01 part2224 Rev0 BLU Products Inc BLUB140DL Smart Phone YHLBLUB140DL blub140dl

TEST REPORT No. I21Z60727-WMD01 for BLU Products, Inc. Smart Phone Model Name: **B140DL** FCC ID: YHLBLUB**140DL** with Hardware Version: V1.0 Software Version: BLU\_**B140DL**\_V11.0.01.05.01.04\_FSec Issued Date: 2021-06-18 Note: The test results in this test report relate only to the devices specified in this re...

lang:en score:12 filesize: 1.27 M page\_count: 61 document date: 2021-06-18




### [pdf] Test Report

Microsoft Word I21Z60727 WMD02 part222427 Rev0 BLU Products Inc BLUB140DL Smart Phone YHLBLUB140DL blub140dl

TEST REPORT No. I21Z60727-WMD02 for BLU Products, Inc. Smart Phone Model Name: **B140DL** FCC ID: YHLBLUB**140DL** with Hardware Version: V1.0 Software Version: BLU\_**B140DL**\_V11.0.01.05.01.04\_FSec Issued Date: 2021-06-18 Note: The test results in this test report relate only to the devices specified in this re...

lang:en score:12 filesize: 1.27 M page\_count: 64 document date: 2021-06-18



### [pdf] Test Report

EMF2001001 SAR Qdy I21Z60727 SEM08 T coil Rev0 BLU Products Inc BLUB140DL Smart Phone YHLBLUB140DL blub140dl

No. I21Z60727-SEM08 HAC T-Coil TEST REPORT No. I21Z60727-SEM08 For BLU Products, Inc. Smart Phone Model Name: **B140DL** With Hardware Version: V1.0 Software Version: BLU\_**B140DL**\_V11.0.01.05.01.04\_FSec FCC ID: YHLBLUB**140DL** Results Summary: T Category = T4 Issued Date: 2021-6-19 Note: The test results in

lang:en score:12 filesize: 3.2 M page\_count: 57 document date: 2021-06-21





