

## Bose SoundLink Micro (2nd Gen)

# Bose SoundLink Micro Portable Bluetooth Speaker (2nd Gen)

Instruction Manual

## INTRODUCTION

The Bose SoundLink Micro Portable Bluetooth Speaker (2nd Gen) is a compact, durable, and high-performance wireless speaker designed for on-the-go audio. This manual provides essential information for setting up, operating, and maintaining your speaker to ensure optimal performance and longevity.




Image: The Bose SoundLink Micro speaker, highlighting its powerful sound capabilities.

## WHAT'S IN THE BOX

Verify that all items are present before proceeding with setup:

- Bose SoundLink Micro Portable Speaker (2nd Gen)
- USB-C to USB-A cable
- Safety Sheet

## PRODUCT OVERVIEW

---

The SoundLink Micro features a robust design with intuitive controls for easy operation.



Image: Front view of the SoundLink Micro speaker, displaying the Bluetooth, volume, play/pause, and power buttons.

### Controls:

- **Bluetooth Button:** Initiates Bluetooth pairing mode.
- **Volume Down (-):** Decreases audio volume.
- **Play/Pause Button:** Controls media playback (play, pause, skip tracks).
- **Volume Up (+):** Increases audio volume.
- **Power Button:** Turns the speaker on or off.



Image: Rear view of the SoundLink Micro speaker, highlighting the integrated utility strap for attachment.

The speaker also features a durable utility strap for easy attachment to bags or other objects, enhancing its portability.

## SETUP

---

### 1. Charging the Speaker

1. Connect the small end of the USB-C to USB-A cable to the USB-C port on the speaker.
2. Connect the large end of the cable to a USB-A wall charger (not included) or a computer's USB port.
3. The battery indicator lights will illuminate to show charging status. A full charge takes approximately 3 hours.

### 2. Powering On/Off

- To power on, press the **Power** button. You will hear an audible tone and the battery indicator will show the current charge level.
- To power off, press and hold the **Power** button until you hear an audible tone.

### 3. Bluetooth Pairing

1. With the speaker powered on, press and hold the **Bluetooth** button until the Bluetooth indicator light blinks blue. The speaker is now in pairing mode.
2. On your mobile device, enable Bluetooth and select "Bose SoundLink Micro" from the list of available devices.
3. Once connected, you will hear an audible tone and the Bluetooth indicator light will glow solid white.

### 4. Using the Bose App

- Download the Bose app from your device's app store.
- The app allows for software updates, adjustable EQ settings (bass, treble, mid-levels), volume control, and the ability to create shortcuts.

## OPERATING INSTRUCTIONS

---

### Controlling Music Playback

- Press the **Play/Pause** button once to play or pause audio.
- Press the **Play/Pause** button twice quickly to skip to the next track.
- Press the **Play/Pause** button three times quickly to skip to the previous track.
- Use the **Volume Up (+)** and **Volume Down (-)** buttons to adjust the audio level.

### Pairing Two Speakers (Party Mode / Stereo Mode)

You can link two SoundLink Micro (2nd Gen) speakers for an enhanced audio experience:

- **Party Mode:** Plays the same audio simultaneously from both speakers, ideal for larger areas.
- **Stereo Mode:** Designates one speaker as the left channel and the other as the right channel for a stereo soundstage.

Refer to the Bose app for detailed instructions on how to set up Party Mode or Stereo Mode.



Image: Two SoundLink Micro speakers demonstrating the ability to link for expanded sound.

## MAINTENANCE

---

### Durability and Protection

The SoundLink Micro is designed for rugged use:

- **Waterproof and Dustproof (IP67 rated):** Can withstand immersion in water up to 1 meter for 30 minutes and is protected against dust ingress.
- **Shock and Rust Resistant:** Built to endure drops and exposure to various environments.

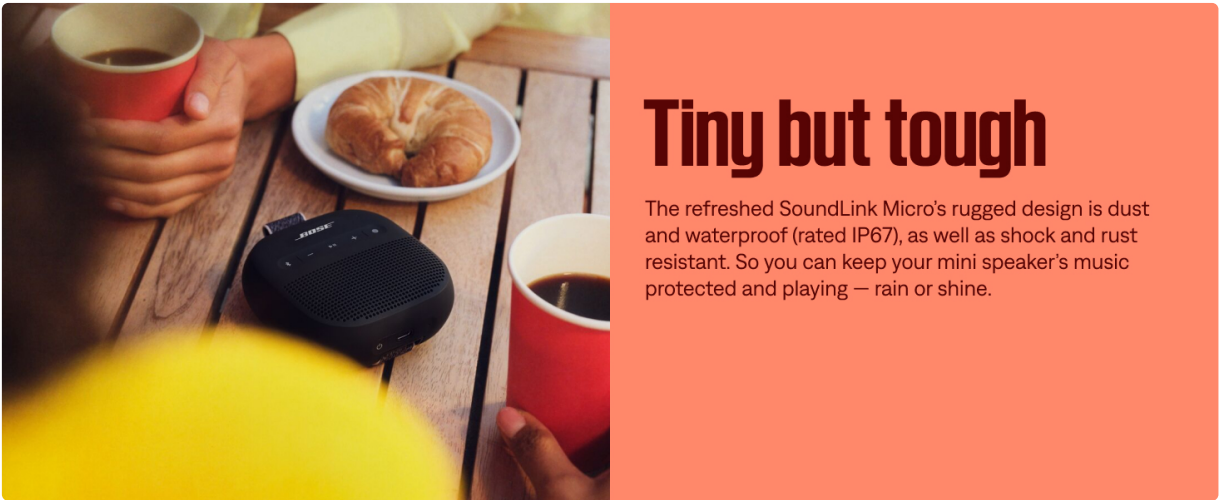


Image: The SoundLink Micro speaker in an outdoor setting, emphasizing its durable construction.

### Cleaning

To clean the speaker, use a soft, damp cloth. Avoid using solvents or harsh chemicals. Ensure the USB-C port cover is securely closed before exposing the speaker to water or dust.

### TROUBLESHOOTING

If you encounter issues with your SoundLink Micro, try the following steps:

- **No Power:** Ensure the speaker is charged. Connect it to a power source using the provided USB-C cable.
- **No Sound:** Check the volume levels on both the speaker and your connected device. Ensure the speaker is properly paired via Bluetooth.
- **Bluetooth Connectivity Issues:** Turn off and on your device's Bluetooth. Try unpairing and re-pairing the speaker. Ensure the speaker is within the 30-foot Bluetooth range.
- **Speaker Not Responding:** Perform a soft reset by holding the Power button for 10 seconds.

For further assistance, consult the Bose app or the official Bose support website.

### SPECIFICATIONS

Feature	Specification
Model Name	Bose SoundLink Micro Speaker (2nd Gen)
Item Model Number	895098-0100
Speaker Type	Portable Speaker
Connectivity Technology	Bluetooth
Wireless Communication Technology	Bluetooth

Bluetooth Range	Up to 30 Feet
Power Source	Battery Powered
Battery Life	Up to 12 Hours
Charging Time	Approximately 3 Hours
Water Resistance Level	Waterproof (IP67)
Product Dimensions	4.09"D x 4.09"W x 1.69"H
Item Weight	0.33 Kilograms (11.6 ounces)
Control Method	App, Push Button
Included Components	Speaker, USB-C to USB-A cable, Safety Sheet



## WARRANTY AND SUPPORT





The Bose SoundLink Micro Portable Bluetooth Speaker (2nd Gen) comes with a Limited Warranty. For specific warranty terms and conditions, please refer to the Safety Sheet included in the packaging or visit the official Bose website.

For product support, software updates, and additional resources, download the Bose app or visit [www.bose.com/support](http://www.bose.com/support).

© 2025 Bose Corporation. All rights reserved.

### Related Documents - SoundLink Micro (2nd Gen)

	<p><a href="#">Bose SoundLink Micro Portable Speaker (2nd Gen) - User Manual and Safety Guide</a></p> <p>Comprehensive user manual and safety instructions for the Bose SoundLink Micro Portable Speaker (2nd Gen). Learn about setup, Bluetooth connectivity, controls, battery, care, and troubleshooting.</p>
	<p><a href="#">Bose SoundLink Flex Portable Speaker (2nd Gen) User Manual</a></p> <p>User manual for the Bose SoundLink Flex Portable Speaker (2nd Gen) (Model 442591). Learn about setup, Bluetooth connectivity, speaker controls, portability, care, and troubleshooting for this durable, waterproof speaker.</p>

	<p><a href="#">Bose SoundLink Flex Portable Speaker (2nd Gen) User Manual and Safety Guide</a></p> <p>Comprehensive user manual and safety guide for the Bose SoundLink Flex Portable Speaker (2nd Gen). Learn about setup, Bluetooth connections, speaker controls, battery management, portability, care, and troubleshooting. Includes regulatory information and compliance details.</p>
	<p><a href="#">Bose SoundLink Flex Portable Speaker (2nd Gen) - Safety, Usage, and Compliance Guide</a></p> <p>Discover essential safety, usage, and regulatory compliance information for the Bose SoundLink Flex Portable Speaker (2nd Gen). This guide provides comprehensive details to ensure safe and optimal operation of your device.</p>
	<p><a href="#">Bose SoundLink Micro: Quick Start Guide for Setup and Connection</a></p> <p>Get your Bose SoundLink Micro Bluetooth speaker up and running. This guide covers downloading the Bose Connect app, connecting to power, and pairing your device for optimal use.</p>
	<p><a href="#">Bose SoundLink Color II Owner's Guide</a></p> <p>Comprehensive owner's guide for the Bose SoundLink Color II portable Bluetooth wireless speaker, covering setup, operation, features, and troubleshooting.</p>