



Manuals.plus /

› TIFULLHOME /

› TIFULLHOME 24x32 Black Framed LED Medicine Cabinet Instruction Manual

## TIFULLHOME Cabinet F-2432-BK

# TIFULLHOME 24x32 Black Framed LED Medicine Cabinet Instruction Manual

Model: Cabinet F-2432-BK

## 1. IMPORTANT SAFETY INFORMATION

Please read and understand all instructions before assembly and use. Keep this manual for future reference.

- Always follow the assembly instructions provided.
- Be cautious when handling the cabinet to avoid injury.
- When mounting, ensure the cabinet is securely fastened to the wall to prevent it from falling.
- Keep the area around the cabinet clear to avoid any potential hazards.

## 2. PRODUCT FEATURES

- **Sleek Black Frame:** Premium aluminum alloy construction with a stylish black frame. Double-sided mirror door, mirrored cabinet back and sides for enhanced aesthetics.
- **Ultra-Clear Tempered Glass:** Enhances durability and provides crystal-clear reflection.
- **Customizable 3-Color Dimmable LED Lighting:** High-density, high-lumen, energy-efficient LED lighting with adjustable color temperature (warm 3000K, natural 4500K, cool 6000K) and brightness. Features a memory function.
- **Smart Anti-Fog Technology:** Built-in defogger ensures a clear mirror surface after showers. Automatically shuts off after 60 minutes.
- **Interior Sensor Light:** Automatically illuminates when the door opens and turns off when closed.
- **Flexible Installation Options:** Can be surface-mounted or recessed.
- **Dual Power Options:** Supports both plug-in and hardwired connections.

- **Ergonomic Centered Outlets & USB Ports:** Mid-cabinet placement for convenient power access (2 outlets + 2 USB ports).
- **Innovative Magnetic Power Zone:** Keeps the cabinet sleek and organized.
- **Storage:** 2 adjustable tempered glass shelves with a bonus compact organizer box.
- **10X LED Magnifying Makeup Mirror:** Detachable magnifying mirror with dimmable LED lighting for detailed routines.
- **Soft-Close Hinges:** 110° quiet soft-close hinges.

### 3. SETUP AND INSTALLATION

---

The TIFULLHOME Medicine Cabinet offers both surface mount and recessed installation options. Please follow the instructions carefully for your chosen method.

#### 3.1 Installation Options

- **Surface Mount:** Use the top mount bracket and bottom clips. Side mirrors are removable for this option.
- **Recessed Mount:** Remove the dual side mirrors. Cut through the wall to create the recess opening.

*Refer to the included installation template for precise measurements and drilling locations.*

#### 3.2 Power Connection

The cabinet supports both plug-in and hardwired connections.

- **Plug-in:** Directly plug the cabinet into a standard electrical socket.
- **Hardwired:** Cut off the plug and connect the wires directly to a wall switch. A wire junction box is included. (Wall switch is NOT included).

*Ensure all electrical connections are made by a qualified professional if you are unsure.*



## Reserved Wire Groove



### Two Installation Ways:



Option 1: Plug-In




Option 2: Hardwired



**Image:** This image illustrates the two installation methods: recessed mount (with wall cut-out dimensions) and surface mount (showing top mount bracket and bottom support clip). It also highlights the removable side mirrors for recessed installation.



- \* Recessed Mount
- \* Removable Side Mirrors




Wall Cut-out Dimensions:

Size	Width	Height	Depth
24x32	23-1/4"	31-1/4"	4"
30x32	29-1/4"	31-1/4"	4"
36x32	35-1/4"	31-1/4"	4"



- \* Surface Mount



**Image:** This image displays the dual power options: direct plug-in to an outlet or hardwired connection to a switch, with a reserved wire groove for neat installation.

Your browser does not support the video tag.

**Video:** This video demonstrates the installation process of the TIFULLHOME medicine cabinet, including mounting and connecting power. It highlights the ease of installation and the various features of the mirror.

## 4. OPERATING INSTRUCTIONS

### 4.1 LED Lighting Control

The mirror features touch-sensitive controls for lighting and defogging.

- **Power On/Off:** Touch the power button icon to turn the LED lights on or off.
- **Color Temperature Adjustment:** Touch the color temperature icon to cycle through warm (3000K), natural (4500K), and cool (6000K) light settings.
- **Brightness Dimming:** Long-press the brightness adjustment icon to continuously dim or brighten the LED lights.
- **Memory Function:** The mirror remembers your last light setting (color temperature and brightness) when turned off and restores it when turned back on.

## 4.2 Anti-Fog Function

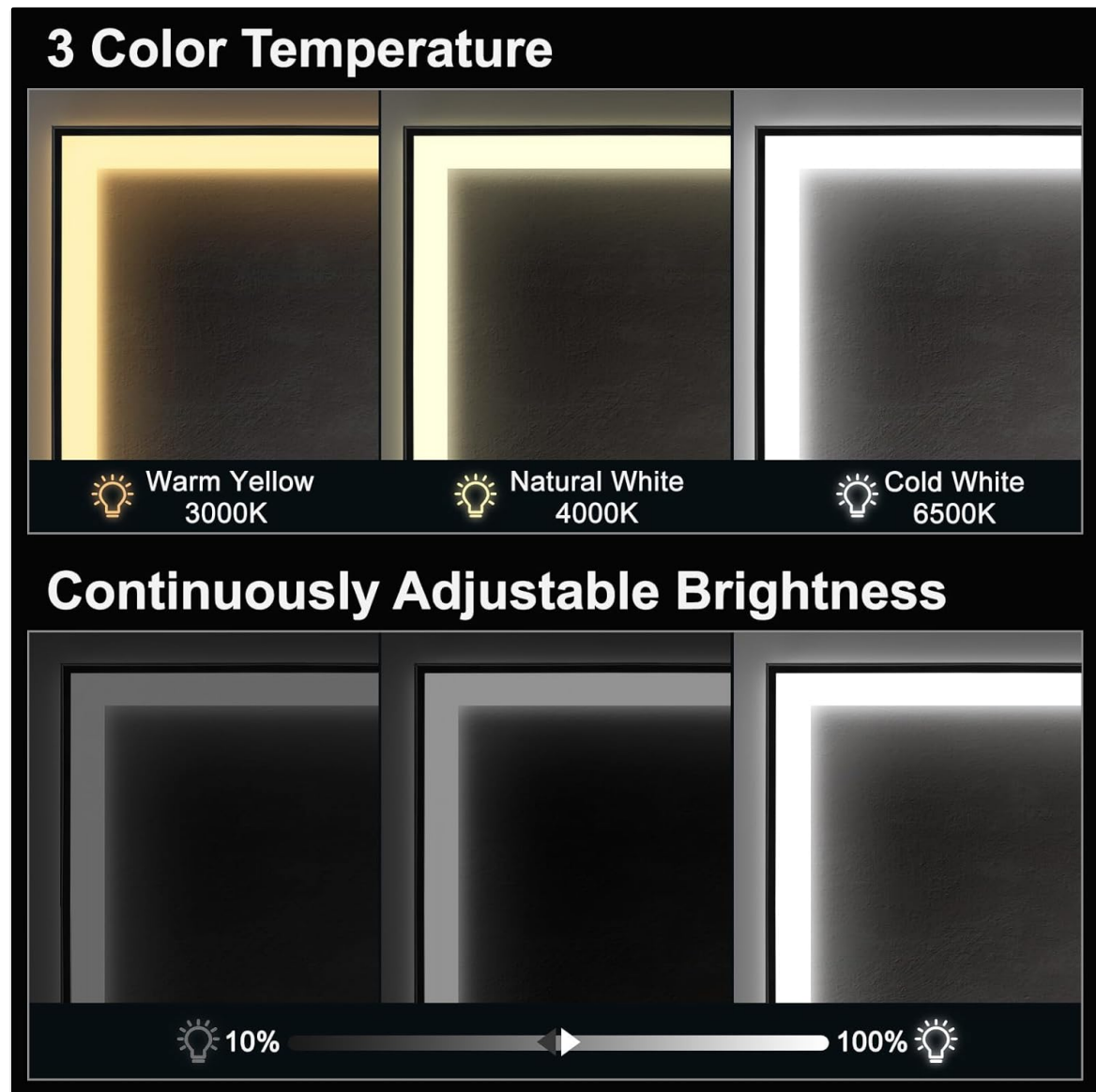
Activate the defogger to maintain a clear mirror surface.

- **Activate Defogger:** Touch the defogging button icon to turn on the anti-fog function.
- **Automatic Shut-off:** The defogger will automatically turn off after 60 minutes to save energy.

## 4.3 Interior Sensor Light

The interior of the cabinet is equipped with a sensor light for convenience.


- **Automatic Illumination:** The interior light automatically turns on when the cabinet door is opened.
- **Automatic Shut-off:** The interior light automatically turns off when the cabinet door is closed.




**Image:** This image illustrates the three color temperature options for the LED lighting: Warm Yellow (3000K), Natural White (4000K), and Cold White (6500K), along with continuously adjustable brightness from 10% to 100%.

# Quick & Safe Heat Anti-fog

Before



After



- \* One touch to defog and automatic shut off after 60 minutes.
- \* Ensure clear reflection even in humid conditions.



**Image:** This image shows the effectiveness of the quick and safe heat anti-fog function, with a clear mirror surface after activation, ensuring visibility even in humid conditions.

## Ultra-white Tempered Mirror



Ours



### Tempered Mirror

- Explosion-Proof
- Shatter-Proof
- Broken without Splashing Around



VS

Others



### Regular Mirror

- Fragile
- Splash Around when Broken



**Image:** This image demonstrates the interior lighting with an automatic sensor, which turns on when the door is open (daytime) and off when closed (nighttime), providing effortless convenience.

Your browser does not support the video tag.

**Video:** This video, from the brand QueenFun, demonstrates features similar to the TIFULLHOME medicine cabinet, including super bright front and back light, widened lighting output, high light transmittance acrylic lights cover, anti-fog function, and touch controls for on/off, step-less dimming, and color switching. It also highlights the inside mirror and motion-sensing LED light, 155° DTC soft-close hinges, adjustable tempered glass shelves, and electrical outlets with USB ports.

## 5. MAINTENANCE

- **Cleaning:** Use a soft, damp cloth and a mild glass cleaner to clean the mirror surfaces. Avoid abrasive cleaners or harsh chemicals.
- **Frame Care:** Wipe the aluminum frame with a soft, dry cloth.
- **Electrical Components:** Ensure the power is off before cleaning near electrical outlets or USB ports. Do not spray liquids directly onto electrical components.
- **Hinges:** Periodically check hinges for tightness and smooth operation.

## 6. TROUBLESHOOTING

Problem	Possible Cause	Solution
LED lights not turning on.	No power supply; loose connection; faulty switch.	Check power outlet/hardwired connection. Ensure wall switch is on. Contact support if problem persists.
Anti-fog function not working.	Defogger not activated; electrical issue.	Ensure defogger button is pressed. Check power supply.
Interior sensor light not working.	Sensor obstructed; electrical issue.	Ensure sensor is clear. Check power supply.
Outlets/USB ports not providing power.	No power supply; internal wiring issue.	Check main power connection. Ensure internal power switch (if any) is on.

## 7. PRODUCT SPECIFICATIONS

Feature	Detail
Brand	TIFULLHOME
Model Name	Medicine Cabinet with Lights
Item Model Number	Cabinet F-2432-BK
Color	Black
Product Dimensions	5.45"D x 24"W x 32"H
Mounting Type	Wall Surface Mount or Recessed
Room Type	Bathroom
Door Style	Double-sided mirror
Weight Limit	22 Pounds
Included Components	1*Lighted Medicine Cabinet with Mirror, 2*Tempered Glass Shelves, 4*Shelf Clips, 2*Bottom Mount Clips, 1*Top Mount Bracket, Wall Anchors with Screws, 1*Wire Junction Box, 1*6in 10X LED Magnifying Mirror, 1* Organizer Box
Finish Type	Matte Black

Feature	Detail
Number of Shelves	2
Item Weight	42.4 Pounds
Installation Type	Wall-mounted, Built-in
Top Material Type	Aluminum
Back Material Type	Tempered Glass
Assembly Required	No
Frame Material	Black Aluminium Alloy Frame+2 Removable Side Mirrors
Number of Compartments	3
Number of Levels	2
Storage Options	2 tempered glass shelves, 1 organizer box
Hardware Color	Black
Special Features	Tempered-glass HD Ultra-white Copper-free Mirror; ETL Listed; UL Certified Electric Driver; 2 Side Mirrors+Double Door Mirrors+Back Mirror; 3 Color Temperature; Stepless Dimming; Interior Sensor Light; Quick Defog Function; Memory Function; 2 Adjustable Tempered Glass Shelves; Soft Close Hinges; 2 Outlets+2 USB Ports; Magnetic Zone; Plug-in or Hardwired; Recessed or Wall Surface Mount

## 8. WARRANTY AND SUPPORT

TIFULLHOME is committed to providing quality products and customer satisfaction.

- **Returns:** This product is returnable until Jan 31, 2026.
- **Customer Support:** For any issues, broken parts, or missing components, please contact TIFULLHOME-US customer support. They are available 7 days a week, 24 hours online to provide the best solution.
- **Protection Plans:** Optional 3-Year Protection Plan and Complete Protect plans are available for purchase.



**Image:** This image shows a customer support representative, emphasizing the availability of support for product issues.