



[Manuals.plus](#) /

› [BOLUO](#) /

› BOLUO Black 3 Drawer Dresser User Manual

## BOLUO L (15.7"D x 21.1"W x 23.4"H) 3 Drawer Dresser

# BOLUO Black 3 Drawer Dresser User Manual

Model: L (15.7"D x 21.1"W x 23.4"H) | Brand: BOLUO

## INTRODUCTION

Thank you for choosing the BOLUO Black 3 Drawer Dresser. This manual provides essential information for the safe assembly, operation, and maintenance of your new storage unit. Please read these instructions carefully before beginning assembly and retain them for future reference.



Image: Front view of the BOLUO Black 3 Drawer Dresser, showcasing its three fabric drawers and wood top.

## SAFETY INFORMATION

---

To ensure safe use of this product, please observe the following guidelines:

- Always assemble the unit on a soft, clean surface to prevent scratches.
- Ensure all screws and fasteners are securely tightened before use.
- Do not overload the drawers. Each fabric drawer supports up to 13 lbs.
- The top board supports up to 35 lbs.
- Keep small parts away from children during assembly.
- Do not stand or climb on the unit.
- Place the unit on a level surface to prevent tipping.

## PACKAGE CONTENTS

---

Before assembly, verify that all components listed below are present and undamaged. If any parts are missing or damaged, please contact customer support.

Part	Description	Quantity
A	Top Board (Engineered Wood)	1
B	Metal Frame Components	Various
C	Fabric Drawers	3
D	Handles	3
E	Assembly Tool (Allen Wrench)	1
F	Screws and Fasteners	Various

*Note: An instruction manual is included in the package.*

## ASSEMBLY INSTRUCTIONS (SETUP)

---

Follow these steps to assemble your BOLUO 3 Drawer Dresser. It is recommended to have two people for easier assembly.

- Unpack Components:** Carefully remove all parts from the packaging and lay them out on a soft, clean surface to prevent damage.
- Assemble Metal Frame:** Connect the metal frame components using the provided screws and assembly tool. Ensure all connections are secure.
- Attach Top Board:** Place the engineered wood top board onto the assembled metal frame and secure it with the designated screws.
- Prepare Fabric Drawers:** Unfold each fabric drawer. Insert the bottom panel into each drawer to create a sturdy base.
- Attach Handles:** Secure the handles to the front of each fabric drawer using the provided screws.
- Insert Drawers:** Slide the assembled fabric drawers into the metal frame.

# Product Dimensions



Top\_board  
bear



Drawer  
bearing



Environment  
all protection

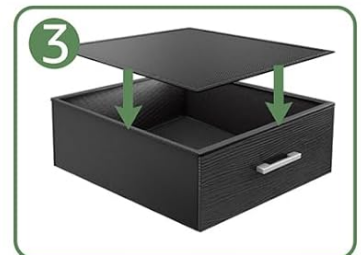


Image: Diagram illustrating product dimensions (15.7"D x 21.1"W x 23.4"H) and a four-step visual guide for drawer assembly, showing how to unfold and insert the bottom panel into the fabric drawers.

## OPERATING INSTRUCTIONS (USAGE)

Your BOLUO 3 Drawer Dresser is designed for versatile storage in various settings.

- **Drawer Use:** Gently pull and push the fabric drawers to open and close. Avoid forcing them.
- **Weight Limits:** Do not exceed 13 lbs per drawer and 35 lbs on the top board to maintain stability and prevent damage.
- **Placement:** Ideal for closets, bedrooms, dorm rooms, or offices as a bedside table, craft organizer, or general storage unit.

# Large Capacity for Storage

Wood Top

Load to 15 lbs

3 Fabric Drawers



Image: The dresser shown with various items stored in its three fabric drawers and on its wood top, demonstrating its large capacity for storage.




Image: Two BOLUO dressers placed side-by-side inside a closet, providing organized storage for clothing and accessories.

## MAINTENANCE

Proper care will extend the life of your dresser.


- **Cleaning:** Wipe the wood top and metal frame with a damp cloth. For fabric drawers, spot clean with a mild detergent and air dry. Do not machine wash.
- **Waterproof Top:** The engineered wood top is designed to be waterproof. Promptly wipe up any spills to prevent potential damage.
- **Handle Care:** The handles are removable for cleaning or replacement if needed.
- **Frame Inspection:** Periodically check the metal frame and all fasteners to ensure they remain tight and secure.



Waterproof wood Top



Removable Handle



Strong Metal Frame

Image: Detailed view highlighting the waterproof wood top, a removable handle, and the strong metal frame construction of the dresser.

## TROUBLESHOOTING

If you encounter any issues, refer to the following common problems and solutions:

- **Unit is wobbly:**

- Ensure all screws and fasteners are fully tightened.
- Verify the unit is placed on a flat, level surface.

- **Drawers do not slide smoothly:**

- Check if the drawers are properly unfolded and the bottom panel is fully inserted.
- Ensure drawers are not overloaded.
- Inspect the metal frame for any obstructions or bends.

- **Missing parts:**

- Double-check the packaging. If parts are genuinely missing, contact customer support.

## SPECIFICATIONS

Feature	Detail
Model	L (Black Closet Drawers)
Dimensions (D x W x H)	15.7" x 21.1" x 23.4"
Color	Black
Material	Engineered Wood, Fabric, Metal
Number of Drawers	3
Top Board Weight Capacity	35 lbs
Each Drawer Weight Capacity	13 lbs
Item Weight	16 Pounds
Assembly Required	Yes

## WARRANTY AND SUPPORT

BOLUO stands behind the quality of its products. For warranty information, missing parts, or technical support, please contact BOLUO customer service through the retailer where the product was purchased or visit the official BOLUO store on Amazon: [BOLUO Store](#).



© 2026 BOLUO. All rights reserved.

For assistance, please refer to the contact information provided at the point of purchase.