

NIMO Nimo N157L

NIMO 15.6" FHD IPS Student Laptop Computer User Manual

Model: Nimo N157L

INTRODUCTION

Thank you for choosing the NIMO 15.6" FHD IPS Student Laptop Computer. This manual provides essential information for setting up, operating, maintaining, and troubleshooting your new device. Please read this manual thoroughly to ensure optimal performance and longevity of your laptop.

WHAT'S IN THE BOX

Please verify that all items listed below are included in your package:

- 1 x Nimo N157 Laptop
- 1 x Type-C 65W PD Fast Charger
- 1 x User Manual (this document)
- Windows 11 Home Operating System (pre-installed)
- Warranty Information (2 Years Warranty, 90 Days Return)



Image: The NIMO 15.6" FHD IPS Student Laptop Computer. The screen highlights key features such as Full HD 1920x1080 resolution, IPS display, 8GB RAM, 128GB SSD, Fingerprint reader, Type-C PD Charger, and Backlit keyboard. The laptop is shown in a sleek black finish.

SETUP GUIDE

1. Initial Power On and Charging

Before first use, it is recommended to fully charge your NIMO laptop. Connect the included Type-C 65W PD Fast Charger to the laptop's Type-C port and a power outlet. The charging indicator light will illuminate. A 15-minute charge can provide approximately 2 hours of standby time.

2. Operating System Setup

Your NIMO laptop comes with Windows 11 Home pre-installed. Upon first boot, follow the on-screen instructions to complete the initial Windows setup, including language selection, network connection, and user account creation.

3. Fingerprint Reader Setup

For enhanced security and convenient login, set up the fingerprint reader. Navigate to **Settings > Accounts > Sign-in**

options > Fingerprint recognition (Windows Hello) and follow the prompts to register your fingerprints. The fingerprint sensor is integrated into the touchpad.

4. Backlit Keyboard Adjustment

The backlit keyboard allows for comfortable typing in low-light environments. Use the dedicated function keys (usually Fn + a specific F-key, refer to keyboard legends) to turn the backlight on/off and adjust its brightness levels.

OPERATING INSTRUCTIONS

1. Display Features

Your laptop features a 15.6-inch Full HD (1920x1080) IPS Anti-Glare Display. This provides wide viewing angles, accurate colors, and reduces reflections for a comfortable viewing experience. The 85% screen-to-body ratio and 16:9 aspect ratio optimize screen real estate.

2. Touchpad Usage

The integrated touchpad supports multi-touch gestures for intuitive navigation. Common gestures include:

- **Single-finger tap:** Left-click
- **Two-finger tap:** Right-click
- **Two-finger scroll:** Scroll up/down or left/right
- **Pinch-to-zoom:** Zoom in/out

3. Connectivity

The NIMO laptop supports various connectivity options:

- **Wi-Fi 6:** For high-speed wireless internet connection.
- **Bluetooth 5.2:** For connecting wireless peripherals such as headphones, mice, and keyboards.
- **USB Ports:** Includes 1 x USB 2.0 port and 3 x USB 3.0 ports for connecting external devices.
- **Type-C Port:** Used for charging and data transfer.

4. Battery Management

The laptop is equipped with a Lithium Polymer battery providing an average battery life of approximately 5 hours. To maximize battery life, adjust screen brightness, close unused applications, and utilize power-saving modes in Windows settings.

MAINTENANCE

1. RAM and SSD Upgrade

The NIMO laptop supports user-detachable RAM and SSD, allowing for future upgrades. If you plan to upgrade, ensure you use compatible components (DDR4 RAM, PCIe SSD) and follow proper electrostatic discharge (ESD) precautions. Consult a professional if you are unsure.

2. Cleaning Your Laptop

To maintain the appearance and functionality of your laptop:

- Use a soft, lint-free cloth to clean the screen and exterior.

- For stubborn smudges, slightly dampen the cloth with water or a screen-cleaning solution.
- Avoid using harsh chemicals, abrasive cleaners, or direct spraying of liquids onto the laptop.
- Regularly clean the keyboard and touchpad to remove dust and debris.

TROUBLESHOOTING

This section provides solutions to common issues you might encounter.

Problem	Possible Solution
Laptop does not power on.	Ensure the charger is properly connected and the power outlet is functional. Allow the battery to charge for at least 30 minutes before attempting to power on again.
Screen is blank or flickering.	Check display cable connections (if external monitor is used). Restart the laptop. Update graphics drivers.
Wi-Fi connection issues.	Ensure Wi-Fi is enabled in Windows settings. Restart your router/modem. Update Wi-Fi drivers.
Keyboard or touchpad not responding.	Restart the laptop. Check for driver updates. Ensure no external devices are interfering.

If you encounter issues not covered here or require further assistance, please contact NIMO customer support.

SPECIFICATIONS

Detailed technical specifications for your NIMO N157L laptop:

Feature	Detail
Model Name	Nimo N157L
Screen Size	15.6 Inches
Screen Resolution	1920 x 1080 pixels (FHD IPS Anti-Glare)
Processor	Intel 4 Core N150 (up to 3.6 GHz)
RAM	8 GB DDR4 (3200 MHz, detachable)
Hard Drive	128 GB PCIe SSD (detachable)
Graphics Coprocessor	Integrated Graphics
Operating System	Windows 11 Home
Wireless Type	802.11a/b/g/n/ac (Wi-Fi 6), Bluetooth 5.2
USB Ports	1 x USB 2.0, 3 x USB 3.0

Feature	Detail
Other Ports	Type-C (65W PD Fast Charging), Memory Card Slot
Special Features	Backlit Keyboard, Fingerprint Reader, HD Audio, Numeric Keypad
Battery Life	Approx. 5 Hours (Lithium Polymer)
Item Weight	3.8 pounds
Product Dimensions	14.07 x 8.98 x 0.76 inches
Color	Black
Rear Webcam Resolution	2 MP




WARRANTY AND SUPPORT

NIMO Direct Inc. offers a comprehensive **2-Year Manufacturer's Warranty** for your laptop. This warranty covers defects in materials and workmanship under normal use. Additionally, a **90-Day Hassle-Free Return and Exchange Service** is provided from the date of purchase.

For warranty claims, technical support, or any concerns regarding your NIMO laptop, please contact the manufacturer's dedicated support team. Refer to the contact information provided on the product packaging or the official NIMO website.

Note: The laptop is partially assembled in the USA. Please retain your proof of purchase for warranty purposes.

Related Documents

	<p>Nimo MME2S Series Mini PC User Manual</p> <p>User manual for the Nimo MME2S series Mini PC, covering setup, operation, safety precautions, package contents, BIOS setup, FCC compliance, and warranty information.</p>
	<p>NIMO N157 Series Laptop User Manual</p> <p>User manual for the NIMO N157 series laptop, covering product schematic, instructions for use, safety guidelines, troubleshooting, warranty information, and FCC/IC compliance.</p>
	<p>NIMO N173 Series Notebook User Manual Setup, Safety & Troubleshooting Guide</p> <p>Comprehensive user manual for the NIMO N173 series notebook, covering product schematics, setup instructions, power supply, charging, cleaning, maintenance, safety guidelines, troubleshooting, and warranty information.</p>



[NIMO N171 Series Laptop User Manual and Safety Guide](#)

Comprehensive user manual for the NIMO N171 series laptop, covering product specifications, usage instructions, safety guidelines, troubleshooting, and warranty information.