

PETLIBRO PLWF116

PETLIBRO Dockstream 2 Cordless Pet Water Fountain User Manual

Model: PLWF116

INTRODUCTION

Thank you for choosing the PETLIBRO Dockstream 2 Cordless Pet Water Fountain. This manual provides essential information for the safe and efficient use of your new pet water fountain. Please read these instructions carefully before initial use and retain them for future reference.

PRODUCT OVERVIEW

The PETLIBRO Dockstream 2 is a 3-liter cordless pet water fountain designed to provide fresh, filtered water for your pets. Key features include app monitoring, a 4-layer filtration system, and a quiet operation.

Components

- App Monitoring Cat Water Fountain Unit
- AC Power Adapter
- Multi-layer Filter
- Pump Sponge
- User Manual



Image: The PETLIBRO Dockstream 2 Cordless Pet Water Fountain in black, shown alongside a smartphone displaying its monitoring application.

SETUP INSTRUCTIONS

1. **Unpack Components:** Carefully remove all items from the packaging.
2. **Calibrate:** Calibrate the base and water tank separately before initial use.
3. **Assemble Filter:** Insert the multi-layer filter and pump sponge into their designated slots within the fountain unit.
4. **Fill Water Tank:** Fill the detachable water tank with clean water, ensuring it does not exceed the maximum fill line. The fountain has a 3-liter capacity.
5. **Place Fountain:** Set the device on a solid, level floor, such as marble, wood, or tile, where external vibrations are minimal. Leave an 8-inch space around the fountain for optimal performance and pet access.
6. **Power Connection:** Securely attach the AC power adapter cable to its slot on the fountain base. For cordless operation, ensure the internal battery is charged. For continuous flow, keep the fountain plugged in.
7. **App Setup:** Download the PETLIBRO app on your smartphone. The device supports 2.4GHz/5GHz Wi-Fi networks. Follow the in-app instructions to connect your fountain for monitoring and control.

Maintenance made easy


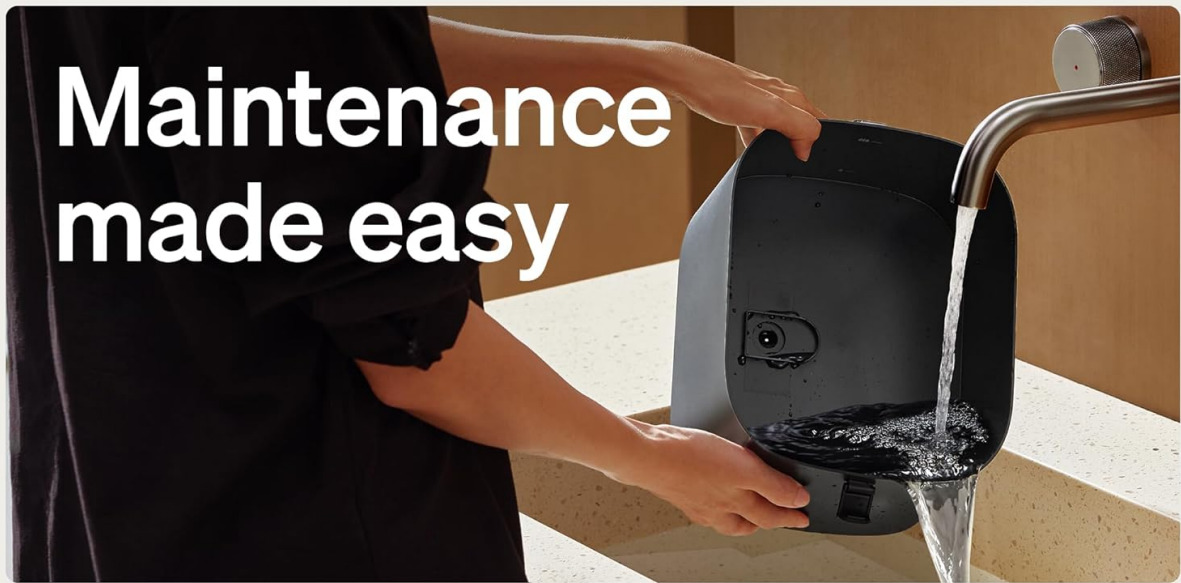


Image: A visual representation of the fountain's easy maintenance, highlighting its detachable tank, pump-free design, and 3-liter capacity.

OPERATING INSTRUCTIONS

The PETLIBRO Dockstream 2 offers two operating modes and smart app integration for enhanced pet hydration management.

Operating Modes

- **Induction Mode:** Utilizes a radar sensor to detect your pet within 50cm (19.7in). Upon detection, the fountain dispenses a 42-second stream of water. This mode conserves battery power and encourages pets to drink.
- **Continuous Mode:** When the fountain is plugged into an AC power source, it operates continuously, providing a constant flow of water.

Smart App Monitoring

The PETLIBRO app allows you to monitor your pet's drinking habits and receive important alerts:

- **Hydration Tracking:** View trends and history of your pet's water intake.
- **Water Level Alerts:** Receive real-time notifications on your phone when the water level is low.

- **Maintenance Reminders:** Get timely reminders for filter changes and cleaning schedules.

Water that's smarter



Water intake



Hydration log



Dashboard



Trend analysis



Hydration time



Image: A smartphone screen showing the PETLIBRO app's hydration history, providing insights into a pet's drinking patterns.

No more missed refills

Smart alert for refilling water,
tank cleaning and filter changing

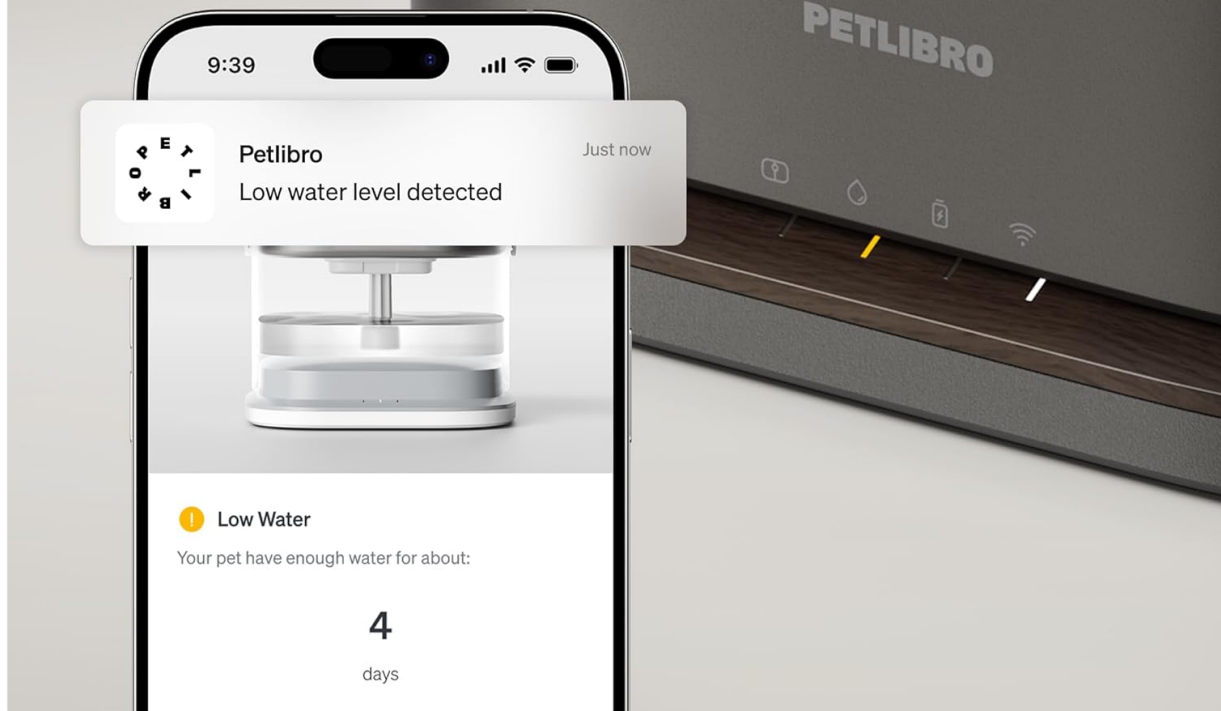


Image: A smartphone displaying a 'Low water detected' notification from the PETLIBRO app, indicating the need for a refill.

MAINTENANCE

Regular maintenance ensures the longevity and hygiene of your PETLIBRO Dockstream 2 water fountain.

Cleaning

- Clean the water tank and stainless steel tray at least once a week.
- The stainless steel tray is dishwasher safe for convenient cleaning.
- The pump-free design simplifies cleaning as no wires are submerged in water.

Filter Replacement

- It is recommended to change the multi-layer filter every two weeks for optimal water quality.
- The 4-layer filtration system effectively removes fur, heavy metals, and odors, ensuring fresh water for your pet.

Whisper quiet

At just 23 dB, you'll barely notice it



Image: An illustration detailing the 4-layer filtration system, including fabric, activated carbon, ion-exchange resins, and foam filter, designed to purify water.

TROUBLESHOOTING

If you encounter issues with your PETLIBRO Dockstream 2, please refer to the following common solutions:

- **Fountain Not Dispensing Water:**

- Check the water level in the tank; refill if low.
- Ensure all components are correctly assembled and seated.
- If in continuous mode, verify the AC power adapter is securely connected and receiving power.
- If in induction mode, ensure the battery is charged.

- **App Connectivity Issues:**

- Confirm the fountain is within range of your Wi-Fi router.
- Verify your Wi-Fi network is 2.4GHz or 5GHz compatible.
- Attempt to reset the Wi-Fi connection through the PETLIBRO app.

- **Inaccurate Water Intake Data:**
 - Ensure the fountain is placed on a hard, level surface (e.g., marble, wood, tile) to allow for accurate weight measurements.
- **Unusual Noise:**
 - Check for any debris or foreign objects in the water path or around the spout.
 - Ensure all fountain components are securely fitted and not loose.

SPECIFICATIONS

Feature	Detail
Model Name	PLWF116
Brand	PETLIBRO
Capacity	3 Liters (101 oz)
Material	Acrylonitrile Butadiene Styrene (ABS), Stainless Steel
Color	Black
Item Weight	2 Kilograms (4.4 pounds)
Package Dimensions	10.39 x 8.74 x 7.28 inches
Wi-Fi Support	2.4GHz/5GHz
Included Components	1*AC Power Adapter, 1*App Monitoring Cat Water Fountain, 1*Multi-layer Filter & Pump Sponge, 1*User Manual





WARRANTY & SUPPORT

The PETLIBRO Dockstream 2 Pet Water Fountain is covered by a comprehensive**2-year warranty** from the date of purchase. This warranty covers manufacturing defects and ensures reliable operation under normal use.

For technical assistance, troubleshooting, or warranty claims, please contact PETLIBRO customer support. You can typically find contact information on the official PETLIBRO website or through the PETLIBRO app.

Related Documents - PLWF116

<div>User Manual of Product 1: PETLIBRO Cat Water Fountain for Cats (Includes Wireless Pet Water Fountain, 2x New Dockstream Battery Operated Automatic Cat Fountains for Drinking with Wireless Pump, Easy Cleaning SPA, Free for Cat Pet)</div> <div>User Manual of Product 2: PETLIBRO 2x New Replacement Filter for Dockstream Cat Water Fountain, PLWF005 PLWF115 PLWF116, 4 Months Set of Replacement Filter for 100% Clean Pet Water Fountain</div>	<p>PETLIBRO Dockstream Battery-operated Automatic Pet Water Fountain User Manual (PLWF115)</p> <p>Comprehensive user manual for the PETLIBRO Dockstream Battery-operated Automatic Pet Water Fountain (Model PLWF115), covering setup, operation, maintenance, troubleshooting, and safety precautions. Includes details on working modes, indicators, and battery care.</p>
--	--

	<p>Petlibro DOCKSTREAM 2 Smart Cordless Fountain User Manual</p> <p>Comprehensive user manual for the Petlibro DOCKSTREAM 2 Smart Cordless Fountain, covering setup, operation, safety, specifications, and troubleshooting. Learn how to keep your pet hydrated with this smart, cordless water fountain.</p>
	<p>PETLIBRO DOCKSTREAM 2 Smart Fountain User Manual</p> <p>User manual for the PETLIBRO DOCKSTREAM 2 Smart Fountain, detailing setup, operation, safety, and specifications for this smart pet water dispenser.</p>
	<p>PETLIBRO Dockstream Battery-operated Automatic Pet Water Fountain User Manual</p> <p>Comprehensive user manual for the PETLIBRO Dockstream Battery-operated Automatic Pet Water Fountain (Model: PLWF115). Provides detailed instructions on setup, operation, safety precautions, maintenance, troubleshooting, and product specifications for optimal use.</p>
	<p>PETLIBRO Dockstream App Monitoring Automatic Pet Water Fountain User Manual</p> <p>User manual for the PETLIBRO Dockstream App Monitoring Automatic Pet Water Fountain (Model: PLWF105). Includes product overview, getting started guide, app control instructions, specifications, safety instructions, warranty information, and FCC compliance notices.</p>
	<p>PETLIBRO Dockstream PLWF115 User Manual: Automatic Pet Water Fountain</p> <p>Comprehensive user manual for the PETLIBRO Dockstream PLWF115 automatic pet water fountain. Learn about setup, operation, care, troubleshooting, and specifications for this battery-operated pet water dispenser.</p>