

Bose QuietComfort Ultra Headphones (2nd Gen)

Bose QuietComfort Ultra Bluetooth Headphones (2nd Gen) Instruction Manual

Model: QuietComfort Ultra Headphones (2nd Gen)

INTRODUCTION

The Bose QuietComfort Ultra Bluetooth Headphones (2nd Gen) are engineered to provide an immersive audio experience with advanced noise cancellation and spatialized audio. This manual provides essential information for setting up, operating, and maintaining your headphones.



Image: Bose QuietComfort Ultra Headphones (2nd Gen) in Desert Gold, showcasing the sleek design and over-ear form factor.

WHAT'S IN THE BOX

- Bose QuietComfort Ultra Headphones (2nd Gen)
- Protective Case
- USB-C to USB-C cable
- Audio cable 2.5mm-to-3.5mm

- Safety sheet



Image: The protective case for the Bose QuietComfort Ultra Headphones, designed for safe storage and transport.

SETUP

1. Initial Charging

Before first use, fully charge your headphones using the provided USB-C to USB-C cable. Connect the cable to the headphone's USB-C port and a compatible USB power source. A full charge takes approximately 3 hours.

2. Bluetooth Pairing

1. Power on your headphones.
2. Enable Bluetooth on your device (e.g., cellphone, laptop, tablet).
3. Open the Bose app and follow the on-screen instructions to connect.
4. For manual pairing, put the headphones into pairing mode (refer to the safety sheet for specific button combinations). Select "Bose QuietComfort Ultra" from your device's Bluetooth list.

3. Bose App Installation

Download the Bose app from your device's app store. The app provides access to software updates, personalized audio settings, and advanced features like CustomTune technology and various listening modes.

OPERATING INSTRUCTIONS

1. Power On/Off

Locate the power button on the headphone earcup. Press and hold to power on or off.

2. Noise Control Modes

The headphones offer multiple noise control modes:

- **Quiet Mode:** Provides Bose's best noise cancellation, ideal for minimizing distractions.
- **Aware Mode:** Allows you to hear your surroundings while still enjoying your audio.
- **Immersion Mode:** Combines noise cancellation with Bose Immersive Audio for an expanded sound experience.
- **Cinema Mode:** Spatializes and balances background sound and effects for a movie-like audio experience.

Switch between modes using the dedicated button on the earcup or via the Bose app.

3. Spatialized Audio & CustomTune

Bose Immersive Audio expands sound, placing it in front of you for a more natural listening experience. CustomTune technology analyzes your ear shape to personalize audio performance, ensuring optimal sound delivery.

4. Controls

The headphones feature button controls for playback, volume, and call management. Refer to the safety sheet for detailed button functions.

5. USB Audio

For wired listening, connect the USB-C to USB-C cable to a compatible device. This provides lossless audio for high-fidelity sound.

6. Built-in Microphones

Noise-rejecting microphones focus on your voice, while AI-based background noise suppression filters out environmental sounds and wind for clear phone calls.

7. Battery Life

Enjoy up to 30 hours of play time (23 hours with Immersive Audio enabled). The headphones can be charged while in use.

MAINTENANCE

- **Cleaning:** Wipe the headphones with a soft, dry cloth. Do not use liquid cleaners or solvents.

- **Storage:** Store the headphones in their protective case when not in use to prevent damage.
- **Battery Care:** Avoid fully discharging the battery frequently. Charge regularly to prolong battery life.

TROUBLESHOOTING

- **No Power:** Ensure the headphones are charged.
- **No Audio:** Check Bluetooth connection, volume levels, and ensure the correct audio source is selected.
- **Poor Noise Cancellation:** Ensure earcups form a tight seal around your ears. Adjust fit if necessary.
- **Connection Issues:** Try restarting the headphones and your device. Re-pair if needed.

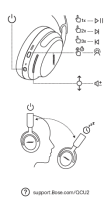
SPECIFICATIONS






Brand	Bose
Model Name	Bose QuietComfort Ultra Headphones (2nd Gen)
Connectivity Technology	Wireless (Bluetooth 5.4)
Noise Control	Active Noise Cancellation
Battery Life	Up to 30 Hours (23 with Immersive Audio)
Charging Time	3 Hours
Headphones Jack	3.5 mm Jack (2.5mm-to-3.5mm audio cable included)
Item Weight	0.48 Kilograms (1.06 pounds)
Product Dimensions	8.41 x 6.12 x 2.19 inches

WARRANTY AND SUPPORT

For warranty information, technical support, and the latest software updates, please refer to the Bose app or visit the official Bose support website. The Bose app is essential for ensuring optimal functionality and accessing all features. Visit the [Bose Store](#) for more product information.

Related Documents - QuietComfort Ultra Headphones (2nd Gen)

	<p>Bose QuietComfort Ultra Headphones (2nd Gen) User Manual and Safety Guide</p> <p>User manual for Bose QuietComfort Ultra Headphones (2nd Gen). Covers safety, setup, controls, noise cancellation, immersive audio, connectivity, battery, care, and troubleshooting. Find support at support.Bose.com/QCU2.</p>
---	---

	<p>Bose QuietComfort Ultra Headphones (2nd Gen) User Manual and Safety Guide</p> <p>Comprehensive user manual and safety guide for the Bose QuietComfort Ultra Headphones (2nd Gen), covering features like noise cancellation, immersive audio, Bluetooth connectivity, setup, and regulatory compliance.</p>
	<p>Bose QuietComfort Ultra Headphones (2nd Gen) - User Manual and Safety Information</p> <p>Comprehensive guide to the Bose QuietComfort Ultra Headphones (2nd Gen), covering safety instructions, regulatory information, setup, features, care, and troubleshooting. Learn how to connect, use, and maintain your headphones.</p>
	<p>Bose QuietComfort Ultra Earbuds (2nd Gen) Setup and Touch Controls</p> <p>Official setup and touch control instructions for Bose QuietComfort Ultra Earbuds (2nd Gen). Learn how to get started with your noise-cancelling Bluetooth earbuds.</p>
	<p>Bose QuietComfort Ultra Headphones Troubleshooting: Reset, Restore, and Update</p> <p>Comprehensive guide to troubleshooting your Bose QuietComfort Ultra headphones. Learn how to reset, restore to factory settings, and update firmware with clear, step-by-step instructions.</p>
	<p>Bose QuietComfort Ultra Earbuds (2nd Gen) User Manual and Safety Guide</p> <p>Comprehensive user manual and safety guide for the Bose QuietComfort Ultra Earbuds (2nd Gen), covering setup, features, care, and troubleshooting. Learn about noise cancellation, Immersive Audio, and Bluetooth connectivity.</p>