

Conyat H63

Conyat AI Language Translator Earbuds H63

User Manual

1. INTRODUCTION

The Conyat AI Language Translator Earbuds H63 offer a versatile 3-in-1 solution for communication, music, and calls. These earbuds provide real-time translation across 164 languages with up to 99% accuracy, utilizing advanced AI algorithms. Designed for seamless communication, they integrate music playback and call functions, enhancing efficiency for various uses.

The earbuds feature 13mm diaphragm speaker drivers for clear audio and built-in microphones for clear communication. They are designed for long-lasting convenience, whether for translation or entertainment.



Image 1.1: Overview of Conyat H63 Earbuds features including battery life, Bluetooth version, sound quality, water resistance, controls, charging, and core functions.



164 languages How to use

(For two-person communication, please wear headphones)

1. Click the talk button to start the conversation, and the headphones will automatically recognize, translate and announce the spoken content.
2. Click the language switch button in the upper right corner, there are 164 languages to choose from, and you can switch between the two languages.



Image 1.2: Illustration of the real-time translation capability, demonstrating communication across different languages with high accuracy and speed.

2. WHAT'S IN THE BOX

Verify that all items are present in the package:

- Conyat AI Language Translator Earbuds (H63)
- Charging Case
- USB Charging Cable
- Ear Cushions (various sizes)
- User Manual

Image 2.1: All components included in the Conyat H63 Earbuds retail package.

3. SETUP

3.1 Charging the Earbuds and Case

Before first use, fully charge the earbuds and charging case. Place the earbuds into the charging case. Connect the USB charging cable to the charging case and a power source. The digital power display on the case will indicate the charging status.

- A full charge provides approximately 8 hours of listening time for the earbuds.
- The charging case extends total listening time up to 40 hours.

3.2 App Installation and Connection

The Conyat H63 earbuds require the "EarDance" application for translation functions. Follow these steps to set up the app and connect your device:

1. **Download the "EarDance" App:** Scan the QR code provided in the user manual or use the link below to download the "EarDance" app on your smartphone.

App Download Link: <https://earjoy.watchfun.cn/app-download-h5?appCode=eardance>

2. **Start the App and Connect:** Open the "EarDance" app. The app will automatically attempt to connect to the earbuds. Ensure Bluetooth is enabled on your phone and the earbuds are powered on

and discoverable.

3. **Bind Device:** After connecting, navigate to the "My" page within the app and select "Bind Device" to link your earbuds to your account.
4. **Authorization:** Scan or manually enter the authorization QR code found on the packaging box. Once authorized, you can begin using the translation features.



Image 3.1: Step-by-step instructions for connecting the earbuds to the "EarDance" application.

4. OPERATING MODES

The Conyat H63 earbuds offer six distinct translation modes to suit various communication scenarios:

4.1 Free Talk Mode

In Free Talk mode, the earbuds automatically detect and translate speech in real-time. This mode is ideal for two-person conversations where both individuals wear an earbud. Simply click the talk button in the app to start the conversation. The headphones will automatically recognize, translate, and announce the spoken content. You can switch between 164 languages using the language switch button in the upper right corner of the app.



Image 4.1: How to use Free Talk Mode for two-person communication.

4.2 Headphone + Phone Mode

This mode is suitable for situations like ordering food or business negotiations. One user wears an earbud, and the other person listens to the translation through the phone's speaker. Initiate seamless two-way

communication by having one user double-tap the earbud while the other presses the dedicated app button.



Image 4.2: Using Headphone + Phone Mode for interactive communication.

4.3 Translation Machine Mode

This mode functions similarly to a traditional handheld translator. Once the app is downloaded and set up, the device acts as a classic translator, providing a seamless multilingual translation experience for easy communication across languages.

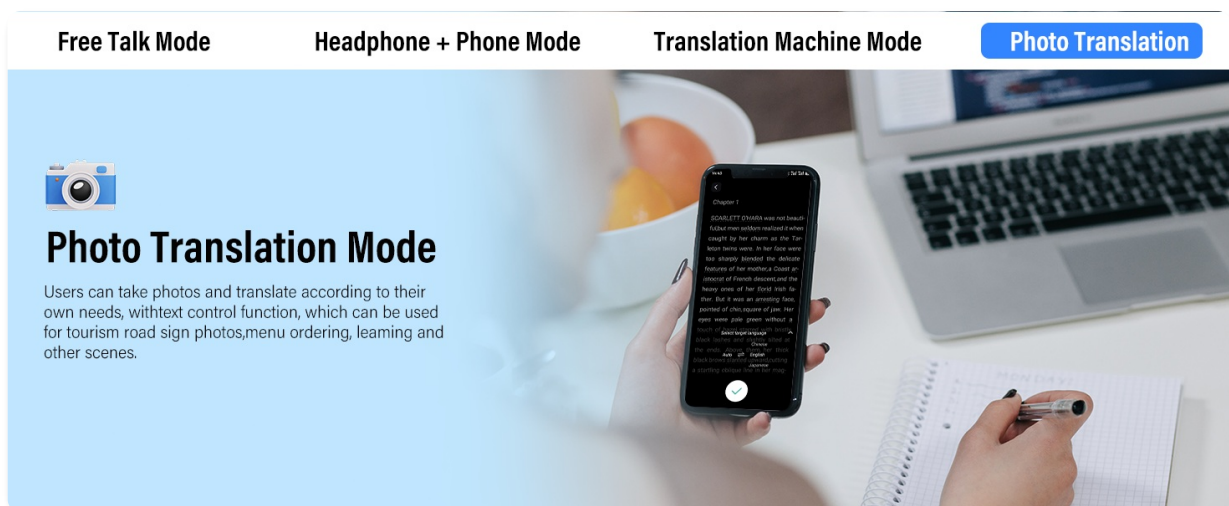


Image 4.3: Translation Machine Mode in action, mimicking a traditional translator device.

4.4 Photo Translation Mode

Users can take photos of text and translate them according to their needs. This mode includes a text control function, making it useful for translating road signs, menus, learning materials, and other text-based content.




Image 4.4: Using Photo Translation Mode for translating text from images.

4.5 Audio & Video Translation Mode

This mode allows for real-time translation during audio and video calls. To use this feature:

1. Select your language and the other party's language within the app.
2. Click the "Invite friends to talk" button and share the "Invite link" with your friends.
3. Friends open the "Invite link" to communicate in real-time without obstacles.

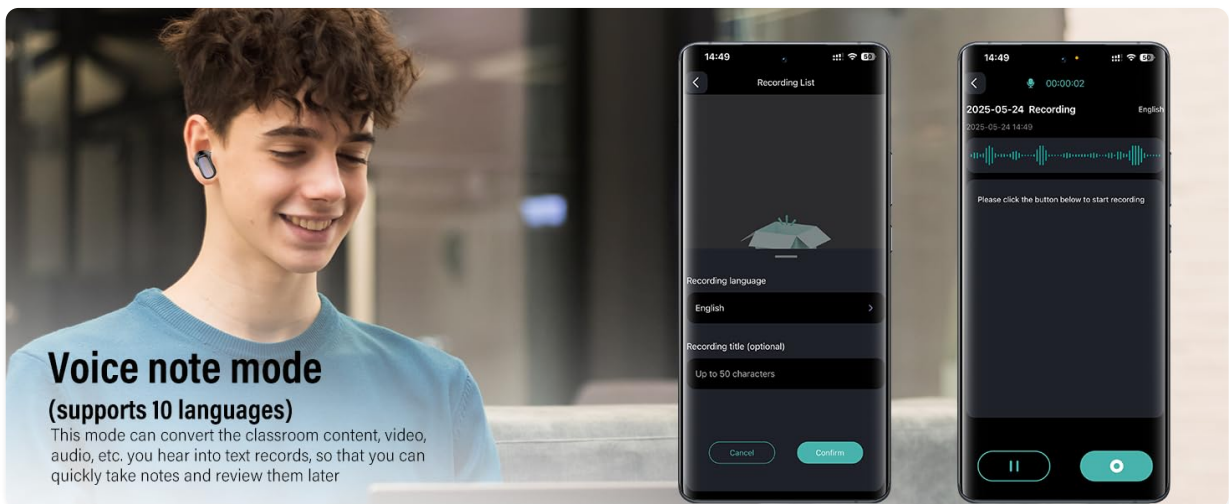


Image 4.5: Interface for Audio and Video Translation Mode.

4.6 Voice Note Mode

The Voice Note mode supports 10 languages and can convert spoken content from classrooms, videos, or audio into text records. This feature allows you to quickly take notes and review them later.



Image 4.6: Using Voice Note Mode to convert spoken content to text.

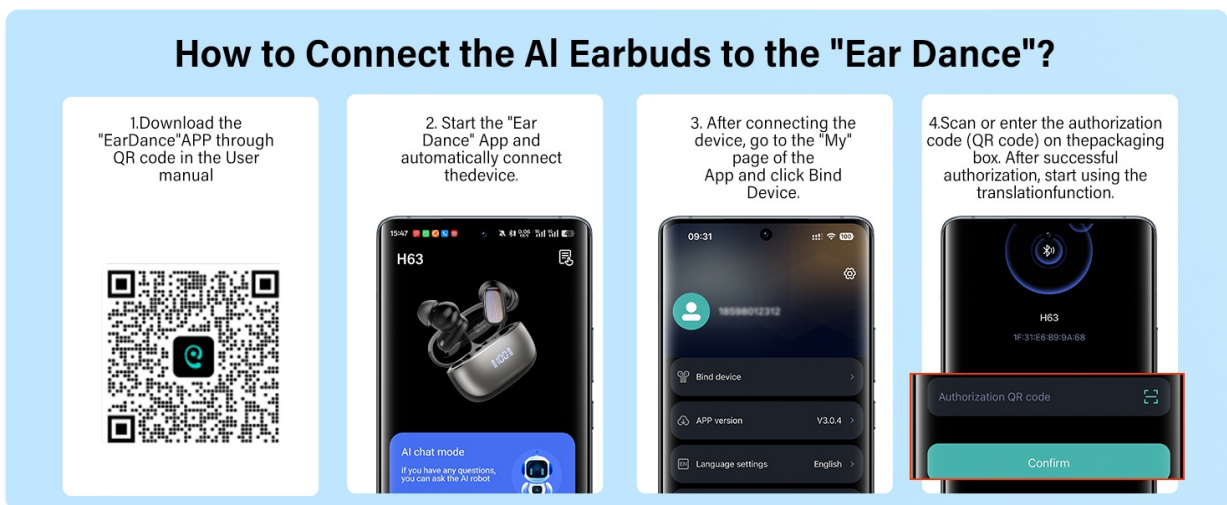


Image 4.7: Overview of the "EarDance" application interface and its various functions.

5. CONTROLS

The Conyat H63 earbuds feature intuitive fingerprint touch controls for managing audio playback, calls, and voice assistants:

- **Play/Pause:** Double-tap (X2)
- **Switch Song:** Tap and hold for 2 seconds (2S)
- **Adjust Volume:** Single tap (X1)
- **Reject Call/End Call:** Tap and hold for 2 seconds (2S)
- **Answer Call:** Single tap (X1)
- **Voice Assistant (Siri/Google Assistant):** Triple tap (X3)



Image 5.1: Detailed diagram of the touch control functions on the earbuds.

6. AUDIO FEATURES

The Conyat H63 earbuds are engineered for high-definition audio and clear communication:

- **HD Audio Quality:** Equipped with 13mm diaphragm speaker drivers, the earbuds deliver pristine audio across all music genres.
- **ENC Noise Cancellation:** Features an Environmental Noise Cancellation (ENC) microphone system that eliminates up to 40dB of external ambient noise, ensuring clear calls and translations even in noisy environments.



Image 6.1: Explanation of ENC Noise Cancellation technology.




Image 6.2: Internal structure showcasing the dynamic driver for audio output.

7. BATTERY LIFE

The Conyat H63 earbuds provide extended battery performance for prolonged use:

- **Single Charge:** Up to 8 hours of continuous listening time.
- **With Charging Case:** Total listening time extends up to 40 hours.
- **Digital Power Display:** The charging case features a digital display to show the remaining battery percentage of the case and individual earbuds.



Image 7.1: Battery life details and digital power display.

8. SPECIFICATIONS

Feature	Detail
Model Name	H63
Connectivity Technology	Wireless
Wireless Communication Technology	Bluetooth

Feature	Detail
Bluetooth Version	5.4
Audio Driver Type	Dynamic Driver
Water Resistance Level	Water Resistant (IPX7)
Control Method	Touch
Ear Placement	In Ear
Form Factor	In Ear
Material	Plastic, Silicone
Item Weight	3.52 ounces (0.1 Kilograms)
Batteries	1 12V battery required (included)
Special Features	AI-Powered Real-Time Translation, Multiple Translation Modes, HD Audio Quality, Built-In Microphones
Compatible Devices	Cellphones, Tablets, Laptops
Specific Uses	Travel, Business, Language Learning, Music Listening, Communication, Professional Use



Image 8.1: Bluetooth 5.4 technology for stable and efficient wireless connection.

Audio and video translation mode Method

1. Select "my" language and "the other party's" language;
2. Click the "Invite friends to talk" button and share the "Invite link" with friends. 3. Friends open the "Invite link" to communicate in real time without any obstacles.



Image 8.2: IPX7 water resistance for protection against splashes and sweat.

9. MAINTENANCE

Proper maintenance ensures the longevity and optimal performance of your Conyat H63 earbuds:

- **Cleaning:** Regularly clean the earbuds and charging case with a soft, dry, lint-free cloth. Avoid using abrasive materials or harsh chemicals.
- **Ear Cushions:** Remove and clean ear cushions periodically with mild soap and water, then ensure they are completely dry before reattaching.
- **Storage:** When not in use, store the earbuds in their charging case to protect them from dust and damage. Store in a cool, dry place away from extreme temperatures.
- **Charging Port:** Keep the USB-C charging port free of debris.

10. TROUBLESHOOTING

If you encounter issues with your Conyat H63 earbuds, refer to the following common troubleshooting steps:

- **No Power:** Ensure the earbuds and charging case are fully charged. Connect the charging case to a power source.
- **Cannot Pair/Connect:**
 - Ensure Bluetooth is enabled on your device.
 - Make sure the earbuds are within range (typically 10 meters).
 - Restart your phone and the earbuds.
 - Forget the device in your phone's Bluetooth settings and attempt to pair again.
- **No Sound:**
 - Check the volume levels on both your earbuds and your connected device.
 - Ensure the earbuds are properly seated in your ears.
 - Verify that the earbuds are connected to the correct audio output device.
- **Translation Issues:**
 - Ensure you have a stable internet connection for the "EarDance" app.
 - Verify that the correct source and target languages are selected in the app.
 - Speak clearly and at a moderate pace.

- Check microphone functionality in the app settings.
- **App Not Responding:** Close and reopen the "EarDance" app. If the issue persists, reinstall the app.

11. WARRANTY AND SUPPORT

Conyat is committed to providing quality products and customer satisfaction:

- **12-Month Quality Guarantee:** Your Conyat H63 earbuds are covered by a 12-month quality guarantee from the date of purchase.
- **30-Day Worry-Free Trial:** Enjoy a 30-day trial period to ensure complete satisfaction with your purchase.
- **24-Hour Customer Service:** For any questions, concerns, or technical support, please contact our customer service team, available 24 hours a day. Refer to the contact information provided in your product packaging or on the official Conyat website.



Image 11.1: Conyat's commitment to customer service and product quality.