

[Manuals.plus](#) /

> [OTTOCAST](#) /

> OTTOCAST Mirror Touch Wireless CarPlay Adapter - Bi-Directional Phone Mirroring & Dual Mode for Factory Wired CarPlay - Seamless iPhone & Android Integration

OTTOCAST CA505-T1

OTTOCAST Mirror Touch Wireless CarPlay Adapter

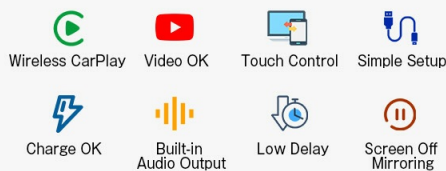
User Instruction Manual

INTRODUCTION

The OTTOCAST Mirror Touch Wireless CarPlay Adapter is designed to enhance your in-car experience by seamlessly integrating your smartphone with your vehicle's display. This innovative device offers bi-directional phone mirroring, allowing you to control your iPhone or Android device directly from your car's touchscreen. It also converts your factory wired CarPlay into a wireless system, providing unparalleled convenience and access to your favorite apps.

OTTOCAST Mirror Touch

Connect Phone & Car Seamlessly.
Mirror Touch Unlocks Entertainment.



The OTTOCAST Mirror Touch adapter seamlessly connects your phone to your car's display, enhancing your driving experience.

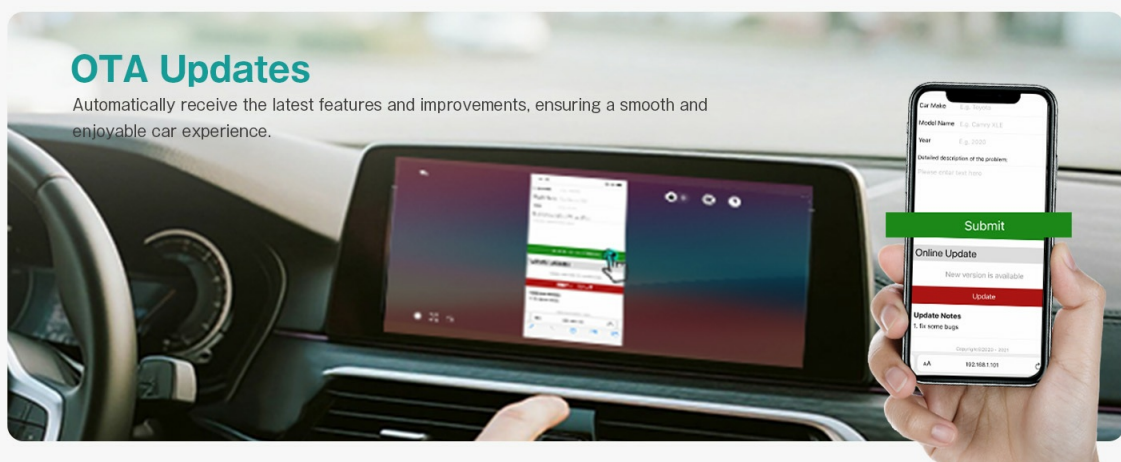
Key Features:

- **Bi-Directional Phone Mirroring:** Command your iPhone 15/16 Series or compatible Android phone directly from your car screen.
- **Wireless CarPlay:** Ditch the cables with seamless wireless CarPlay for 2016+ cars.
- **Mobile Cinema:** Mirror streaming apps like Netflix or YouTube to your dash.

- **Dual Mode Switching:** Easily switch between CarPlay and mirroring with a tap.
- **27W Fast Charging:** Keep your device powered without interruption during long trips.
- **Data Privacy:** Disconnect to instantly wipe all data for shared vehicles.

WHAT'S IN THE BOX

- Ottocast Mini (MirrorTouch) x 1
- 90° USB Plug Adapter (Type A to A) x 1
- USB Plug Adapter (Type A to C) x 1
- User Manual x 1



The package includes the Ottocast Mirror Touch device, various USB adapters, and the user manual.

COMPATIBILITY

Phone Compatibility:

For iOS users: All iPhone 15 & 16 models (iPhone 15, iPhone 15 Plus, iPhone 15 Pro, iPhone 15 Pro Max, iPhone 16, iPhone 16 Plus, iPhone 16 Pro, iPhone 16 Pro Max).

For Android users: Must support DisplayPort (DP) Screen Mirroring. Known compatible models include: Samsung Galaxy S25/S25+/S25 Ultra, S24/S24 FE, S23/S23+/S23 Ultra, S22/S22 Ultra, S21/S21+/S20/S20+, S10/S10+, Note 20 Ultra, Z Fold6, Z Flip6, Z Fold (HK Version), Z Flip (EU Version), Pixel 9 Pro/9 Pro fold, Pixel 8A/8, Xperia 1 III/1 VI/5 III/5 V, Moto Edge 50+.

Vehicle Compatibility:

Compatible with 98% of vehicles (2016 or later) that have factory-installed wired CarPlay.

Compatibility



iPhone 16
iPhone 16 Plus
iPhone 16 Pro
iPhone 16 Pro Max
iPhone 15
iPhone 15 Plus
iPhone15 Pro
iPhone 15 Pro Max

For iOS users:

All iPhone 15 & 16 models.



Pixel 9 Pro fold / Pixel 9 Pro
Pixel 8A / Pixel 8

Xperia 1 III / Xperia 1 VI
Xperia 5 III / Xperia 5 IV
Xperia 5 V

S25, S25+, S25 Ultra S24,
S24 FE, S23 S23+ S22, S22 Ultra,
S21, S21+ S20+, S10 5G, S10+

Attention Android users:

Please confirm your phone supports DisplayPort for seamless compatibility



Scan the code
to easily check if your
device is supported.

Vehicle Compatibility

Compatible with **98%** of
vehicles with **wired CarPlay**.



Scan the QR code in the user manual or visit adaptermannual.com to easily check if your device is supported.

SETUP

Initial Connection (Wired CarPlay to Wireless):

1. Plug the Ottocast Mirror Touch adapter into your car's USB port (the one used for wired CarPlay).
2. On your iPhone, go to Settings > Bluetooth and ensure Bluetooth is enabled.
3. On your car's display, select the CarPlay icon.
4. On your iPhone, find and select the Bluetooth device named "CAR-xxxx" (where xxxx is a unique identifier) and confirm the pairing request.

5. Allow contacts and favorites sync if prompted.
6. Once paired, CarPlay will launch wirelessly on your car's screen.

This video demonstrates the quick setup process to convert your wired CarPlay to wireless functionality using the Ottocast adapter.

Wireless CarPlay Setup:

1. Ensure the Ottocast adapter is plugged into your car's USB port.
2. On your car's display, select the CarPlay icon.
3. On your iPhone, go to Settings > Bluetooth and connect to the device named "CAR-xxxx".
4. Confirm the pairing request and allow sync if prompted.
5. CarPlay will now connect wirelessly.

Auto-Optimized for Any App & Screen

OTTOCAST Mirror Touch automatically adjusts screen size for a perfect fit, no matter which app you use. Your phone's display seamlessly adapts to your car's monitor, making everything easier to see and control. Compatible with all car models and apps — enjoy flexible, hassle-free viewing every time.



Follow these simple steps to enable wireless CarPlay in your vehicle.

iOS Mirroring & Touch Control Setup:

1. Connect the Ottocast adapter to your car and your iPhone (iPhone 15 and newer models are supported).
2. On your car's display, tap the iOS Mirror icon.
3. Follow the on-screen prompts to finish the setup. Touch control activates automatically after setup.



Control your iPhone screen directly from your car's display with just three easy steps.

Android Mirroring Setup:

1. Connect your Android phone (must support DisplayPort output) to the Ottocast adapter.

2. On your car's display, tap the Android Mirror icon.
3. The setup is complete. This feature works only with Android phones that support DP (DisplayPort) output.


Screen Off Audio Plays Seamlessly

| | iPhone (Apple) | Android |
|--------------------------|---|---|
| 🖥️ Screen mirroring | Supported (AirPlay required) | Limited mirroring |
| 🔊 screen off Audio plays | Supports Spotify, Apple Music, and more | Audio often stops when screen turns off |

Why iPhone supports screen-off playback?
AirPlay enables seamless wireless streaming even when your screen is off.

What about Android?
 Android apps usually pause because of copyright or battery limits.

- **CarPlay:** Music and video playback requires your phone screen to stay on.
- **OTTOCAST Mirror Touch:** Supports audio streaming even when your phone screen is off — saves power and keeps your drive safer!



Mirror your Android phone screen directly onto your car's display for enhanced functionality.

OPERATING INSTRUCTIONS

Bi-Directional Phone Mirroring:

The Mirror Touch adapter allows you to fully control your mirrored phone screen directly from your car's touchscreen. This eliminates the need to interact with your phone while driving, enhancing safety and convenience. You can navigate apps, browse content, and interact as if you were holding your phone.

OTTOCAST Mirror Touch



OTTOCAST Mirror Touch World's First! Mirror & Control Your Phone on Your Car Screen

Mirror your phone on your car display and control it directly from the touchscreen—an innovative all-in-one solution.

Navigation, video, and social media—more intuitive and seamless than ever.



Experience revolutionary control by commanding your iPhone or Android device directly from your car screen.

Seamless Charging & Mirroring:

The device supports 27W fast charging, ensuring your phone remains powered even during extended mirroring sessions. This is ideal for long road trips or when using power-intensive applications like navigation or video streaming.

Say Goodbye to Frustrating Mirroring!



OTTOCAST Mirror Touch

Near-zero lag.

✓ Support screen mirroring.

✓ Touch & control directly.

Supports YouTube, Netflix & more



Old products:



Laggy & slow.



✗ No screen mirroring



✗ No touch control



Limited app support

Keep your phone powered during navigation and video streaming with seamless charging while mirroring.

Video Playback & Streaming:

Unlock a world of entertainment by mirroring video streaming services like Netflix and YouTube directly to your car's display. This feature is perfect for passengers or for enjoying content while parked.

This video demonstrates the capabilities of the Ottocast Mirror Touch for next-level car technology, including video streaming.

Audio & Video Quality:

The Mirror Touch adapter provides lossless HD transmission for both audio and video, ensuring crisp visuals and clear sound through your car's audio system. It also boasts ultra-low latency (approx. 80ms), minimizing lag and stutter for a smooth experience.

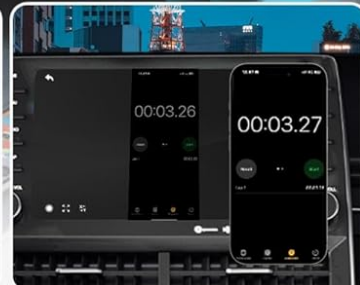
High-Quality Audio & Video Mirroring Experience!



Lossless HD
Transmission



Supports Built-in
Audio System



No Lag,
No Noise

Enjoy a high-quality audio and video mirroring experience with lossless transmission and minimal latency.

MAINTENANCE

- **Cleaning:** Use a soft, dry cloth to clean the device. Avoid liquid cleaners or abrasive materials.
- **Storage:** When not in use, store the adapter in a cool, dry place away from direct sunlight and extreme temperatures.
- **Software Updates:** The device supports OTA (Over-The-Air) updates to automatically receive the latest features and improvements. Check for updates periodically through the device's interface on your car screen or phone.

Big Screen, Better Driving!



Crystal-Clear Navigation.
Drive safer and smarter.



Enjoy the wait.
Turn boring waits into fun moments with a big screen.



Family trips made fun.
Big screen & immersive sound keep everyone entertained on the road.



Camp with friends.
Watch movies and play games together on a stunning big display.

Keep your device updated with the latest features and improvements through convenient OTA updates.

TROUBLESHOOTING

- **Device Not Connecting:** Ensure the adapter is securely plugged into the car's USB port. Check your phone's Bluetooth settings to confirm it's paired with the "CAR-xxxx" device. Restart your phone and car's infotainment system if issues persist.
- **No Audio/Video During Mirroring:** Verify that your phone's volume is up and that the car's audio input is set correctly. For some apps, ensure background playback is enabled on your phone.
- **Lag or Delay:** While the device has ultra-low latency, ensure your phone's background apps are closed to free up resources. Check for any available software updates for the Ottocast adapter.
- **Screen Distortion:** If the mirrored picture appears distorted, try adjusting the display settings on your phone or the car's infotainment system. Ensure your phone's display output supports the resolution of your car screen.
- **Privacy Concerns:** If you lend your car or rent one, you can easily disconnect the device to wipe all personal data instantly, ensuring your privacy.

SPECIFICATIONS

| Feature | Detail |
|--------------------|---------------------------|
| Product Dimensions | 6.34 x 3.86 x 1.89 inches |
| Item Weight | 7.3 ounces |
| ASIN | B0FDJVVH7C |
| Item Model Number | CA505-T1 |
| Manufacturer | OTTOCAST |
| Country of Origin | China |

Color

Black

WARRANTY & SUPPORT

OTTOCAST products are built with quality and reliability in mind, holding multiple certifications to ensure performance and safety.



OTTOCAST products are backed by industry-leading certifications.

For any technical support, warranty claims, or inquiries, please contact OTTOCAST customer service directly. You can reach them via email at support@ottocast.com or visit their official website at www.ottocast.com.