

## Manuals+

[Q & A](#) | [Deep Search](#) | [Upload](#)

manuals.plus /

- › [SONRU](#) /
- › [SONRU Wireless Earbuds S57 and 120W USB C Car Charger User Manual](#)

### SONRU S57 Earbuds and 120W Car Charger

# SONRU Wireless Earbuds S57 and 120W USB C Car Charger User Manual

## 1. INTRODUCTION

This manual provides detailed instructions for the SONRU Wireless Earbuds S57 and the SONRU 120W USB C Car Charger. Please read this manual thoroughly before using the products to ensure proper operation and to maximize their lifespan. Keep this manual for future reference.



Image 1.1: SONRU Wireless Earbuds S57 and 120W USB C Car Charger. This image displays both the red wireless earbuds in their charging case and the red and black car charger with its coiled USB-C cable.

## 2. PRODUCT OVERVIEW

### 2.1 SONRU Wireless Earbuds S57

The SONRU S57 Wireless Earbuds are designed for high-fidelity audio and comfortable wear. They feature Bluetooth 5.3 connectivity, 13mm speakers, and smart touch controls.

- **HiFi Stereo Sound:** Equipped with 13mm speakers and a triple-layer composite diaphragm for clear highs, powerful bass, and balanced mids.
- **Bluetooth 5.3:** Ensures faster and more stable signal transmission for a reliable wireless connection up to 33 feet.
- **Ergonomic Design:** In-ear curved design with S-M-L earbud sizes for a secure and comfortable fit during various activities.
- **Smart Touch Control:** Allows for easy management of music, calls, volume, and voice assistant directly from the earbuds.
- **LED Power Display:** The charging case features a digital LED display to show the charge level of both the case and the earbuds.

## Stereo Super Long Battery Life to **40 Hours**



**8<sub>h</sub>**

Single Charge

**32<sub>h</sub>**

Charging Case

**<2<sub>h</sub>**

Charging Time

Image 2.1: Internal components of the SONRU S57 Earbud, highlighting the 13mm speaker driver and Bluetooth 5.3 chip for Hi-Fi stereo sound.



Image 2.2: Dimensions of the SONRU S57 earbuds and their charging case, illustrating their compact and lightweight design.

## 2.2 SONRU 120W USB C Car Charger

The SONRU 120W USB C Car Charger is a 3-in-1 adapter designed to provide fast charging for multiple devices in your vehicle.

- **High Power Output:** Delivers up to 120W total power.
- **Multiple Ports:** Features a USB-A port (18W QC3.0) and a USB-C port (30W PD), along with a car lighter socket.
- **Integrated Cable:** Includes a coiled USB-C cable for convenience.



## Fast Charging for 3 Devices



Image 2.3: The SONRU 120W USB C Car Charger connected to a car's cigarette lighter socket, simultaneously charging a smartphone via its integrated USB-C cable and another device via the USB-A port.

### 3. SETUP AND PAIRING

#### 3.1 Initial Charging (Earbuds)

1. Place both earbuds into the charging case.
2. Connect the charging case to a power source using a USB-C cable.
3. The LED display on the charging case will show the battery percentage, flashing from 1 to 100 during charging. The L&R bars will flash when the earbuds are charging.
4. Ensure the earbuds and case are fully charged before first use.

## Ergonomic Design and Comfortable to Wear



Image 3.1: The SONRU S57 charging case displaying its digital battery percentage and individual earbud charging status indicators.

### 3.2 Bluetooth Pairing (Earbuds)

The S57 earbuds feature one-step automatic pairing.

1. Open the charging case. The earbuds will automatically power on and enter pairing mode.
2. On your device (smartphone, tablet, laptop), enable Bluetooth.
3. Search for available Bluetooth devices and select "S57" from the list.
4. Once connected, the earbuds will automatically pair with your device whenever you take them out of the charging case.



# One-step Auto Pairing If Once Paired



Image 3.2: A smartphone screen showing the "S57" earbuds successfully connected via Bluetooth, demonstrating the one-step auto-pairing feature.

## 3.3 Car Charger Installation

1. Insert the SONRU 120W USB C Car Charger firmly into your vehicle's 12V/24V cigarette lighter socket.
2. Ensure a secure connection. The charger is now ready to power your devices.

## 4. OPERATING INSTRUCTIONS

### 4.1 Wearing the Earbuds

1. Select the ear tip size (S, M, L) that provides the most comfortable and secure fit for your ears.
2. Gently insert the earbuds into your ear canals, rotating them slightly until they feel snug and stable.

# Digital Power Display OF Charging Status



Charging status  
of earphone



Image 4.1: A person wearing the SONRU S57 earbuds, demonstrating their ergonomic design for comfortable and secure placement in the ear.

## 4.2 Smart Touch Controls (Earbuds)

The S57 earbuds feature intuitive touch controls on the outer surface of each earbud.

Action	Control
Play/Pause Music	Single tap on either earbud
Next Track	Double tap on the right earbud
Previous Track	Double tap on the left earbud
Volume Up	Triple tap on the right earbud
Volume Down	Triple tap on the left earbud

Action	Control
Answer/End Call	Single tap on either earbud
Reject Call	Long press on either earbud
Activate Voice Assistant	Long press on either earbud (when not on a call)



Image 4.2: A visual representation of the touch control functions on the SONRU S57 earbuds, including play/pause, volume adjustment, track skipping, call management, and voice assistant activation.

4.3 Using the Car Charger

Once installed, the car charger can be used to power and charge your devices.

- **USB-C Port:** Use the integrated coiled USB-C cable or plug your own USB-C cable into the port for fast charging compatible devices (up to 30W).
- **USB-A Port:** Plug your USB-A charging cable into this port for Quick Charge 3.0 compatible devices (up to 18W).



- **Car Lighter Socket:** This port can be used to power other 12V/24V car accessories.

## 5. BATTERY AND CHARGING

### 5.1 Earbuds Battery Life

- **Single Charge:** Up to 8 hours of playback.
- **With Charging Case:** Up to 40 hours of total music playback (using the 300mAh battery capacity of the charging case).

### 5.2 Charging the Case

The charging case can be fully recharged in less than 2 hours.

- Connect the charging case to a USB power adapter using a USB-C cable.
- The digital LED display will indicate the charging progress.

## 6. SPECIFICATIONS

### 6.1 SONRU Wireless Earbuds S57

- **Bluetooth Version:** 5.3
- **Speaker Size:** 13mm
- **Playback Time (Earbuds):** Up to 8 hours (single charge)
- **Total Playback Time (with Case):** Up to 40 hours
- **Charging Case Battery Capacity:** 300mAh
- **Charging Time (Case):** Less than 2 hours
- **Wireless Range:** Approximately 33 feet (10 meters) without interference

### 6.2 SONRU 120W USB C Car Charger

- **Total Power Output:** 120W
- **USB-A Output:** 18W (Quick Charge 3.0)
- **USB-C Output:** 30W (Power Delivery)
- **Input Voltage:** 12V/24V DC

## 7. MAINTENANCE

### 7.1 Cleaning

- Regularly clean the earbuds, charging contacts, and charging case with a soft, dry, lint-free cloth.
- Do not use harsh chemicals, cleaning solvents, or strong detergents.
- Ensure all components are dry before placing earbuds back into the case or connecting to power.

### 7.2 Storage

- Store the products in a cool, dry place away from extreme temperatures and direct sunlight.
- Keep the earbuds in their charging case when not in use to protect them and keep them charged.

## 8. TROUBLESHOOTING

8.1 Earbuds Pairing Issues

- **Earbuds not connecting:** Ensure Bluetooth is enabled on your device and the earbuds are out of the charging case. Try turning Bluetooth off and on again on your device.
- **Only one earbud working:** Place both earbuds back into the charging case, close the lid, wait a few seconds, then open the lid and try pairing again.
- **Cannot find "S57" in Bluetooth list:** Ensure the earbuds are charged. Try resetting your device's Bluetooth settings or restarting your device.

8.2 Sound Issues

- **No sound:** Check the volume level on both your device and the earbuds. Ensure the earbuds are properly paired.
- **Low sound quality:** Ensure the earbuds are clean and properly seated in your ears. Try moving closer to your connected device to avoid interference.

8.3 Charging Issues



- **Earbuds not charging in case:** Ensure the charging contacts on both the earbuds and the case are clean and dry. Verify the case has sufficient power.
- **Charging case not charging:** Ensure the USB-C cable and power adapter are working correctly. Check the connection to the charging port.
- **Car charger not working:** Ensure the car charger is firmly seated in the cigarette lighter socket. Check your vehicle's fuse for the cigarette lighter if no power is detected.





9. WARRANTY AND SUPPORT

SONRU products are designed for reliability and performance. For warranty information, technical support, or customer service inquiries, please refer to the contact information provided with your purchase or visit the official SONRU website.

Please retain your proof of purchase for warranty claims.

Related Documents - S57 Earbuds and 120W Car Charger

	<p><a href="#">J52 Drahtloser Audioempfänger/-sender Benutzerhandbuch</a></p> <p>Erfahren Sie, wie Sie den J52 2-in-1 Wireless Audio Adapter als Sender (TX) oder Empfänger (RX) verwenden. Dieses Handbuch enthält Anleitungen zur Kopplung, Fehlerbehebung und Spezifikationen für den SONRU J52 Bluetooth-Adapter.</p>
	<p><a href="#">PSIER SP05 Open Ear Wireless Headphones User Manual</a></p> <p>User manual for the PSIER SP05 Open Ear Wireless Headphones, detailing product contents, specifications, pairing, controls, charging, warranty, and safety information.</p>

	<p><a href="#">T81 Bluetooth FM Transmitter User Manual</a></p> <p>This document provides instructions for using the T81 Bluetooth FM Transmitter, a car adapter that enables hands-free calls, music streaming, and charging.</p>
	<p><a href="#">I11 Wireless Earbuds FAQ: Range, Connectivity, and Features</a></p> <p>Frequently asked questions about the I11 wireless Bluetooth earbuds, covering topics like Bluetooth range, pairing with new devices, suitability for fitness, iPhone compatibility, battery life, waterproofing (IPX7), and ear tip sizes.</p>
	<p><a href="#">J55 Wireless Earbuds Instruction Manual</a></p> <p>Comprehensive instruction manual for J55 Wireless Earbuds, covering warranty activation, Bluetooth connection, touch controls, troubleshooting, and technical specifications. Learn how to operate and maintain your J55 headphones.</p>
	<p><a href="#">Thlevel 36W Quick Charge 3.0 Car USB Adapter - Instruction Manual</a></p> <p>Official instruction manual for the Thlevel Cigarette Lighter USB Adapter. Learn about its specifications, features, notes, and package contents for fast charging Android and iOS devices.</p>