

## LIGE EF6-A

# LIGE EF6-A Military Smartwatch User Manual

Model: EF6-A | Brand: LIGE

[Setup](#)

[Operating](#)

[Maintenance](#)

[Troubleshooting](#)

[Specifications](#)

[Warranty & Support](#)

## 1. SETUP

### 1.1 Unboxing and Initial Inspection

Upon receiving your LIGE EF6-A Smartwatch, carefully open the packaging and inspect all contents. The package should include the smartwatch, a charging cable, a silicone strap, a stainless steel strap, and a strap adjuster tool.

Your browser does not support the video tag.

**Video Description:** An unboxing video of the LIGE EF18 Smartwatch, demonstrating the contents of the package including the watch, straps, and charging accessories. This video is relevant for understanding the typical unboxing experience and included items for LIGE smartwatches.

### 1.2 Charging the Smartwatch

Before first use, fully charge your smartwatch. Connect the magnetic charging cable to the charging points on the back of the watch and plug the USB end into a power source (e.g., mobile power, laptop, car charger, or adapter). A full charge takes approximately 2 hours.

# SMART WATCHES FOR MEN

- Make/Answer Call & Message Notification
- AMOLED Screen Always On Display
- For Husband, Dad, Friends, Colleagues
- LED Flashlight
- Rugged and Durable
- 110+ Sport Modes
- 24H/7D Health Monitoring



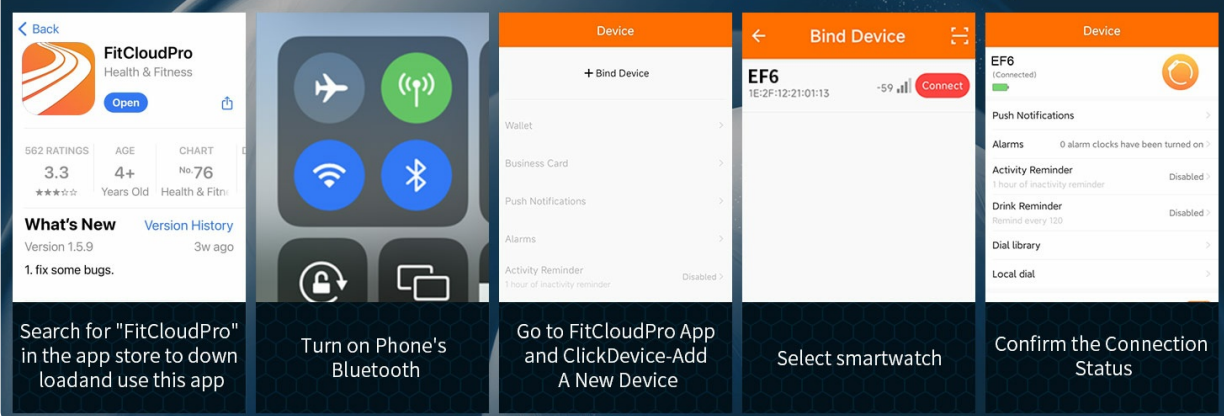
**Image Description:** A LIGE EF6-A Smartwatch being charged magnetically, highlighting its 530 mAh battery capacity and charging time of 2 hours, with usage estimates of 7-15 days in normal mode and 40+ days in standby mode.

## 1.3 App Installation and Device Pairing

To unlock the full functionality of your LIGE EF6-A Smartwatch, download the **FitCloudPro** app on your smartphone. The app is compatible with Android 4.4+ and iOS 8.0+ devices with Bluetooth 5.0 or above.

1. Scan the QR code displayed on the watch or in the user manual to download the **FitCloudPro** app from the App Store or Google Play.
2. Enable Bluetooth on your smartphone.
3. Open the **FitCloudPro** app, navigate to 'Device', and select 'Add a New Device'.
4. Select 'EF6' from the list of available devices and confirm the connection.
5. Grant necessary permissions for notifications, contacts, and call history when prompted.

## Download "FitCloudPro" from the App Store



**Image Description:** A visual guide showing the steps to download the FitCloudPro app, enable Bluetooth, add a new device (EF6), and confirm connection status for the LIGE EF6-A Smartwatch.

Your browser does not support the video tag.

**Video Description:** A detailed video demonstrating the process of setting up and pairing the smartwatch with a smartphone using the FitCloudPro app, including strap changes and various watch functions.

## 1.4 Strap Installation and Adjustment

The LIGE EF6-A Smartwatch comes with both a silicone strap and a stainless steel strap. You can easily switch between them using the quick-release pins. For the stainless steel strap, use the provided adjuster

tool to remove or add links for a comfortable fit.

Your browser does not support the video tag.

**Video Description:** An unboxing video of the LIGE EF18 Smartwatch, demonstrating the contents of the package including the watch, straps, and charging accessories. This video is relevant for understanding the typical unboxing experience and included items for LIGE smartwatches, including strap changes.

## 2. OPERATING THE SMARTWATCH

### 2.1 Basic Navigation

The LIGE EF6-A Smartwatch features a 1.43-inch AMOLED full-touch screen. Swipe left, right, up, or down to navigate through menus and access various functions. Use the physical buttons on the side for quick access to specific features or to return to the home screen.

### 2.2 Bluetooth Calls and Message Notifications

Once paired with your smartphone, the smartwatch allows you to make and answer calls directly from your wrist using its built-in microphone and speaker. You will also receive real-time notifications for social apps, SMS, and emails.



**Image Description:** The LIGE EF6-A Smartwatch displaying an incoming call and various social media notifications, illustrating its Bluetooth call and message notification capabilities.

Your browser does not support the video tag.

**Video Description:** A video showcasing the Bluetooth call functionality of the LIGE Military Smart Watch, demonstrating how to answer and make calls directly from the watch.

### 2.3 Built-in LED Flashlight

The smartwatch includes an ultra-bright LED flashlight (approx. 150 lumens) that can be activated with a single press of the designated button on the left side of the watch. This feature is useful for outdoor activities or in low-light conditions.

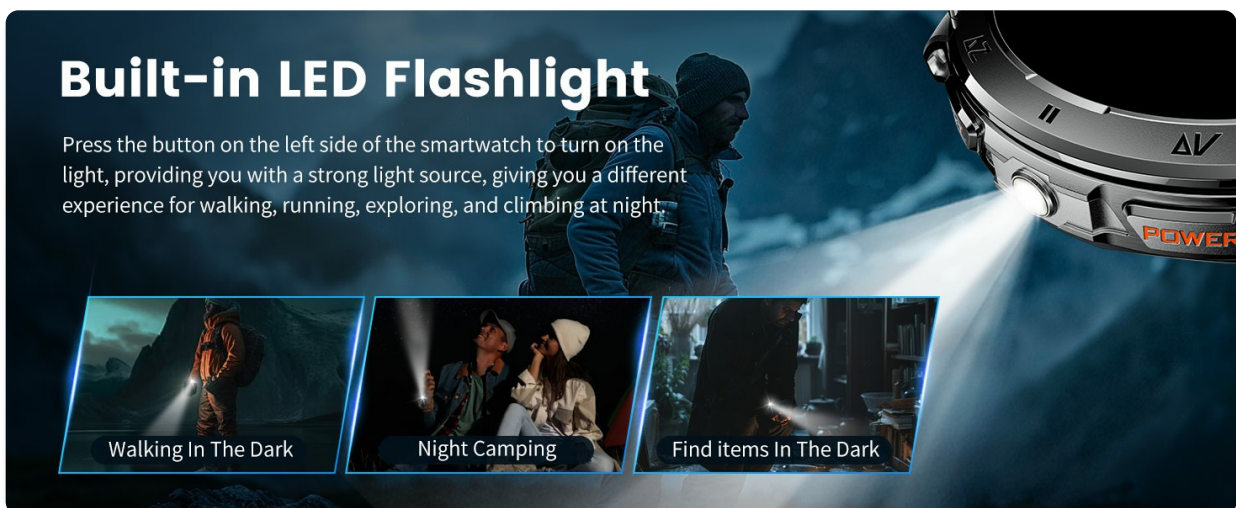




**Image Description:** The LIGE EF6-A Smartwatch demonstrating its built-in LED flashlight function, showing its use in various dark environments like walking, night camping, and finding items.

## 2.4 110+ Sports Modes

Track your daily exercise data with over 110 sports modes, including walking, running, hiking, cycling, and more. The watch records metrics such as steps, distance, calories burned, and heart rate during your workouts.



**Image Description:** The LIGE EF6-A Smartwatch showcasing its 110+ sports modes, with a user engaged in cycling and the watch displaying metrics like BPM, steps, kilometers, and calories.

## 2.5 Health Monitoring

The smartwatch provides comprehensive health monitoring features:

- **Heart Rate:** Continuously monitors your heart rate throughout the day.
- **Blood Oxygen:** Measures your blood oxygen saturation levels.
- **Sleep Tracking:** Analyzes your sleep patterns (deep sleep, light sleep, wakefulness) to help you understand and improve your sleep quality.
- **Blood Pressure:** Provides blood pressure measurements.



**Image Description:** The LIGE EF6-A Smartwatch displaying sleep quality monitoring data, showing awake, light sleep, and deep sleep durations, with a man sleeping in the background.

## 2.6 AI Voice Assistant

Utilize the integrated AI voice assistant to perform various tasks, such as making calls, playing music, checking weather updates, or setting alarms, all through voice commands.

## 2.7 Other Practical Functions

The smartwatch offers additional features for daily convenience:

- **Music Control:** Control music playback on your smartphone.
- **Camera Control:** Remotely trigger your phone's camera.
- **Weather Updates:** Get real-time weather information.
- **Timer & Alarm Clock:** Set timers and alarms.
- **Calculator:** Basic calculator functionality.
- **Phone Finder:** Locate your paired smartphone.



**Image Description:** The LIGE EF6-A Smartwatch showcasing multiple practical functions including finding a mobile phone, music control, weather updates, water reminder, timer, alarm clock, stopwatch, and camera control.

## 2.8 Customizing Watch Faces

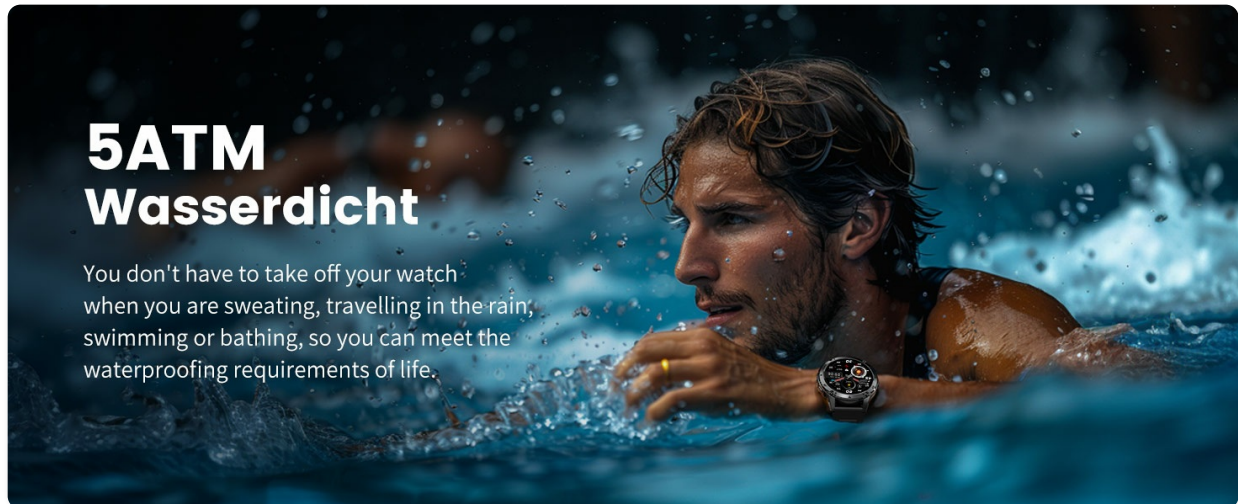
Personalize your smartwatch by changing the watch face. The FitCloudPro app offers a dial library with various options, and you can also create custom watch faces using your own images.



## 3. MAINTENANCE

### 3.1 Water Resistance (5ATM)

The LIGE EF6-A Smartwatch has a 5ATM waterproof rating, making it suitable for swimming, rain, and general water exposure. **Do not wear the smartwatch in a sauna or hot shower** as steam and high temperatures can compromise its sealing effectiveness.



**Image Description:** A LIGE EF6-A Smartwatch being submerged in water, illustrating its 5ATM waterproof capability, with a man swimming in the background.

### 3.2 Cleaning

Regularly clean your smartwatch and straps with a soft, dry cloth. If necessary, use a slightly damp cloth for the silicone strap. Avoid harsh chemicals or abrasive materials.

### 3.3 Battery Care

To prolong battery life, avoid fully discharging the watch frequently. Charge it when the battery level is low. Store the watch in a cool, dry place when not in use for extended periods.

## 4. TROUBLESHOOTING

- **Watch not turning on:** Ensure the watch is fully charged. If it still doesn't turn on, try a different charging cable or power adapter.
- **Cannot pair with phone:** Make sure Bluetooth is enabled on your phone and the watch is within range (10 meters). Restart both the watch and your phone, then try pairing again. Ensure the FitCloudPro app has all necessary permissions.
- **Notifications not received:** Check the app's notification settings to ensure all desired app notifications are enabled. Verify that your phone's notification settings allow the FitCloudPro app to display alerts.
- **Inaccurate health data:** Ensure the watch is worn snugly on your wrist, not too tight or too loose. Clean the sensors on the back of the watch regularly.
- **Screen unresponsive:** Restart the smartwatch. If the issue persists, contact customer support.

## 5. SPECIFICATIONS

Feature	Detail
Model	EF6-A
Display	1.43 Inches AMOLED, 466*466 Resolution
Water Resistance	5ATM
Battery Capacity	530 mAh Lithium Polymer
Charging Time	2 Hours
Connectivity	Bluetooth 5.0
Compatibility	Android 4.4+, iOS 8.0+
Memory Storage	256 MB
Special Features	Activity Tracker, Phone Call, Sleep Monitor, Text Messaging, LED Flashlight, AI Voice Assistant
Case Material	Zinc Alloy (Military-Grade Build)

## 6. WARRANTY & SUPPORT

### 6.1 Warranty Information

The LIGE EF6-A Smartwatch comes with a 12-month warranty from the date of purchase. This warranty covers manufacturing defects and malfunctions under normal use. Please retain your proof of purchase for warranty claims.

### 6.2 Return and Exchange Service

A 6-month return and exchange service is offered for eligible products. Refer to the retailer's return policy for detailed terms and conditions.

### 6.3 Customer Support

For any questions, technical assistance, or warranty claims, please contact LIGE customer support through the retailer's platform or the contact information provided in the product packaging.

