

## KOVNLO B0B8Z7MT3Q

# KOVNLO Women's Heated Vest Instruction Manual

Model: B0B8Z7MT3Q

## 1. PRODUCT OVERVIEW

Thank you for choosing the KOVNLO Women's Heated Vest. This vest is designed to provide warmth and comfort in cold weather conditions. It features multiple heating zones, a smart controller, and durable, easy-care materials. Please read this manual carefully before use to ensure proper operation and safety.

- **5-in-1 Smart Controller:** Features 3 heating levels, 3 independent heating zones, and a lights-out design for discreet use.
- **All-Around Heating:** 8 heating areas distributed across the neck, core body, and hands (via pockets) for comprehensive warmth.
- **Premium Design:** Lightweight, comfortable, and machine washable with waterproof fabric and SBS smooth durable zippers.
- **Safety Features:** Equipped with overheating protection, short circuit protection, and NTC overheat protection.
- **Note:** Battery pack is **NOT** included.

## 2. SETUP INSTRUCTIONS

### Connecting the Power Bank

1. Locate the built-in battery pocket inside the vest, typically on the left side.
2. Open the zipper of the pocket.
3. Connect your own 5V/2A (or higher) power bank to the USB connector cable found inside the pocket.
4. Place the connected power bank securely back into the pocket and close the zipper.

# 8 HEATING ZONES

Generate consistent heat for core body parts to make you **feel warm in 360°**.



**Overheating Protection**



**Fast heating**



**USB Powered**



**Battery Pack Not Included**

The heated vest does not come with a battery and has no energy storage function. You will need to pair it with your own 5V/2A (or above) power bank

Image: The KOVNLO Heated Vest showing the placement of 8 heating zones for comprehensive warmth.



**Waterproof Fabric**

No fear of the elements



**Polyester Stuffing**

Highly efficient to further enhance warmth



**Carbon Fiber Heating Elements**

Highly efficient energy conversion, fast and even heating, providing warmth in all directions.



**Smooth Lining**

Soft, lightweight microfiber for extra comfort.

Image: A close-up of the built-in battery pocket, demonstrating how to insert a power bank and connect it to the vest's internal USB cable.

## Powering On/Off

1. After connecting the power bank, long-press the center power button on the vest's smart controller for 3

seconds to turn on the heating system. The LED indicators will light up.

2. To turn off the vest, long-press the center power button again for 3 seconds. All LED indicators will turn off.

Your browser does not support the video tag.

Video: This official seller video demonstrates how to connect the power bank, turn on the vest, and adjust heating settings using the 5-in-1 smart controller.

### 3. OPERATING INSTRUCTIONS




#### Adjusting Heating Levels and Zones

- **Heating Levels:** Short press the center power button to cycle through the 3 heating levels: **High (Red LED - 149°F/65°C)**, **Medium (Green LED - 131°F/55°C)**, and **Low (Blue LED - 113°F/45°C)**.
- **Independent Heating Zones:** The smart controller features separate buttons for 3 heating zones: Neck and Shoulder, Abdomen, and Waist and Dorsum. Press the corresponding button to activate or deactivate heating for that specific zone.
- **Lights-Out Design:** To turn off the LED lights on the controller while the vest is still heating, short press the light bulb icon button. This allows for discreet use in dark environments. Press again to turn the lights back on.

# Upgraded 5 IN 1 Smart Controller

Providing excellent control over the heating elements.



- 3** 3 Heating Level
-  One Click to power on/off
-  Intelligent temperature control
-  3 Independent Heating Zones Switch

## 3 Heating Zones & 3 Heating Level



Neck and Shoulder



Abdomen



Waist and Dorsum

High - 149°F

Medium - 131°F

Low - 113°F

Easy to find perfect temperature for different zones!

Image: The 5-in-1 smart controller illustrating the three heating levels and three independent heating zones (Neck and Shoulder, Abdomen, Waist and Dorsum).

# LIGHTS-OUT DESIGN

The controller can be **light on/off** at your will while the heated vest is **working!**



Image: The lights-out design feature of the smart controller, allowing users to turn off the LED indicators while the vest remains active.




## 4. MAINTENANCE

### Cleaning Instructions

The KOVNLO Heated Vest is machine washable for easy care. Follow these instructions carefully to maintain the vest's performance and longevity:

- **Before Washing:** Always unplug the battery bank and place the USB connector securely in its designated pocket.
- **Use Laundry Bag:** Place the vest in a laundry bag before washing to protect the heating elements.
- **Wash in Cold Water:** Use a gentle cycle with cold water.
- **Do Not Dry Clean.**
- **Do Not Bleach.**
- **Do Not Iron.**

- **Line Dry Only:** Do not wring or twist the vest.

-  USB Powered
-  Battery Pack  
(NOT Included)
-  Compatible with  
5V 2A power banks

### 3 HEATING LEVELS

**LOW 8-10H**

**MED 5-7H**

**HIGH 3-4H**


Tested with a 10000mAh power bank  
The actual heating time varies with  
power banks from different brand 

Image: Visual guide for machine washing the heated vest, including warnings against dry cleaning, bleaching, and ironing.

## 5. TROUBLESHOOTING

### Common Issues and Solutions

- **Vest not heating:** Ensure your power bank is fully charged and properly connected to the vest's USB cable. Long-press the power button for 3 seconds to activate.
- **Short battery life:** Battery life varies depending on the heating level used. High heat (Red LED) consumes power faster (approx. 3-4 hours with a 10000mAh power bank) compared to medium (5-7 hours) or low (8-10 hours). Consider carrying a spare power bank for extended use.
- **Power bank not working:** Ensure your power bank is compatible with 5V/2A (or higher) output. Some power banks may not be compatible or may not provide sufficient power.
- **Uneven heating:** Verify that all desired heating zones are activated via their respective buttons on the smart controller.



Laundry Bag Included

## Machine Washable



Do not dry clean



Do not bleach



Do not iron



Wash in cold water

### Cleaning Tips:

1. Before washing, please unplug the battery bank;
2. Place the connector in the battery pocket and subsequently clean the laundry in the laundry bag

Image: Heating time instructions based on different power levels (Low, Medium, High) when using a 10000mAh power bank.

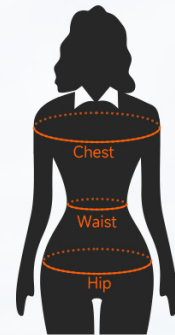
## 6. SPECIFICATIONS

- **Model:** B0B8Z7MT3Q
- **Brand:** KOVNLO
- **Department:** Women's
- **Fabric Type:** 100% Nylon (Outer Layer), Polyester (Stuffing)
- **Heating Elements:** Carbon Fiber
- **Heating Zones:** 8 (Neck, Shoulders, Abdomen, Waist, Dorsum)
- **Controller:** 5-in-1 Smart Controller with 3 heating levels and 3 independent zone switches.
- **Power Source:** USB Powered (requires 5V/2A or higher power bank, not included)
- **Care Instructions:** Machine Wash (cold water, gentle cycle, in laundry bag).
- **Origin:** Imported



## Women Size Chart

Body Size (inch)	CHEST	WAIST	HIP
S	33-35	26-28	36-38
M	36-38	29-31	39-41
L	39-41	32-34	42-44
XL	42-44	35-37	45-47
2XL	45-47	38-40	48-50
3XL	48-50	41-43	51-53
4XL	51-53	44-46	54-56



\* If you're hesitate between sizes, we recommend choosing the larger size. For example, if you're unsure between M and L, go with L!

Image: Details on the superior safety features, short circuit protection, NTC overheat protection, waterproof fabric, polyester stuffing, and carbon fiber heating elements.

## 7. SIZING CHART

To ensure the best fit, please refer to the following size chart. If you are between sizes, it is recommended to choose the larger size for optimal comfort and layering.

Brand Size	Bust (in)	Waist (in)	Hip (in)
Small	33 - 35	26 - 28	36 - 38
Medium	36 - 38	29 - 31	39 - 41
Large	39 - 41	32 - 34	42 - 44
X-Large	42 - 44	35 - 37	45 - 47
XX-Large	45 - 47	38 - 40	48 - 50
3X-Large	48 - 50	41 - 43	51 - 53
4X-Large	51 - 53	44 - 46	54 - 56

Note: If you are hesitant between sizes, we recommend choosing the larger size.

**8 HEATING ZONES**  
Generate efficient heat to keep your body's core areas warm!

8 Heating Zones    Fast Heating    USB Powered

Image: Detailed women's size chart for the KOVNLO Heated Vest, showing bust, waist, and hip measurements in inches.

## 8. WARRANTY & SUPPORT

### Limited Warranty

KOVNLO offers a **ONE (1) YEAR limited warranty** that covers any defects and malfunctions of this product from the date of purchase. To activate your warranty or make a claim, please refer to the contact information below.

### Customer Service

For any questions, concerns, or to request warranty support, please contact KOVNLO Customer Service:

- **Email:** [kovnlo@outlook.com](mailto:kovnlo@outlook.com)
- **Facebook Support:** Search for 'kovnlo' on Facebook for quick responses.

