



Manuals.plus /

› Coucur /

› Coucur Y66 Smartwatch User Manual: 1.96" HD Fitness Tracker with Call Function

## Coucur Y66

# Coucur Y66 Smartwatch User Manual

Model: Y66

## INTRODUCTION

---

Thank you for choosing the Coucur Y66 Smartwatch. This manual provides essential information for setting up, operating, and maintaining your device. Please read it carefully to ensure proper use and to maximize your smartwatch experience.



Image: The Coucur Y66 Smartwatch, showcasing its display with various health metrics and a sleek design, surrounded by water droplets to highlight its water resistance.

## WHAT'S IN THE BOX

---

- 1.96" HD Smart Watch x 1
- Silicone Bracelet x 1
- Magnetic Charging Cable x 1
- English User Manual x 1

## SETUP GUIDE

---

### 1. App Installation and Initial Pairing

1. **Enable Bluetooth:** Turn on the Bluetooth function on your smartphone.
2. **Download GloryFit App:** Open the Google Play Store (for Android) or the App Store (for iOS) and search for "GloryFit" app. Download and install it.
3. **Pair Device:** Open the GloryFit app, navigate to the device section, and click "Add Device" or "Select device". The app will search for available devices. Select "Y66" to bind your smartwatch.

# Attention

- **About charging, please note:**

1. Charge for at least 1 hour before initial use.
2. If the battery is completely drained, charge for at least 30 minutes before powering on.

- **About Bluetooth connection, please note:**

1. Syncing activity data requires Bluetooth connection to the GloryFit App, and answering calls requires Bluetooth connection to the phone.
2. To receive phone notifications, ensure the GloryFit app is running in the background, and keep Bluetooth connected to both the phone and GloryFit App.
3. If the connection repeatedly disconnects, try restarting the watch and phone's Bluetooth.

- **Else note:**

1. IP68 waterproof rating is only suitable for daily waterproofing. Please do not submerge the smartwatch in water or use it during water sports.
2. Data monitored by the smartwatch is for reference only and should not be used as medical guidance.

**There are detailed function introduction and precautions documents in the GloryFit App.**

Image: Visual guide demonstrating the steps to connect the Y66 smartwatch, including enabling Bluetooth, downloading the GloryFit app, and selecting the device for pairing.

## 2. Enabling Call Function

1. **Bluetooth Call Switch:** After selecting "Y66" to connect in the GloryFit app, a mobile phone system pop-up pairing request will appear. Select "Pairing".
2. **Activate on Watch:** Turn on the Bluetooth Call switch on the watch itself. This is necessary for making and receiving calls and playing media sound through the watch.
3. **Phone Permissions:** In your phone's Bluetooth settings, grant the necessary permissions for the Y66 device.
4. **Ready for Calls:** Once connected and permissions are granted, you can use the watch to answer/make calls anytime.

# Bluetooth 5.3 Call and Text

Make or answer calls and message  
at anytime, anywhere



## Message Notification




Image: The smartwatch showing a dial pad and an incoming call, demonstrating its ability to make and answer calls via Bluetooth connection to a smartphone.

### KEY FEATURES AND OPERATION

---

#### 1. 1.96" HD Touch Screen & Watch Faces

The smartwatch features a 1.96-inch HD full touch color screen (385\*472mm) for responsive interaction and clear visuals. Customize your watch face from over 200 free personalized options in the GloryFit app, or use your own photos as wallpaper.

# 1.96" HD Touch Screen

Customize your smart watch



Image: The smartwatch screen showcasing a personalized watch face with a family photo, surrounded by examples of other available digital watch faces.

## 2. Smart Notifications

Receive vibrating alerts for social media messages (Facebook, WhatsApp, Instagram, Twitter, etc.) directly on your watch. This allows you to stay informed without needing to check your phone constantly.

## 3. Health Monitoring (24/7)

Equipped with high-performance optical sensors, the watch monitors various health metrics throughout the day. View detailed health reports in the GloryFit app.

- **Heart Rate Monitoring:** Accurately tracks your heart rate.
- **Blood Oxygen Monitoring:** Measures your blood oxygen levels.
- **Stress Level Monitoring:** Provides insights into your stress levels.
- **Sleep Tracking:** Monitors your sleep status, including deep sleep, light sleep, and awake times.

# Health Monitoring

Enjoy your healthy life

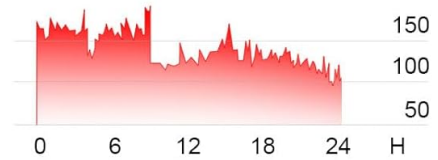


Heart Rate Monitoring

**106**  
Averag

**121**  
Max

**83**  
Min

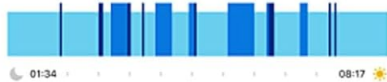


Sleep Tracking

**↑7%**  
than yesterday

**7:18**  
Time asleep

**83%**  
Quality



**2:45 min**  
Deep sleep

**4:28 min**  
Light sleep

**0:42 min**  
Awake



Image: The smartwatch screen showing heart rate data and sleep tracking details, illustrating its health monitoring capabilities.

## 4. Fitness Tracking & 110+ Sport Modes

The fitness tracker records your daily activities and supports over 110 sport modes, including Running, Walking, Hiking, Basketball, Boating, Climbing, Cycling, Fitness, Football, and more. During exercise, it records data such as heart rate, steps, calories burned, and distance in real-time.

# Fitness Tracker

Your friend on the fitness journey



Image: The smartwatch screen showing activity data like steps, distance, and calories, overlaid on an image of a person running, highlighting its fitness tracking function.

# 100+ Sport Modes

Free your hands and enjoy Sports



Image: The smartwatch screen showing a menu of exercise options, accompanied by a collage of individuals participating in various sports, demonstrating the wide range of supported sport modes.

## 5. Additional Functions

The smartwatch includes various other useful features:

- Timer
- Stopwatch
- Alarm Clock
- Sedentary Reminder
- Music Control
- Weather Forecast
- Camera Control
- Calculator
- Voice Assistant
- Flashlight
- Find Phone
- Women's Health Tracking

# Multifunctional Smartwatch

More features for you to discover and experience



Image: The smartwatch showing a message notification, with icons illustrating its diverse functionalities such as music control, flashlight, alarm clock, calculator, and weather forecast.

## WATER RESISTANCE

---

The Coucur Y66 Smartwatch is designed with an **IP68 waterproof rating**. This means it is resistant to dust and can withstand immersion in water up to 1.5 meters for 30 minutes. It is suitable for daily activities such as washing hands, sweating, and exposure to rain. **It is not recommended for swimming or prolonged submersion in water.**

# IP68 Waterproof

Smart watch with IP68 waterproof function, can shower, rain, etc.



Image: The smartwatch being splashed with water, visually representing its IP68 waterproof capability.

## CHARGING AND BATTERY LIFE

---

The smartwatch features a built-in large capacity battery. A full charge takes approximately 2 hours. Once fully charged, it can be used for up to 7 days with typical usage and has a standby time of about 30 days.

### Charging Instructions:

- Charge for at least 1 hour before initial use.
- If the battery is completely drained, charge for at least 30 minutes before powering on.
- Use the provided magnetic charging cable. Align the magnetic pins on the cable with the charging contacts on the back of the watch.

## SPECIFICATIONS

---

<b>Brand</b>	Coucur
<b>Model Number</b>	Y66
<b>Screen Size</b>	1.96 Inches
<b>Screen Resolution</b>	385*472mm (HD)
<b>Operating System</b>	Android/iOS compatible
<b>Connectivity Technology</b>	Bluetooth 5.3
<b>Water Resistance</b>	IP68
<b>Battery Capacity</b>	300 Milliamp Hours
<b>Charging Time</b>	Approx. 2 hours
<b>Average Usage Time</b>	Up to 7 days
<b>Standby Time</b>	Approx. 30 days
<b>Item Weight</b>	3.2 ounces

## TROUBLESHOOTING

### Bluetooth Connection Issues:

- **Syncing Activity Data:** Requires Bluetooth connection to the GloryFit App.
- **Answering Calls:** Requires Bluetooth connection to the phone.
- **Receiving Notifications:** Ensure the GloryFit app is running in the background and keep Bluetooth connected to both the phone and GloryFit App.
- **Repeated Disconnections:** Try restarting the watch and your phone's Bluetooth.

### General Notes:

- IP68 waterproof rating is only suitable for daily waterproofing. Do not submerge the smartwatch in water or use it during water sports.
- Data monitored by the smartwatch is for reference only and should not be used as medical guidance.

Detailed function introductions and precautions documents are available within the GloryFit App.

**First of all, please be sure to connect our smart watch through the "GloryFit" APP.**

1. Turn on the "Bluetooth" function of your phone.
2. Open the "Google Play" or the "APP Store".
3. Search for "GloryFit" APP and download it.
4. Open the APP, click "Please connect device", click "Select device", find "Y66" and bind it.
5. After selecting "Y66" to connect, on the mobile phone system pop-up pairing request, select pairing.
6. Turn on the call Bluetooth switch on the watch (used when the watch cannot make calls and play media sound).
7. In the phone settings, in the system bluetooth, turn on these permissions of the Y66
8. Once connected, you could use the watch to answer/make calls anytime.

Image: A visual summary of important notes concerning initial charging, maintaining Bluetooth connection, and the limitations of the

IP68 water resistance.

## OFFICIAL PRODUCT VIDEO

---

Video: An official product video showcasing the Coucur Y66 Smartwatch's design, various watch faces, call functionality, health tracking, and sport modes. This video is provided by the seller, xiandaneu.

## WARRANTY AND SUPPORT

---

For warranty information and customer support, please refer to the documentation included with your product or contact the seller directly through the platform where the purchase was made. You may also find additional support resources within the GloryFit application.