

PSIER X11

PSIER X11 Bone Conduction Headphones User Manual

Model: X11

INTRODUCTION

Thank you for choosing PSIER X11 Bone Conduction Headphones. These open-ear headphones utilize advanced bone conduction technology to deliver clear audio while allowing you to remain aware of your surroundings. Designed for comfort and durability, they are ideal for various activities including sports and daily use.



Image: PSIER X11 Bone Conduction Headphones, featuring a lightweight, flexible design.

PACKAGE CONTENTS

Please check the package for the following items:

- PSIER X11 Bone Conduction Headphones
- USB Charging Cable
- User Manual

SAFETY INFORMATION

To ensure safe and optimal use of your PSIER X11 headphones, please observe the following:

- **Hearing Protection:** Avoid listening at high volume levels for extended periods to prevent hearing damage.
- **Environmental Awareness:** The open-ear design allows you to hear your surroundings. Always be aware of traffic and other hazards when using headphones outdoors.
- **Water Resistance:** The headphones feature an IPX6 waterproof rating, making them resistant to

sweat and moisture. They are suitable for activities like cycling and hiking. **Note: These headphones are not designed for swimming or submersion in water.**

- **Cleaning:** Use a soft, dry cloth to clean the headphones. Avoid harsh chemicals or abrasive materials.

SETUP

How to Wear

The PSIER X11 headphones are designed for a secure and comfortable fit around your ears. The flexible titanium memory frame ensures stability during movement.

1. Gently place the ear hooks over your ears.
2. Position the bone conduction transducers (the flat circular parts) on your cheekbones, just in front of your ears.
3. Adjust the headband for a snug and comfortable fit around the back of your head.

How to Wear


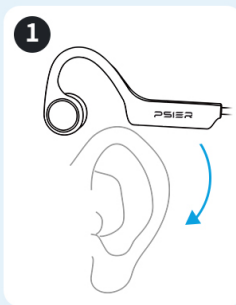


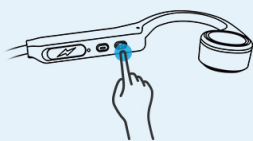
Image: Visual guide for correctly wearing the headphones.

How to Pair

The headphones use Bluetooth 5.4 for a quick and stable connection.

1. **Power On:** Press and hold the "O+" button for 3 seconds to power on the headphones. The indicator light will flash, indicating pairing mode.
2. **Connect:** On your mobile device, open Bluetooth settings and select "X11" from the list of available devices to connect.
3. **Confirmation:** Once connected, the indicator light will stop flashing, and you will hear an audio confirmation.

How to Pair



Bone conduction headphones one-step quickly pairing that long presses the "O+" button for 3s to power on.

1



Click "X11" on your mobile device to connect.

2



Image: Step-by-step guide for Bluetooth pairing.

OPERATING INSTRUCTIONS

The PSIER X11 headphones feature intuitive button controls for easy operation.



Image: Overview of headphone controls and their functions.

Control Functions

Action	Function
Press "O+" for 3s	Power On/Off
Single Click "O+"	Play/Pause Music, Answer/End Call
Press "O+" for 2s	Reject Call
Double Click "O+"	Volume Up
Triple Click "O+"	Next Track
Double Click "O-"	Volume Down
Triple Click "O-"	Previous Track

MAINTENANCE

Proper maintenance will extend the lifespan of your PSIER X11 headphones:

- **Cleaning:** Regularly wipe the headphones with a soft, damp cloth. Ensure the charging port is dry before charging.
- **Storage:** Store the headphones in a cool, dry place away from direct sunlight and extreme temperatures.
- **Charging:** Use the provided USB charging cable. Avoid using damaged cables or chargers.
- **Battery Care:** For optimal battery life, avoid fully discharging the headphones frequently. Charge them regularly, even if not in use for extended periods.

TROUBLESHOOTING

If you encounter issues with your PSIER X11 headphones, please refer to the following common solutions:

- **Headphones not powering on:** Ensure the headphones are fully charged. Connect them to a power source using the USB cable.
- **Unable to pair with device:**
 - a. Ensure the headphones are in pairing mode (indicator light flashing).
 - b. Turn off and on your device's Bluetooth.
 - c. Forget "X11" from your device's Bluetooth list and attempt to pair again.
 - d. Try pairing with a different device to rule out device-specific issues.
- **No sound or low volume:**
 - a. Check the volume levels on both the headphones and your connected device.
 - b. Ensure the headphones are properly positioned on your cheekbones.
 - c. Verify that the headphones are connected to the correct audio output on your device.
- **Intermittent connection:**
 - a. Ensure your device is within the Bluetooth range (typically 10 meters/33 feet) of the headphones.
 - b. Avoid obstacles that may interfere with the Bluetooth signal.
 - c. Disconnect and reconnect the headphones to your device.

If these steps do not resolve the issue, please contact customer support.

SPECIFICATIONS

Feature	Detail
Model Name	X11
Brand	PSIER
Connectivity Technology	Wireless (Bluetooth 5.4)
Ear Placement	Open Ear
Form Factor	Open ear
Material	Silicone, Titanium
Item Weight	3.84 ounces (0.11 Kilograms)
Waterproof Rating	IPX6
Battery Life	Up to 10 hours (music, calls, podcasts)
Impedance	10 Ohms
Manufacturer	Shenzhen Jiechen Technology Co.LTD



WARRANTY AND SUPPORT




PSIER X11 Bone Conduction Headphones come with a standard manufacturer's warranty. Please refer to the warranty card included in your package for specific terms and conditions.

For technical support, warranty claims, or any other inquiries, please contact PSIER customer service through the retailer where you purchased the product or visit the official PSIER website for contact information.

© 2023 PSIER. All rights reserved.

Related Documents - X11

	<p>PSIER SP05 Open Ear Wireless Headphones User Manual</p> <p>User manual for the PSIER SP05 Open Ear Wireless Headphones, detailing product contents, specifications, pairing, controls, charging, warranty, and safety information.</p>
	<p>PSIER S12 Wireless Earbuds User Manual: Features, Pairing, Charging, and Safety</p> <p>Comprehensive user guide for the PSIER S12 wireless earbuds. Covers product contents, specifications, power on/off, Bluetooth pairing, resetting, charging, wearing, controls, extended warranty, technical support, FCC certification, and safety precautions.</p>

	<p>PSIER SP05 Open Ear Headphones User Manual - Pairing, Controls, and Safety</p> <p>Comprehensive user manual for PSIER SP05 Open Ear Headphones. Learn about pairing, TWS connection, touch controls, charging, warranty, and safety guidelines for your wireless Bluetooth earbuds.</p>
	<p>CT12 Wireless Earbuds User Manual</p> <p>User manual for the PSIER CT12 wireless open-ear headphones. This guide details product contents, specifications, power on/off, Bluetooth pairing, earbud reset, wear instructions, MFB button controls, charging procedures, FCC certification, and essential safety guidelines.</p>
	<p>X12 Wireless Earbuds User Manual - Psier</p> <p>Comprehensive user manual for Psier X12 wireless earbuds. Learn about package contents, specifications, pairing, controls, charging, safety guidelines, and FCC compliance.</p>