

[Manuals.plus](#) /

> [SEUNKWANG](#) /

> SEUNKWANG EWEADN GX710S Wired Backlit Keyboard User Manual

SEUNKWANG GX710S

SEUNKWANG EWEADN GX710S Wired Backlit Keyboard User Manual

Model: GX710S

1. PRODUCT OVERVIEW

The SEUNKWANG EWEADN GX710S is a full-size wired computer keyboard designed for efficiency and comfort. It features a durable aluminum alloy panel, warm backlighting with adjustable brightness, and quiet membrane keys with translucent pudding keycaps. This keyboard is plug-and-play, requiring no additional software for basic functionality.

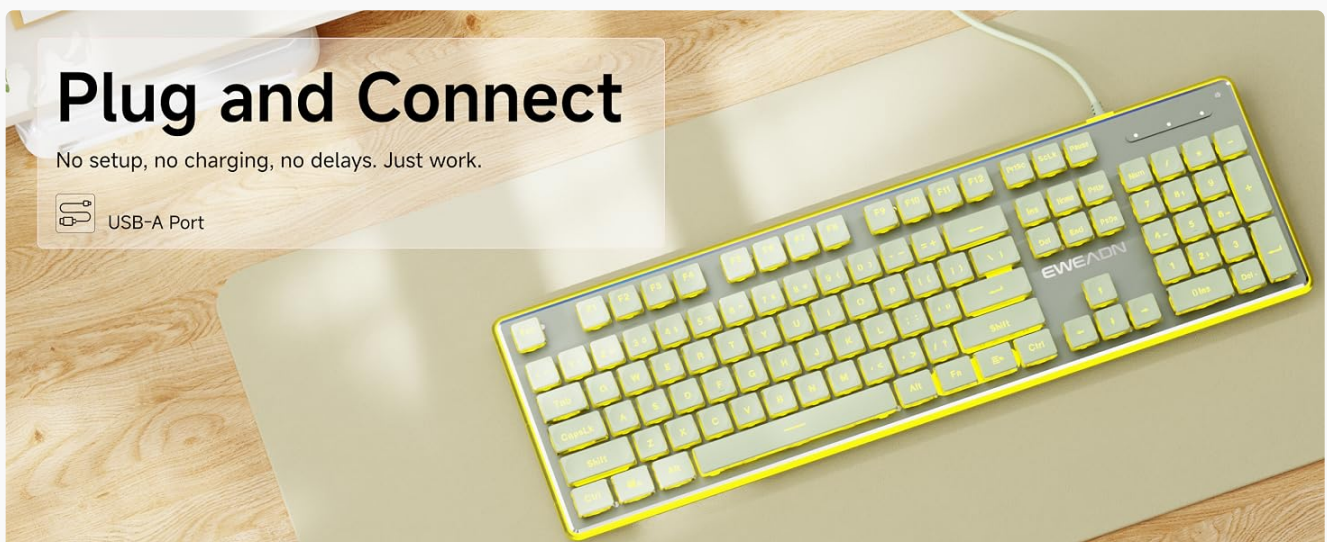


Image 1.1: Overview of the SEUNKWANG EWEADN GX710S keyboard highlighting its wired connection, membrane keys, pudding keycaps, ergonomics, metal panel, ring light, 26-key anti-ghosting, and ultra-thin body.

2. SETUP INSTRUCTIONS

2.1 Package Contents

- SEUNKWANG EWEADN GX710S Wired Backlit Keyboard
- USB Cable (integrated)

2.2 Connecting the Keyboard

1. Locate an available USB-A port on your computer (PC, laptop, desktop).
2. Insert the USB connector of the keyboard cable into the USB-A port.
3. The keyboard is plug-and-play and does not require any additional software or driver installation. Your operating system should automatically recognize the device.

The keyboard is compatible with Windows, Linux, and Chrome OS. Basic typing functionality is supported on Mac OS, though specific shortcut keys may vary.



Image 2.1: Illustration of the keyboard connecting to a device via its USB-A cable, emphasizing the plug-and-play functionality.

3. OPERATING INSTRUCTIONS

3.1 Basic Typing

The GX710S features a standard full-size 104-key QWERTY layout, including a dedicated number pad for efficient data entry. The membrane switch type provides a quiet typing experience.

3.2 Backlight Control

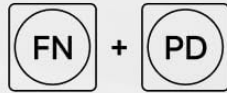
The keyboard is equipped with a warm backlight. You can adjust its brightness and toggle it on/off using the following key combinations:

- **FN + UP Arrow Key.** Increase backlight brightness.
- **FN + PD (Page Down) Key.** Decrease backlight brightness.
- **FN + Menu Key.** Toggle backlight ON/OFF.

5 LEVELS Adjustable warm Light



Brightness+



Brightness-



ON/OFF Light



Image 3.1: Visual guide demonstrating the key combinations (FN + UP, FN + PD, FN + Menu key) for controlling the keyboard's 5 levels of adjustable warm light.

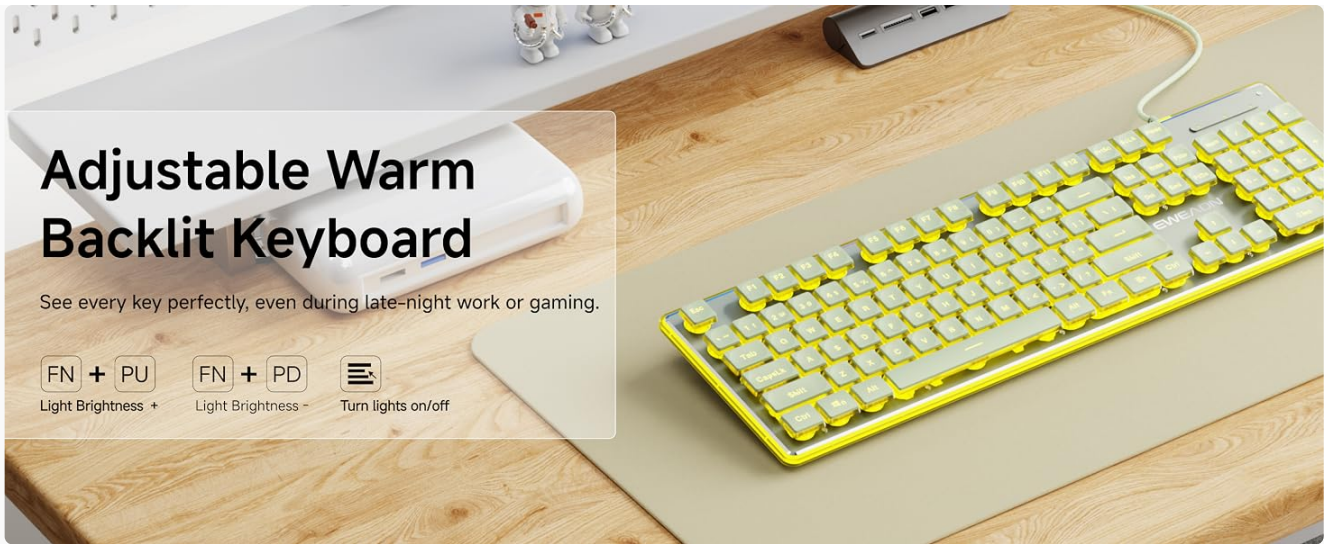


Image 3.2: The keyboard displaying its adjustable warm backlight, designed for visibility in various lighting conditions.

3.3 Advanced Features

- **Anti-Ghosting:** The keyboard supports 26-key anti-ghosting, ensuring that multiple simultaneous key presses are registered accurately.
- **Pudding Keycaps:** The water-drop pudding keycaps are designed to maximize light transmittance, providing a soft, uniform glow and enhancing key visibility.
- **Ergonomic Design:** The sculpted keycaps and sturdy single-stage kickstand promote a comfortable hand posture for extended use.



Image 3.3: The keyboard showcasing its ergonomic design, including a foldable stand and anti-slip feet for comfortable typing angles.

POWERFUL AFTER-SALES BACKING



Pre-Sales Q&A



Troubleshooting



Accessories Reissue



Returns And Exchanges



Email Support: eweadnkeyboard@outlook.com

Image 3.4: The keyboard layout highlighting various shortcut keys designed to enhance office productivity.

4. MAINTENANCE

4.1 Cleaning the Keyboard

- Disconnect the keyboard from your computer before cleaning.
- Use a soft, dry cloth to wipe the surface of the keyboard.
- For stubborn dirt, a slightly damp cloth with mild soap can be used, ensuring no liquid enters the key switches or internal components.
- The double-shot ABS keycaps are designed to be fade-resistant, maintaining character clarity over time.

4.2 Durability Features

The GX710S is built with a premium aluminum alloy top panel, offering superior scratch resistance and a robust feel. It also features a water-resistant design to protect against minor spills.

Durable Aluminum Alloy Keyboard Panel

Scratch-resistant and Touch Upgrade



Image 4.1: Close-up of the keyboard's durable aluminum alloy panel, highlighting its scratch-resistant surface.

2025 Upgraded

Pudding Keycaps

No fading. Non-greasy




Image 4.2: Detail of the keyboard's pudding keycaps, engineered with double-shot ABS injection molding for fade resistance.

5. TROUBLESHOOTING

5.1 Keyboard Not Responding

- Ensure the USB cable is securely connected to both the keyboard and the computer's USB-A port.
- Try connecting the keyboard to a different USB-A port on your computer.
- Test the keyboard on another computer to determine if the issue is with the keyboard or the original computer.

- Restart your computer.

5.2 Backlight Not Working or Dim

- Ensure the backlight is turned on using **FN + Menu Key**.
- Adjust the brightness using **FN + UP Arrow Key**.
- Verify the keyboard is receiving sufficient power from the USB port. Try a different port if available.

5.3 Keys Not Registering Correctly

- Clean around the affected keys to remove any debris that might be obstructing the key mechanism.
- Ensure the keyboard is connected directly to the computer and not through a USB hub, which can sometimes cause input issues.

6. SPECIFICATIONS

Feature	Description
Brand	SEUNKWANG
Model Number	GX710S
Connectivity Technology	Wired USB-A
Keyboard Layout	Full-size 104-key QWERTY
Switch Type	Membrane
Backlighting	Warm Backlit, Single Color, Adjustable Brightness
Keycaps	Pudding Keycaps, Double-shot ABS, Fade-resistant
Panel Material	Aluminum Alloy
Special Features	Low-Noise Typing, Floating Keys, 26-key Anti-ghosting, Water Resistant
Compatible Operating Systems	Windows, Linux, Chrome OS (Basic Mac OS support)
What's in the Box	USB Cable (integrated)

7. WARRANTY INFORMATION

This SEUNKWANG EWEADN GX710S keyboard comes with a **2-year warranty** from the date of purchase. This warranty covers manufacturing defects and malfunctions under normal use. It does not cover damage caused by misuse, accidents, unauthorized modifications, or normal wear and tear.

Please retain your proof of purchase for warranty claims.

8. SUPPORT

For any questions, troubleshooting assistance, or support regarding your SEUNKWANG EWEADN GX710S keyboard, please contact our customer support team.

- **Email Support:** eweadnkeyboard@outlook.com

Our support team can assist with pre-sales inquiries, troubleshooting, accessory reissues, and returns/exchanges.

