

MOFII 2.4GHz Retro Typewriter Keyboard and Mouse Combo

MOFII 2.4GHz Wireless Keyboard and Mouse Combo User Manual

Model: 2.4GHz Retro Typewriter Keyboard and Mouse Combo

1. INTRODUCTION

This manual provides detailed instructions for the setup, operation, maintenance, and troubleshooting of your MOFII 2.4GHz Wireless Keyboard and Mouse Combo. This combo features a gradient color design with retro typewriter-style round keycaps, an ergonomic design with foldable stands, and anti-slip pads for comfortable use. It utilizes 2.4GHz wireless technology for a stable connection.

2. PACKAGE CONTENTS

- MOFII Wireless Keyboard
- MOFII Wireless Mouse
- USB Receiver (located inside the mouse battery compartment)
- User Manual
- Cleaning Brush (for detachable keycaps)

3. SETUP INSTRUCTIONS

Follow these steps for initial setup:

1. **Install Batteries:** The keyboard and mouse each require one AA battery (not included). Open the battery compartment on the underside of both the keyboard and mouse and insert the batteries, ensuring correct polarity.
2. **Locate USB Receiver:** The USB receiver is stored in the battery compartment of the mouse. Carefully remove it.
3. **Connect Receiver:** Plug the USB receiver into an available USB port on your computer (PC, laptop, desktop, etc.).
4. **Power On:** Turn on the keyboard and mouse using their respective power switches (usually located on the underside).

5. **Automatic Connection:** The keyboard and mouse will automatically connect to your computer. No additional drivers are required for most operating systems.



Image: MOFII Wireless Keyboard and Mouse Combo, showing the keyboard, mouse, and USB receiver.

The 2.4GHz wireless technology provides a stable and reliable connection up to 33 feet (10 meters) without latency.

Plug and Play

One nano receiver connects both the wireless keyboard and mouse by 2.4G wireless connection



Image: USB receiver plugged into a laptop, demonstrating the 2.4GHz wireless connection range of 33ft.

4. OPERATING INSTRUCTIONS

4.1 Keyboard Features

- **Full-Size Layout:** The 104-key layout includes a number pad for efficient data entry.
- **Multimedia Shortcuts:** Utilize the 13 multimedia shortcuts (Fn + F1-F12) to control audio/video playback, volume, web browsing, and email.
- **Ergonomic Design:** The keyboard features foldable stands on the underside to adjust the typing angle for improved comfort. Anti-slip pads prevent movement during use.

Ergonomic Design

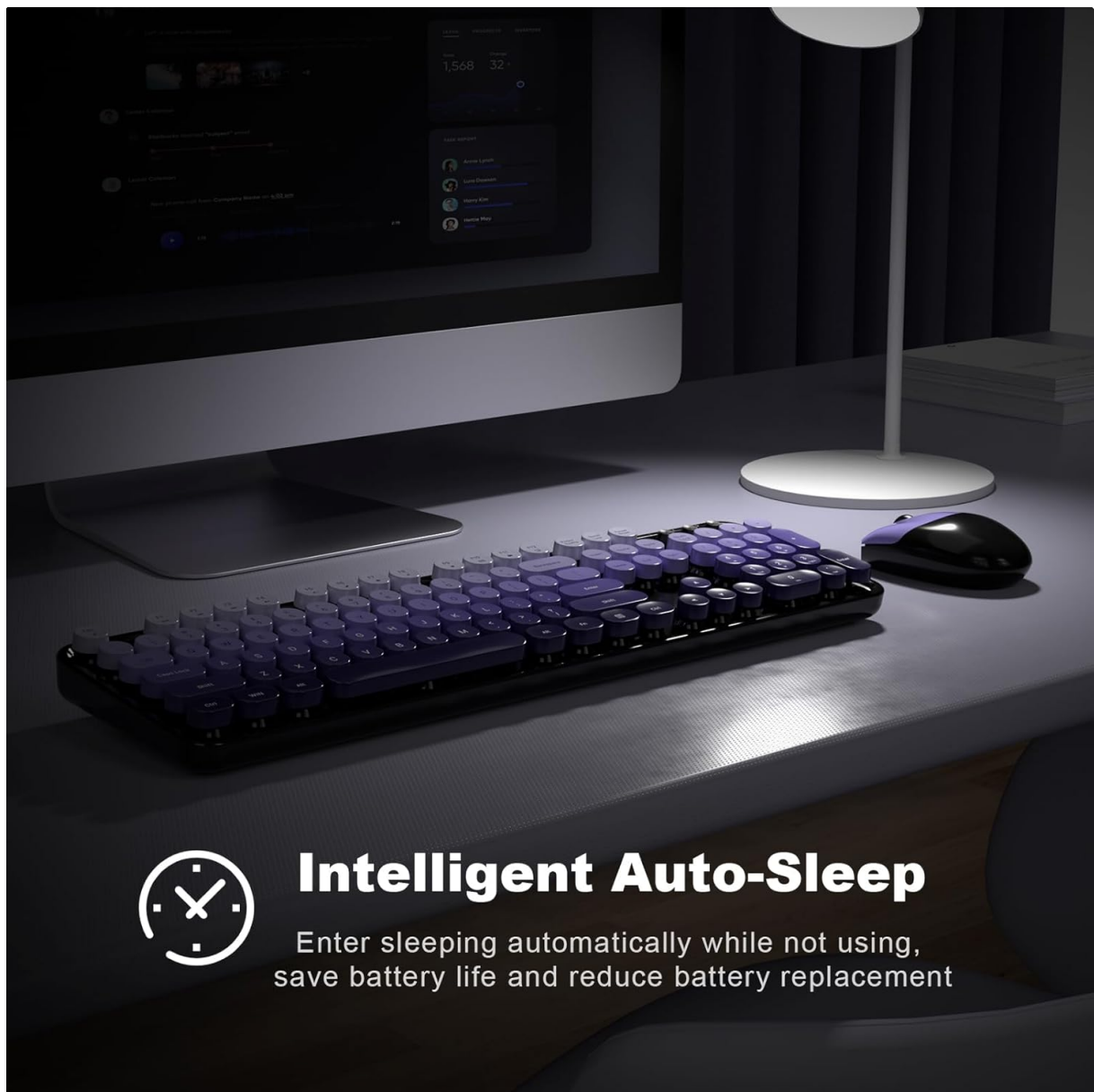
Release wrist pressure and work effectively



Image: MOFII keyboard highlighting its ergonomic design with foldable stands and silicone anti-slip pads.

4.2 Auto Sleep Mode

To conserve battery life, both the keyboard and mouse are equipped with a smart auto-sleep function. If inactive for 5 minutes, they will automatically enter sleep mode. To wake them up, simply click any key on the keyboard or move the mouse.



Intelligent Auto-Sleep

Enter sleeping automatically while not using, save battery life and reduce battery replacement

Image: MOFII keyboard and mouse illustrating the intelligent auto-sleep feature to save battery life.

5. MAINTENANCE

5.1 Cleaning

The keyboard features detachable round keycaps, allowing for easy cleaning. Use the included cleaning brush to remove dust and debris from between the keys. For deeper cleaning, carefully remove the keycaps and clean the keyboard base and keycaps separately with a soft, damp cloth. Ensure all parts are completely dry before reassembling.



Image: Detachable keycaps and a cleaning brush, demonstrating how to clean the keyboard.

5.2 Battery Replacement

When the keyboard or mouse stops responding or experiences intermittent connectivity, it may be time to replace the AA batteries. Open the battery compartment on the underside of the device, remove the old battery, and insert a new AA battery, observing the correct polarity. Close the compartment securely.

6. TROUBLESHOOTING

• No Response from Keyboard/Mouse:

- Ensure batteries are correctly installed and not depleted. Replace if necessary.
- Check if the power switch on both devices is in the 'ON' position.
- Verify the USB receiver is securely plugged into a working USB port on your computer. Try a different USB port.
- Move the keyboard and mouse closer to the USB receiver to rule out range issues.

• Lag or Intermittent Connection:

- Reduce interference by moving other wireless devices away from the receiver.
- Ensure there are no large metal objects between the devices and the receiver.

- Replace batteries if they are low.
- **Multimedia Keys Not Working:**
 - Ensure you are pressing the 'Fn' key simultaneously with the desired function key (F1-F12).
 - Check your operating system settings for any conflicting hotkey configurations.
- **Mouse Cursor Jumps or is Inaccurate:**
 - Ensure the mouse sensor is clean and free from dust or debris.
 - Use the mouse on a suitable surface (e.g., a mouse pad) for optimal tracking.



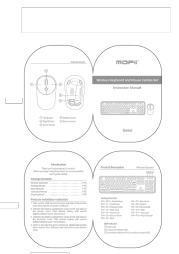
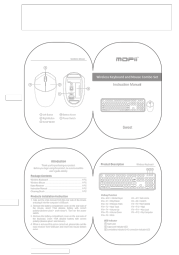


7. SPECIFICATIONS

Brand	MOFII
Model	2.4GHz Retro Typewriter Keyboard and Mouse Combo
Color	Black Purple Gradient Color
Connectivity Technology	2.4GHz Wireless (USB Receiver)
Keyboard Layout	104-Key Full-Size
Special Feature	Round Keycaps, Ergonomic Design, Auto-Sleep Mode, Multimedia Shortcuts
Compatible Devices	Laptop, Personal Computer, Desktop, Notebook, Smart TV
Compatible Operating Systems	Windows 7/8/10/11/XP/Vista, Linux, Chrome
Power Source	1x AA Battery (Keyboard), 1x AA Battery (Mouse) - <i>Batteries not included</i>
Item Weight	3.2 ounces
Package Dimensions	17.76 x 5.43 x 3.03 inches

8. WARRANTY AND SUPPORT

For warranty information and technical support, please refer to the product packaging or contact MOFII customer service directly. Keep your purchase receipt for warranty claims.

Related Documents - 2.4GHz Retro Typewriter Keyboard and Mouse Combo

	<p>SK-623 Wired Keyboard Instruction Manual</p> <p>Instruction manual for the SK-623 Wired Keyboard, detailing hardware basics, multimedia hotkeys, safety instructions, and package contents.</p>
	<p>SMK-676367AG RF2.4GHz Auto-Link Keyboard & Mouse Instruction Manual</p> <p>Instruction manual for the SMK-676367AG RF2.4GHz Auto-Link Keyboard and Optical Mouse, covering battery installation, receiver connection, power-saving features, FN+ functions, and troubleshooting.</p>
	<p>MOFii Wireless Keyboard and Mouse Combo Set Instruction Manual</p> <p>Comprehensive instruction manual for the MOFii Wireless Keyboard and Mouse Combo Set, detailing package contents, installation steps, hotkey functions, and LED indicators for optimal user experience.</p>
	<p>MOFii Wireless Keyboard and Mouse Combo Set Instruction Manual</p> <p>Official instruction manual for the MOFii Wireless Keyboard and Mouse Combo Set, detailing package contents, installation, product description, hotkey functions, and LED indicators.</p>
	<p>MOFii Sweet 2.4G Vezeték nélküli Billentyűzet + Egér Készlet Felhasználói Kézikönyv</p> <p>Ez a felhasználói kézikönyv részletes útmutatást nyújt a MOFii Sweet 2.4G vezeték nélküli billentyűzet és egér készlet telepítéséhez, használatához és karbantartásához, beleértve az akkumulátor cserét, csatlakoztatást, energiatakarékosági funkciókat és hibaelhárítást.</p>
	<p>MOFii Wireless Keyboard & Mouse Set Instruction Manual</p> <p>This document provides instructions and specifications for the MOFii Wireless Keyboard & Mouse Set, including FCC compliance information, product description, and installation guidance.</p>

