

Dierya DK68

Dierya DK68 65% Wireless Mechanical Gaming Keyboard User Manual

Model: DK68

1. INTRODUCTION

Thank you for choosing the Dierya DK68 65% Wireless Mechanical Gaming Keyboard. This manual provides detailed instructions on how to set up, operate, and maintain your keyboard, ensuring optimal performance and longevity. The DK68 features a compact 65% layout, tri-mode connectivity (Bluetooth 5.0, 2.4G wireless, and USB-C wired), customizable RGB backlighting, and durable mechanical switches.

2. PACKAGE CONTENTS

Please check the package for the following items:

- Dierya DK68 Wireless Mechanical Gaming Keyboard
- USB-C Cable
- Keycap Puller
- User Manual (this document)

3. PRODUCT OVERVIEW

The Dierya DK68 is a compact 68-key mechanical keyboard designed for both gaming and productivity. It offers a minimalist design while retaining essential functionality through FN key combinations. The keyboard supports multiple connection types and features vibrant RGB lighting.



Image: The Dierya DK68 Wireless Mechanical Gaming Keyboard in white, showcasing its compact layout and RGB backlighting.

DIERYA DK68

60% Wireless Mechanical Gaming Keyboard



BT5.0/2.4G
Wired



60% Compact
Layout



RGB Backlit



3000mAh
Battery



Mechanical
Switch



Double-Shot
Keycaps



Full N-Key
Rollover (NKRO)



Detachable
Cable

Image: An overview of the Dierya DK68's key features, including BT5.0/2.4G/Wired connectivity, 60% compact layout, RGB Backlit, 3000mAh battery, Mechanical Switches, Double-Shot Keycaps, Full N-Key Rollover (NKRO), and Detachable Cable.

TRI-MODE CONNECTION

Compatible with multiple devices & systems



Type-C
Plug and Play



BT5.0
Save up to 3 devices
FN+Z/X/C



2.4GHz Wireless
Stable and Fast



Windows



Mac



iOS



Android



Xbox



PC



Laptop



Tablet

Image: Illustration of the keyboard's tri-mode connection options: Type-C wired, Bluetooth 5.0, and 2.4GHz wireless, compatible with Windows, Mac, iOS, Android, Xbox, PC, Laptop, and Tablet devices.

68 KEYS COMPACT MECHANICAL GAMING KEYBOARD

Saves space for your mouse,
supports multi-device use, and delivers a clean,
efficient typing experience.



68 Keys

372×115×51 mm
14.65×4.53×2.01 inch

Image: Diagram showing the compact 68-key layout of the Dierya DK68, highlighting its dimensions (14.65 inches length, 4.53 inches width) and its space-saving design.

MECHANICAL BLUE SWITCHES

Clicky feel - Distinct loud clicks with tactile feedback — ideal for writers.

- Medium 60gf Actuation (± 15 gf)
- 2.3mm Travel (± 0.6 mm)




Image: Close-up view of the mechanical blue switches, detailing their clicky feel, tactile feedback, 60gf actuation force, 2.3mm travel, and 50 million keystroke lifespan. The image also indicates pre-lubed switches.

HIGH-CAPACITY LITHIUM BATTERY 3000 MAH



12H

Light ON
Non-Stop Using



333H

Light OFF
Non-Stop Using



3Min

Auto Stop



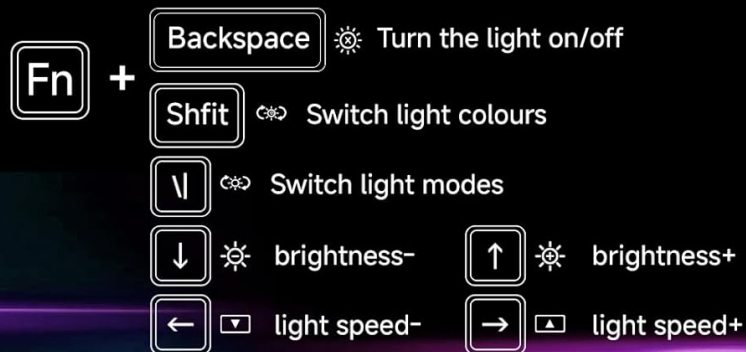
Type-C

Charging

Image: Visual representation of the keyboard's 3000 mAh high-capacity lithium battery, showing usage times: 12 hours with light on, 333 hours with light off, 3 minutes auto stop, and Type-C charging.

VIBRANT RGB BACKLIGHTING

20 Lighting Modes + Customizable Effects



Unlock full customization
Download the official driver for advanced lighting, macros, and performance tuning.

Image: Diagram illustrating the FN key combinations for controlling the vibrant RGB backlighting, including turning the light on/off (Fn + Backspace), switching light colors (Fn + Shift), switching light modes (Fn + |), and adjusting brightness/speed (Fn + Arrow keys).

PERFECT FUSION OF DOUBLE-SHOT KEYCAPS AND ANTI-SLIP ENGINEERING



Image: Details of the keyboard's design, including OEM double-shot keycaps for durability, two-stage feet for dual tilt options, and anti-slip pads for secure positioning.

PRODUCT SIZE



Size:
372×115×51 mm
14.65×4.53×2.01 inch

Weight:
820 g



Image: A detailed diagram showing the exact dimensions of the Dierya DK68 keyboard: 372 x 115 x 51 mm (14.65 x 4.53 x 2.01 inches) and a weight of 820g.

4. SETUP

4.1 Wired Connection

1. Connect the provided USB-C cable to the keyboard's USB-C port.
2. Connect the other end of the USB-C cable to an available USB port on your computer.
3. The keyboard will automatically be recognized by your system and is ready for use.

4.2 2.4G Wireless Connection

1. Locate the 2.4G USB receiver (usually stored in a compartment on the keyboard).
2. Plug the 2.4G USB receiver into an available USB port on your computer.
3. Turn on the keyboard. The keyboard should automatically connect to the receiver.

4.3 Bluetooth Connection

The keyboard supports Bluetooth 5.0 and can connect to up to three devices.

1. Turn on the keyboard.
2. Press and hold **FN + Z**, **FN + X**, or **FN + C** for 3-5 seconds to enter Bluetooth pairing mode for BT1, BT2, or BT3 respectively. The corresponding key's backlight will flash rapidly.
3. On your device (PC, Mac, tablet, smartphone), enable Bluetooth and search for new devices.
4. Select "Dierya DK68" from the list of available devices to pair.
5. Once paired, the key's backlight will stop flashing and remain steadily lit for a few seconds.
6. To switch between paired Bluetooth devices, press **FN + Z**, **FN + X**, or **FN + C** briefly.

4.4 Charging the Keyboard

Connect the USB-C cable to the keyboard and a power source (e.g., computer USB port, USB wall adapter). The keyboard has a 3000 mAh battery. A low battery indicator may flash, and the backlight may dim when charging is required. The backlight will indicate charging status and turn off or change color when fully charged.

5. OPERATING INSTRUCTIONS

5.1 FN Key Combinations

The DK68 utilizes FN key combinations to access various functions due to its compact layout:

- **FN + Backspace:** Turn RGB backlight on/off.
- **FN + |:** Switch between different RGB lighting modes (21 effects available).
- **FN + Shift:** Adjust RGB lighting colors.
- **FN + ↑:** Increase backlight brightness.
- **FN + ↓:** Decrease backlight brightness.
- **FN + ←:** Decrease backlight speed.
- **FN + →:** Increase backlight speed.
- **FN + Z/X/C:** Switch between Bluetooth devices BT1/BT2/BT3.
- **FN + Q/W/E/R/T/Y:** (Specific media or function keys, refer to keycaps for exact labels if present).

5.2 RGB Lighting Customization

The keyboard offers 16.8 million colors and 21 lighting effects. Use the FN key combinations described above to cycle through modes, adjust colors, and control brightness and speed. For advanced customization, including macro programming and custom shortcut keys, download the official Dierya software from the manufacturer's website.

6. MAINTENANCE

To ensure the longevity and performance of your Dierya DK68 keyboard, follow these maintenance guidelines:

- **Cleaning:** Use a soft, dry cloth to wipe the keyboard surface. For deeper cleaning, use a can of compressed air to remove dust and debris from between the keycaps.
- **Keycap Removal:** Use the provided keycap puller to carefully remove keycaps for cleaning or replacement. Gently pull straight up to avoid damaging the switch.
- **Switch Maintenance:** The mechanical switches are designed for durability. Avoid spilling liquids on the keyboard. If a switch feels inconsistent, it may require cleaning or replacement.
- **Storage:** When not in use for extended periods, store the keyboard in a cool, dry place away from direct sunlight and extreme temperatures.

7. TROUBLESHOOTING

If you encounter issues with your Dierya DK68 keyboard, refer to the following common solutions:

- **Keyboard Not Responding (Wired):** Ensure the USB-C cable is securely connected to both the keyboard and the computer. Try a different USB port or cable.
- **2.4G Wireless Connection Issues:** Ensure the 2.4G receiver is properly plugged in and the keyboard is turned on. Try plugging the receiver into a different USB port. Ensure there are no strong interferences nearby.
- **Bluetooth Pairing Failure:** Make sure the keyboard is in pairing mode (key flashing). Ensure Bluetooth is enabled on your device and it's within range. Try unpairing and re-pairing the device.
- **Keys Not Registering:** Check for physical obstructions under the keycap. If using wireless, ensure the battery is charged. Try connecting via USB-C to rule out wireless issues.
- **RGB Backlight Not Working:** Ensure the backlight is turned on (FN + Backspace). Adjust brightness (FN + ↑/↓). If issues persist, try resetting the keyboard (if a reset function is available, consult the manufacturer's website).
- **Battery Draining Quickly:** Reduce backlight brightness or turn off RGB when not needed. Ensure the keyboard is fully charged.

For further assistance, please contact Dierya customer support.

8. SPECIFICATIONS





Feature	Detail
Brand	Dierya
Model Number	DK68
Color	White
Keyboard Description	Wireless Gaming Keyboard
Connectivity Technology	Bluetooth/2.4G/Type-C
Compatible Devices	Laptop, PC, Tablet
Dimensions (L x W x H)	31.3 x 10.4 x 4.4 cm (14.65 x 4.53 x 2.01 inches)
Weight	820 g
Battery Capacity	3000 mAh
Battery Life (Light Off)	Up to 90 hours
Battery Life (RGB On)	Up to 8 hours
Standby Time	360 hours
Backlight	RGB (21 effects, 16.8 million colors)
Switch Type	Mechanical (Blue/Red options)
Switch Lifespan	60 million keystrokes


Material	Plastic
Included Components	USB Cable, Keycap Puller


9. WARRANTY AND SUPPORT

The Dierya DK68 keyboard typically comes with a manufacturer's warranty. Please refer to the warranty card included with your purchase or visit the official Dierya website for detailed warranty terms and conditions. For technical support, troubleshooting assistance, or any product-related inquiries, please contact Dierya customer service through their official website or the contact information provided in your product packaging.

Related Documents - DK68

	<p>Dierya DK61se Mechanical Keyboard Manual - Functions and Features</p> <p>Comprehensive user manual for the Dierya DK61se Mechanical Keyboard, detailing all FN key functions, multimedia controls, lighting effects, and support information.</p>
	<p>DIERYA DK61SE Mechanical Keyboard Manual</p> <p>User manual for the DIERYA DK61SE 60% Mechanical Keyboard, detailing functions, shortcuts, and contact information.</p>
	<p>Dierya DK 61SE Mechanical Keyboard Function Guide</p> <p>A comprehensive guide to the function keys and special features of the Dierya DK 61SE mechanical keyboard, including lighting effects and media controls.</p>
	<p>DIERYA DK 61SE Mechanical Keyboard Function Guide</p> <p>Explore the full functionality of your DIERYA DK 61SE mechanical keyboard with this comprehensive manual. Learn about all FN key combinations for multimedia, system controls, lighting adjustments, and special features. Includes product specifications and support contact.</p>





Comprehensive user manual for the DIERYA DK63 Wireless Mechanical Gaming Keyboard. This guide covers product specifications, Bluetooth and 2.4G wireless connectivity, profile management, multimedia controls, RGB lighting customization, and toggle switch operations.