

Teka RBF 78785 FI

Teka RBF 78785 FI Total No Frost Integrated Combi Refrigerator User Manual

Model: RBF 78785 FI

INTRODUCTION

This manual provides essential information for the safe and efficient operation, installation, and maintenance of your Teka RBF 78785 FI Total No Frost Integrated Combi Refrigerator. Please read these instructions carefully before using the appliance and retain them for future reference.



SAFETY INFORMATION

To ensure safe operation, please observe the following precautions:

- Ensure the appliance is properly grounded before use.
- Do not damage the refrigerant circuit.
- Do not use electrical appliances inside the food storage compartments unless they are of the type recommended by the manufacturer.
- Keep ventilation openings clear of obstruction.
- This appliance is intended for household use only.
- Do not store explosive substances such as aerosol cans with a flammable propellant in this appliance.
- Children should be supervised to ensure they do not play with the appliance.

PRODUCT FEATURES

The Teka RBF 78785 FI refrigerator is designed with advanced features for optimal food preservation and user convenience:

- **Total No Frost Technology:** Prevents ice build-up in both the refrigerator and freezer compartments, eliminating the need for manual defrosting and maintaining optimal food freshness.
- **Electronic Thermostat and Interior Control Display:** Allows for precise temperature adjustment and monitoring within the appliance.
- **VitaCare Box Drawers:** Two specialized drawers designed to maintain ideal humidity levels for fruits and vegetables, extending their freshness.
- **LED Interior Lighting:** Provides bright, energy-efficient illumination for clear visibility of contents.
- **Generous Capacity:** A total net capacity of 403 liters, including 150 liters for the freezer, suitable for large households.
- **Safety Glass Shelves:** Five durable and easy-to-clean glass shelves in the refrigerator compartment.
- **Reversible Doors with Easy 90° Opening:** Offers flexibility in installation and allows for full access to drawers even when the door is only partially open.
- **Acoustic Alarm:** Notifies the user if a door is left open, helping to maintain internal temperature and save energy.
- **Energy Efficiency Class D:** Designed for efficient energy consumption.



Image 2: Interior view of a Teka refrigerator, illustrating the arrangement of safety glass shelves and VitaCare Box drawers for organized storage.

SETUP AND INSTALLATION

This appliance is designed for total integration into kitchen cabinetry. Professional installation is recommended.

1. **Unpacking:** Carefully remove all packaging materials. Inspect the appliance for any damage.
2. **Placement:** Position the refrigerator in its designated cabinet space, ensuring adequate ventilation around the unit.
3. **Leveling:** Adjust the integrated feet to ensure the appliance is perfectly level. This is crucial for proper door alignment and efficient operation.
4. **Door Reversibility:** The doors are reversible. If you need to change the door opening direction, consult a qualified technician or the detailed installation guide provided with the product. The Easy 90° opening feature allows for full drawer access even in tight spaces.
5. **Sliding Installation:** The appliance features a sliding installation system for attaching the refrigerator doors to your cabinet doors. Follow the specific instructions provided in the full installation manual for this process.
6. **Electrical Connection:** Connect the appliance to a properly grounded electrical outlet. Ensure the voltage matches the specifications on the rating plate.
7. **Initial Operation:** After installation, wait at least 4 hours before plugging in the appliance to allow refrigerants to settle.

OPERATING INSTRUCTIONS

1. Temperature Control

The refrigerator features an interior control display and an electronic thermostat for precise temperature management.

- Locate the control panel inside the refrigerator compartment.
- Use the designated buttons to adjust the desired temperature for both the refrigerator and freezer sections. Refer to the full manual for specific button functions.
- Recommended refrigerator temperature is between 2°C and 5°C (36°F and 41°F).
- Recommended freezer temperature is -18°C (-0.4°F).

2. Food Storage

- **Refrigerator Compartment:** Utilize the five safety glass shelves for general food items. The door shelves are suitable for bottles and smaller items.
- **VitaCare Box Drawers:** Store fruits and vegetables in the two VitaCare Box drawers. These drawers are designed to maintain optimal humidity, preserving freshness longer.
- **Freezer Compartment:** Use the two freezer drawers for frozen foods. Ensure packages are sealed to prevent freezer burn.
- **Total No Frost:** Due to the Total No Frost system, manual defrosting is not required.

3. LED Lighting

The interior LED lighting activates automatically when the refrigerator door is opened, providing clear visibility.

MAINTENANCE

1. Cleaning

- Always unplug the appliance before cleaning.

- Clean the interior and exterior surfaces with a soft cloth and a mild detergent solution. Avoid abrasive cleaners or solvents.
- Wipe down shelves and drawers regularly. These can be removed for easier cleaning.
- Clean the door seals with warm soapy water to ensure a tight seal.
- Periodically clean the condenser coils at the back or bottom of the appliance (if accessible) to maintain efficiency. Use a soft brush or vacuum cleaner.

2. Defrosting

This appliance features Total No Frost technology, meaning manual defrosting of the refrigerator and freezer compartments is not necessary.

3. Long Periods of Non-Use

- If the appliance will not be used for an extended period, unplug it.
- Empty and clean both compartments thoroughly.
- Leave the doors slightly ajar to prevent odors and mold growth.

TROUBLESHOOTING

Before contacting customer service, please check the following common issues:

Problem	Possible Cause	Solution
Appliance does not operate.	No power supply; plug not inserted correctly; fuse blown.	Check power connection; check household fuse box.
Temperature is not cold enough.	Door not closed properly; frequent door opening; large amount of warm food added; thermostat setting too high; poor ventilation.	Ensure door is sealed; avoid frequent opening; allow food to cool before storing; adjust thermostat to a lower setting; ensure adequate space around the appliance for ventilation.
Excessive noise.	Appliance not level; contact with other objects; normal operating sounds.	Adjust leveling feet; ensure appliance is not touching walls or cabinets; gurgling/humming sounds are normal for refrigeration systems.
Water on the floor.	Drain hole blocked; condensation.	Clear the drain hole (usually at the back of the refrigerator compartment); condensation is normal, especially in humid conditions, ensure doors are closed properly.
Acoustic alarm sounds.	Door left open.	Close the door firmly.

SPECIFICATIONS

Brand	Teka
Model Number	RBF 78785 FI
Configuration	Combi (Refrigerator with bottom freezer)

Total Capacity	403 Liters
Freezer Capacity	150 Liters
Dimensions (W x D x H)	55 cm x 69 cm x 195.3 cm
Weight	91 kg
Energy Efficiency Class	D
Defrost System	Automatic (Total No Frost)
Number of Doors	2
Color	White
Voltage	50.0 (Hz - assumed)
Manufacturer	Teka Industrial
Country of Origin	Spain

WARRANTY AND SUPPORT

For warranty information, technical support, or service requests, please refer to the warranty card included with your appliance or visit the official Teka website. Keep your purchase receipt as proof of purchase for warranty claims.


What's in the Box:

- Teka RBF 78785 FI Refrigerator Unit
- User Manual (this document)
- Warranty Card
- Installation Accessories (e.g., sliding hinges, adjustable feet)








© 2025 Teka. All rights reserved.

Related Documents - RBF 78785 FI



TEKA RBF Series Refrigerator/Freezer User Manual

Comprehensive user manual for TEKA RBF series refrigerators and freezers, detailing installation, operation, maintenance, troubleshooting, and safety guidelines. Includes model numbers RBF 88680 DSS, RBF 88680 SS, RBF 88670 VAN GOGH, RBF 88670 GBK, RBF 84680 SS, RBF 88670 SS, RBF 64670 SS, RBF 64670 WH.

 <p>User Manual RBF 3320 SS RBF 3320 WH ES EN PT</p> <p>www.teka.com</p>	<p>Manual de Usuario Teka RBF 3320 SS y RBF 3320 WH: Guía Completa</p> <p>Descubra cómo instalar, usar y mantener su refrigerador Teka RBF 3320 SS o RBF 3320 WH con este manual de usuario detallado. Incluye consejos de seguridad, eficiencia energética y cuidado del producto.</p>
 <p>User Manual RBF 73340 FI EU</p> <p>www.teka.com</p>	<p>Teka RBF 73340 FI EU User Manual - Installation, Operation & Safety Guide</p> <p>Comprehensive user manual for the Teka RBF 73340 FI EU refrigerator. Find detailed instructions on installation, operation, safety precautions, maintenance, and troubleshooting for your Teka appliance.</p>
 <p>User Manual RBF 54650 SS</p> <p>www.teka.com</p>	<p>Instrukcja obsługi Teka RBF 54650 SS - Przewodnik Użytkownika</p> <p>Szczegółowy przewodnik użytkownika dla lodówki/zamrażarki Teka RBF 54650 SS. Zawiera instrukcje instalacji, obsługi, konserwacji, bezpieczeństwa i rozwiązywania problemów.</p>
 <p>User Manual RSR 10138 EU EN ES PT PL</p> <p>www.teka.com</p>	<p>Teka RSR 10138 EU Refrigerator User Manual</p> <p>Comprehensive user manual for the Teka RSR 10138 EU refrigerator, providing essential information on safety warnings, proper usage, maintenance procedures, troubleshooting tips, and technical specifications.</p>
 <p>User Manual RTF 13610 ES EN PT PL</p> <p>www.teka.com</p>	<p>Teka RTF 13610: Frigorífico Combi Defrost 176cm - Especificaciones y Características</p> <p>Información detallada sobre el frigorífico Teka RTF 13610, incluyendo características, dimensiones, especificaciones técnicas, y etiqueta energética.</p>