

Teka RBF 64660 INOX

Teka RBF 64660 INOX Total No Frost Refrigerator with Bottom Freezer User Manual

Model: RBF 64660 INOX

1. INTRODUCTION

Thank you for choosing a Teka appliance. This user manual provides essential information for the safe and efficient operation, installation, and maintenance of your new Teka RBF 64660 INOX Total No Frost Refrigerator with Bottom Freezer. Please read these instructions carefully before using the appliance and keep them for future reference.

This refrigerator features a Total No Frost cooling system, MetalCooling airflow control, DualTemp control, and specialized compartments like ZeroBox and FreshBox to ensure optimal food preservation.

2. SAFETY INFORMATION

General Safety:

- Ensure the appliance is properly grounded.
- Do not damage the refrigerant circuit.
- Keep ventilation openings clear of obstruction.
- Do not use mechanical devices or other means to accelerate the defrosting process, other than those recommended by the manufacturer.
- This appliance is intended for household use only.
- Children should be supervised to ensure they do not play with the appliance.

Electrical Safety:

- Before cleaning or maintenance, always unplug the appliance.
- Do not pull the power cord to disconnect the appliance. Grasp the plug firmly.
- If the supply cord is damaged, it must be replaced by the manufacturer, its service agent, or similarly qualified persons to avoid a hazard.

3. PRODUCT OVERVIEW

The Teka RBF 64660 INOX is a freestanding refrigerator with a bottom freezer, designed for efficient food storage and preservation.



Figure 1: Front view of the Teka RBF 64660 INOX refrigerator. The appliance features a sleek stainless steel finish with the Teka logo at the top.





Figure 2: Interior view showing the refrigerator compartment at the top and the freezer compartment at the bottom. The refrigerator section includes glass shelves, door balconies, and specialized drawers. The freezer section contains multiple drawers.

4. SETUP AND INSTALLATION

Unpacking:

- Remove all packaging materials, including protective films and tapes.
- Check the appliance for any transport damage. Report any damage immediately to your retailer.

Placement:

- Place the refrigerator on a firm, level surface. Adjust the front adjustable feet to ensure stability and proper leveling.
- Ensure adequate ventilation around the appliance. Maintain a minimum clearance of 5-10 cm from walls and other furniture to allow for proper heat dissipation.
- Avoid placing the appliance near heat sources (e.g., ovens, radiators, direct sunlight) or in excessively cold environments.
- The appliance is suitable for climate classes SN/N/ST/T, meaning it can operate effectively in ambient temperatures ranging from 10°C to 43°C.

Door Reversal:

The doors of the RBF 64660 INOX are reversible, allowing them to open from either the left or right side. Refer to the detailed diagrams in the full manual for instructions on how to reverse the door hinges. This process typically requires specific tools and careful handling.

Initial Power-On:

- After placement, wait at least 2-4 hours before plugging in the appliance to allow the refrigerant to settle.
- Plug the appliance into a dedicated, properly grounded electrical outlet.
- Set the desired temperature using the internal control panel. Allow the refrigerator to cool down for several hours (typically 4-6 hours) before loading it with food.

5. OPERATING INSTRUCTIONS

Control Panel:

The RBF 64660 INOX features an internal electronic control panel for adjusting temperature and activating special functions. Consult the full manual for a detailed diagram and explanation of each button and indicator.

Temperature Settings:

- The refrigerator temperature can typically be set between 2°C and 8°C.
- The freezer temperature can typically be set between -16°C and -24°C.
- Adjust settings based on ambient temperature, frequency of door opening, and amount of food stored.

Special Functions:

- **Holiday Function:** Activates an energy-saving mode when you are away for an extended period. The refrigerator compartment maintains a higher temperature (e.g., 15°C) to prevent odors while the freezer

operates normally.

- **Fast Cooling:** Quickly lowers the refrigerator temperature, ideal for cooling newly added groceries.
- **Fast Freezing:** Rapidly lowers the freezer temperature, suitable for freezing fresh food quickly to preserve its quality.
- **ECO Function:** Optimizes energy consumption.

Internal Compartments:



Figure 3: The ZeroBox drawer, designed to maintain a temperature close to 0°C, ideal for storing fresh meat and fish.



Figure 4: The FreshBox drawer, designed to maintain optimal humidity levels for fruits and vegetables, keeping them fresh longer.

- **ZeroBox:** A specialized drawer designed to maintain a temperature close to 0°C, ideal for preserving

fresh meat and fish for longer periods.

- **FreshBox:** A humidity-controlled drawer for storing fruits and vegetables, helping to maintain their freshness and crispness.
- **FlipBox:** A versatile compartment for flexible storage.
- **Bottle Rack:** A dedicated 2-liter bottle rack designed to hold up to 3 bottles securely.



Figure 5: Close-up view of the freezer drawers, showing ample space for various frozen items. The drawers are designed for easy access and organization.

6. MAINTENANCE AND CLEANING

Cleaning the Interior:

- Unplug the appliance before cleaning.
- Clean the interior regularly with a soft cloth and a mild, non-abrasive detergent.
- Rinse with clean water and dry thoroughly.
- Do not use abrasive cleaners, solvents, or hot water, as these can damage surfaces.
- Remove and clean shelves, drawers, and door balconies as needed.

Cleaning the Exterior:

- Wipe the exterior surfaces with a soft, damp cloth. For stainless steel finishes, use a specialized stainless steel cleaner.

- Clean the door seals regularly to ensure a tight seal and prevent energy loss.

Total No Frost System:

Your Teka RBF 64660 INOX refrigerator features a Total No Frost system, which prevents ice buildup in both the refrigerator and freezer compartments. This means manual defrosting is not required.

LED Lighting:

The internal LED lighting is designed for long life. If it requires replacement, contact authorized service personnel.

7. TROUBLESHOOTING

Before contacting service, please check the following common issues and solutions:

Problem	Possible Cause	Solution
Appliance does not operate.	No power supply; plug not inserted correctly; fuse blown.	Check power connection; check household fuse box.
Temperature is not cold enough.	Door opened too frequently; large amount of warm food added; poor ventilation; temperature setting too high.	Reduce door openings; allow food to cool before storing; ensure proper ventilation; adjust temperature setting lower.
Unusual noises.	Appliance not level; contact with wall or other objects; normal operating sounds (e.g., refrigerant flow, compressor).	Level the appliance using adjustable feet; ensure clearance; these sounds are normal.
Water on the bottom of the refrigerator compartment.	Drain hole blocked.	Clear the drain hole at the back of the refrigerator compartment.
Acoustic alarm sounds.	Door left open; temperature too high.	Close the door; check temperature settings and allow time to cool.

If the problem persists after checking these points, please contact Teka customer service or an authorized service technician.

8. SPECIFICATIONS

Feature	Specification
Brand	Teka
Model Number	RBF 64660 INOX
Type	Freestanding Refrigerator with Bottom Freezer
Total Capacity	338 Liters
Freezer Capacity	150 Liters

Feature	Specification
Dimensions (H x W x D)	185 cm x 59.5 cm x 70 cm
Weight	85 kg
Color	Stainless Steel
Cooling System	Total No Frost, MetalCooling, DualTemp Control
Defrost System	Automatic
Motor	Inverter
Control	Internal Electronic Thermostat
Number of Doors	2 (Reversible)
Climate Class	SN/N/ST/T
Voltage	50.0 V (Frequency not specified, typically 50/60Hz)
Energy Efficiency Rating	C (BEE Rating: 5 Star)
Special Features	ZeroBox, FreshBox, FlipBox, 2L Bottle Rack, Holiday Function, Fast Cooling, Fast Freezing, ECO Function, Acoustic Alarm, Easy 90° Door Opening


9. WARRANTY AND SUPPORT

For warranty information, please refer to the warranty card included with your appliance or visit the official Teka website. In case of technical issues or if you require spare parts, please contact Teka customer service or an authorized service center. Ensure you have your model number (RBF 64660 INOX) and serial number ready when contacting support.




Manual de Usuario Teka RBF 3320 SS y RBF 3320 WH: Guía Completa

Descubra cómo instalar, usar y mantener su refrigerador Teka RBF 3320 SS o RBF 3320 WH con este manual de usuario detallado. Incluye consejos de seguridad, eficiencia energética y cuidado del producto.




[Teka RBF 73340 FI EU User Manual - Installation, Operation & Safety Guide](#)

Comprehensive user manual for the Teka RBF 73340 FI EU refrigerator. Find detailed instructions on installation, operation, safety precautions, maintenance, and troubleshooting for your Teka appliance.



Isotherm Cruise & Drawer Marine Freezers: Installation and Operating Guide

Comprehensive installation and operating instructions for Isotherm Cruise and Drawer marine freezers. Covers setup, usage, maintenance, troubleshooting, and technical specifications for marine environments.



Fisher & Paykel Electronic 635 Refrigerator/Freezer Parts Manual

This parts manual provides detailed diagrams and part numbers for Fisher & Paykel Electronic 635 Refrigerator/Freezer models, including top freezer and bottom freezer configurations with various door and handle types.



Frigorífico Americano Side By Side Hisense RS3P558NEIE - Características e Especificações

Informações detalhadas sobre o Frigorífico Americano Side By Side Hisense RS3P558NEIE, incluindo eficiência energética, capacidade, funcionalidades como No Frost e Multi-Air Flow, e especificações técnicas.



[Teka NFL 340 Refrigerator User Manual](#)

Comprehensive user manual for the Teka NFL 340 refrigerator, covering installation, operation, maintenance, and troubleshooting. Includes safety warnings, technical specifications, and company contact information.

[pdf]



Diptico Teka Care 25 indd 1771 2cemevisa files promocion webs 2 |||

Solicita tu reembolso hasta el 15 de octubre de 2025 para las facturas dentro de las fechas en promo ... REF. 113400043 100 RBF 68670 INOX REF. 113400047 100 RBF 88670 CRISTAL NEGRO REF. 113400042 100 **RBF 64660 INOX** REF. 113400035 60 RBF 44630 INOX REF. 113410023 60 RBF 44630 NEGRO REF. 113410018 ...

lang:es **score:23** filesize: 2.39 M page_count: 14 document date: 2025-07-18