

PEMOTech MOTech117-AAB0084-BBC80-US-FBA

PEMOTech 24-Tube 576 LED Meteor Shower Lights Instruction Manual

Model: MOTech117-AAB0084-BBC80-US-FBA

1. INTRODUCTION

Thank you for choosing PEMOTech Meteor Shower Lights. These lights are designed to create a stunning visual effect, perfect for enhancing your outdoor decorations during holidays and special occasions. This manual provides essential information for safe installation, operation, and maintenance of your new lights.

Key Features:

- **Romantic Meteor Shower Effect:** Features an ice rain effect where lights illuminate and fade in sequence, mimicking a meteor shower.
- **High Brightness:** Comprised of 24 PVC tubes, each containing 24 LEDs, totaling 576 LED beads for 360-degree illumination.
- **Durable & Waterproof:** Constructed with transparent PC material, dustproof, corrosion-resistant, and IP65 waterproof rated for outdoor use in various weather conditions.
- **Connectable Design:** Equipped with secure plugs and sockets, allowing connection of multiple light strings (recommended to connect 1-2 additional strings for optimal brightness).
- **Safety Assured:** Powered by a safe 7V low-voltage system and UL Certified, ensuring no risk of electric shock or fire. LEDs remain cool during extended use.
- **Flexible Installation:** Includes a 5-meter cable for versatile placement and decoration.

2. IMPORTANT SAFETY INFORMATION

- Read all instructions before installation and use.
- Ensure the power source matches the specified voltage (7V).
- Do not attempt to modify or repair the lights yourself. Contact qualified personnel for service.
- Keep children and pets away from the lights during operation.
- Unplug the lights from the power source before cleaning or maintenance.
- Avoid placing lights near flammable materials.

3. PACKAGE CONTENTS

Please check the package to ensure all items are present and undamaged:

- 1 x PEMOTech Meteor Shower Light String (24 tubes, 576 LEDs)
- 1 x UL Certified Power Adapter (7V)
- 1 x User Manual

4. SETUP AND INSTALLATION

Follow these steps to set up your PEMOTech Meteor Shower Lights:

1. **Unpack:** Carefully remove the light string and power adapter from the packaging.
2. **Placement:** Determine the desired location for your lights. The 5-meter lead cable provides flexibility for outdoor placement on trees, eaves, patios, or other structures.
3. **Connect Tubes:** The 24 tubes are pre-attached to the main string. Ensure all connections are secure.
4. **Connect Power Adapter:** Plug the power adapter into the main light string connector.
5. **Extend (Optional):** If you wish to connect multiple strings, align the tail connector of one string with the lead connector of another and securely twist to connect. It is recommended to connect no more than 1-2 additional strings to maintain optimal brightness and performance.
6. **Secure Lights:** Use appropriate hooks, clips, or ties (not included) to securely hang the light tubes in your desired arrangement. Ensure the tubes hang freely to achieve the full meteor shower effect.
7. **Power On:** Plug the UL Certified power adapter into a suitable outdoor power outlet.

Product Dimensions



Image: Product dimensions showing the 16.4ft lead wire, 17.7inch spacing between tubes, and 12inch tube length.

Extendable

PLUG & PLAY

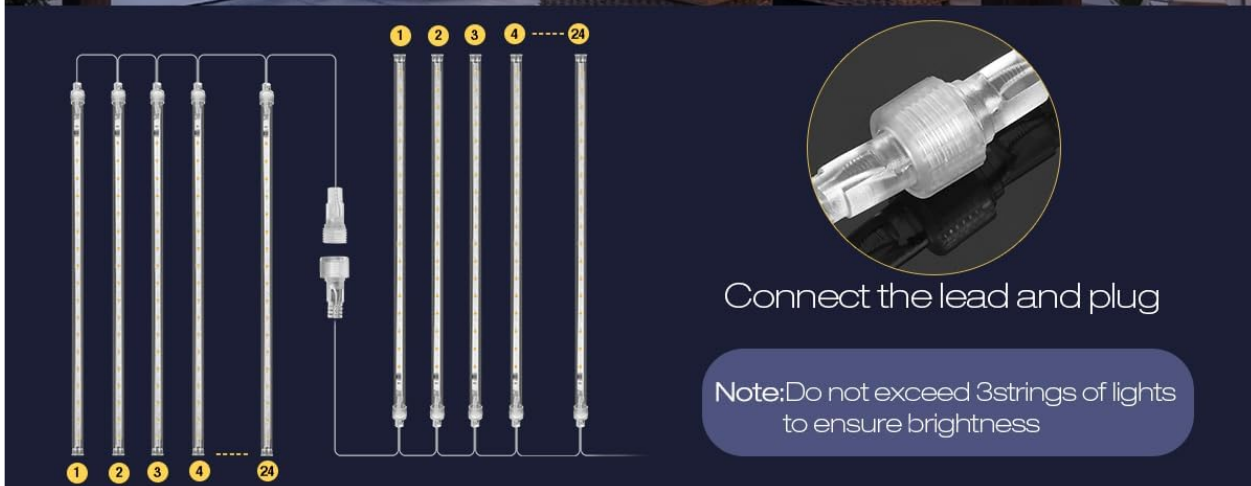


Image: Diagram illustrating the 'Plug & Play' extendable feature, showing how to connect multiple strings. Note: Do not exceed 3 strings of lights to ensure brightness.

5. OPERATION

Once properly installed and connected to power, your PEMOTech Meteor Shower Lights will automatically display their unique effect.

- **Meteor Shower Effect:** The 576 LED beads within the 24 tubes will light up and fade in sequence, creating a dynamic, cascading light display that simulates falling meteors or rain.
- **Color:** This specific model features Cool White LEDs, providing a bright and crisp illumination.

Video: Demonstration of PEMOTech Meteor Shower Lights installed on an outdoor patio, showcasing the cascading light effect. Provided by PEMOTech US.

Video: Short demonstration of PEMOTech Meteor Shower Lights installed on an outdoor tree, highlighting the falling light pattern. Provided by PEMOTech US.

Video: General overview of PEMOTech Meteor Shower Lights in an outdoor setting, showing their decorative appeal. Provided by PEMOTech US.


6. MAINTENANCE AND CARE

Proper maintenance ensures the longevity and optimal performance of your lights.

- **Cleaning:** Before cleaning, always unplug the lights. Use a soft, damp cloth to gently wipe the tubes and cables. Avoid harsh chemicals or abrasive cleaners.
- **Storage:** When not in use, store the lights in a cool, dry place, away from direct sunlight and extreme temperatures. Coil the string neatly to prevent tangling and damage to the wires or tubes.
- **Inspection:** Periodically inspect the lights for any signs of wear, damage, or loose connections. Replace any damaged components immediately.

Outdoor Durability

High-quality material with IP65 waterproof ratings



IP65 Waterproof



High-quality
durable PC material

Image: Close-up view highlighting the IP65 waterproof rating and high-quality durable PC material of the light tubes.



BRIGHTER AND MORE DURABLE



High Brightness LEDs
Double Side Sparkling



576LEDs(16tubes*36)



IP65 Waterproof



Breathable Hole

Image: Detailed view of the light components, emphasizing 576 LEDs, 24 tubes, double-side sparkling, IP65 waterproof design, and a breathable hole for durability.

7. TROUBLESHOOTING

If you encounter any issues with your PEMOTech Meteor Shower Lights, please refer to the following common problems and solutions:

Problem	Possible Cause	Solution
Lights do not turn on.	No power, loose connection, faulty adapter.	Check if the power adapter is securely plugged into the outlet and the light string. Test the outlet with another device. Ensure the power adapter is functioning correctly.
Some tubes are not lighting up.	Loose connection between tubes, damaged tube.	Inspect connections between individual tubes. If a tube is physically damaged, it may need replacement.







Problem	Possible Cause	Solution
Lights are dim or flickering.	Too many strings connected, insufficient power.	Reduce the number of connected light strings. Ensure you are not exceeding the recommended limit of 1-2 additional strings.
Meteor effect is inconsistent.	Power fluctuation, internal issue.	Ensure a stable power supply. If the issue persists, contact customer support.

8. SPECIFICATIONS

Feature	Detail
Model Number	MOTech117-AAB0084-BBC80-US-FBA
Color	Cool White
Brand	PEMOTech
Indoor/Outdoor Usage	Outdoor
Special Feature	Corded
Light Source Type	LED
Power Source	AC
Number of Light Sources	576
Material	Polycarbonate
Item Weight	15.8 ounces
Package Dimensions	14.45 x 4.41 x 2.4 inches
Waterproof Rating	IP65
Voltage	7V (Low-Voltage System)
Certifications	UL Certified

9. WARRANTY AND SUPPORT

For any questions, concerns, or support needs regarding your PEMOTech Meteor Shower Lights, please contact PEMOTech US customer service. Refer to your purchase documentation for specific warranty details. You can visit the PEMOTech Store for more information:[PEMOTech Store](#)

	<p>Amazon FBA Fulfilmentkosten en Services Gids</p> <p>Een uitgebreide gids voor Amazon Fulfilment by Amazon (FBA) kosten, inclusief fulfilmentkosten, opslagkosten, optionele services, verwijzingsvergoedingen en veelgestelde vragen voor verkopers.</p>
	<p>Amazon FBA and MCF Fee Schedule</p> <p>This document outlines the fee schedule for Amazon's Fulfilment by Amazon (FBA) and Multichannel Fulfilment (MCF) services, detailing various charges for storage, shipping, and additional services across different European countries. It includes breakdowns by product size, weight, and service type, with specific rates for standard and expedited shipping, as well as programs like Pan-European FBA and European Fulfilment Network (EFN).</p>
	<p>Fulfilment by Amazon (FBA) Fee Schedule for Europe</p> <p>Detailed fee schedule for Fulfilment by Amazon (FBA) services in Europe, covering shipping fees, storage fees, optional services, and referral fees. Includes rates valid from October 15, 2025.</p>
	<p>Amazon Europe Expansion Strategy for New Sellers</p> <p>A comprehensive guide for new Amazon sellers to expand into the European market, covering UK, Germany, France, Italy, Spain, and emerging markets. Learn about the 4-week launch in the UK and the 12-week expansion to Germany, France, Italy, Spain, and new hotspots.</p>
	<p>Successful Launch Guide for Amazon Sellers</p> <p>A guide for Amazon sellers on achieving a successful launch by leveraging key programs and tools to expand their business and maximize sales.</p>
	<p>Successful Amazon Product Launch Guide</p> <p>A guide to successfully launching products on Amazon, detailing key programs and strategies to expand your business and maximize sales. Learn about FBA, advertising, brand registry, and more.</p>