

- manuals.plus /
- >

PEMOTech /

>

PEMOTech Meteor Shower LED Lights Instruction Manual (24 Tubes, Blue)

PEMOTech MOTech117-AAB0085-BBC80-US-FBA

PEMOTech Meteor Shower LED Lights Instruction Manual

Model: MOTech117-AAB0085-BBC80-US-FBA | Brand: PEMOTech

		Introduction	Safety Information	Package		
Contents	Setup	Operation	Maintenance	Troubleshooting	Specifications	Warranty & Support

1. INTRODUCTION

Thank you for choosing the PEMOTech Meteor Shower LED Lights. This product is designed to provide a dazzling visual effect for outdoor decoration, suitable for various occasions such as holidays, parties, and general outdoor ambiance. This manual provides essential information for the safe and effective use of your new lights. Please read it thoroughly before installation and retain it for future reference.



*Image: Blue meteor shower lights creating a festive atmosphere on a house and tree.*

## 2. SAFETY INFORMATION

Always adhere to the following safety guidelines to prevent injury or damage to the product:

- **Outdoor Use Only:** These lights are specifically designed and rated for outdoor use (IP65 waterproof). Ensure all connections are secure and protected from direct water exposure where possible.
- **Power Source:** Use only the provided UL-certified power adapter. The lights operate on a safe 7V low-voltage system. Do not attempt to connect them to a higher voltage supply.
- **Electrical Safety:** Do not overload electrical outlets. Avoid running cables through doorways or windows where they may be pinched or damaged. Keep children and pets away from electrical components.
- **Installation:** Ensure the lights are securely mounted to prevent them from falling. Do not install near heat sources or flammable materials.
- **Damage:** Do not use the lights if the cord, tubes, or power adapter are damaged. Contact customer support for assistance.

### 3. PACKAGE CONTENTS

---

Verify that all items are present in your package:

- 1 x PEMOTech Meteor Shower LED Light String (24 Tubes, Blue)
- 1 x UL Certified Power Adapter
- 1 x User Manual

### 4. SETUP INSTRUCTIONS

---

1. **Unpack:** Carefully remove all components from the packaging. Inspect the lights and power adapter for any signs of damage.
2. **Placement:** Choose a suitable outdoor location for installation. Ensure the surface is stable and can support the weight of the lights. The 5-meter cable provides flexibility for placement.
3. **Mounting:** Securely hang the light string using appropriate outdoor-rated fasteners (not included). Ensure the tubes hang freely to achieve the desired meteor shower effect.
4. **Connecting Multiple Strings (Optional):** The light string features secure plugs and sockets for connecting additional sets. To extend the decoration area, connect the tail connector of one string to the lead plug of another. It is recommended to connect a maximum of 2-3 additional strings to maintain optimal brightness.



# Extendable

PLUG & PLAY




Image: Illustration of connecting multiple light strings.

5. **Power Connection:** Plug the UL-certified power adapter into a suitable outdoor-rated electrical outlet. Ensure the outlet is protected from weather elements.

# Product Dimensions




Image: Product dimensions and component overview.

## 5. OPERATING INSTRUCTIONS

The PEMOTech Meteor Shower LED Lights feature a convenient timer function:


1. **Power On:** Once plugged in, the lights will illuminate.
2. **Activating the Timer:** Press the button on the power adapter once. A green indicator light will turn on, signifying that the 6-hour timer function is active. The lights will automatically turn off after 6 hours and turn on again at the same time the next day.



3. **Disabling the Timer (Always On Mode):** If you wish for the lights to remain on continuously until manually turned off or unplugged, press the button on the power adapter a second time. The green indicator light will turn off, indicating that the timer function is deactivated.


## Easy Timer Function

### 6-Hour Auto Shutoff with One Button




**Press once -6-Hour Timer ON**  
Green Light Indicates Timer Mode


**Press Again -Always On**  
Light Stays On Until Switched Off




Plug & Play



Energy-Saving



Outdoor-Ready



Waterproof

Image: Easy Timer Function diagram.

Video: A short preview demonstrating the PEMOTech Christmas Lights Outdoor in action.

Video: A short preview showcasing the PEMOTech Christmas Lights Outdoor on a tree.

## 6. MAINTENANCE

- **Cleaning:** Disconnect the power before cleaning. Wipe the tubes and cables with a soft, damp cloth. Do not use harsh chemicals or abrasive cleaners.
- **Storage:** When not in use, store the lights in a cool, dry place, away from direct sunlight and extreme temperatures. Carefully coil the string to prevent tangling and damage.
- **Inspection:** Periodically inspect the lights, cables, and connections for any signs of wear, damage, or corrosion. Replace any damaged components immediately.

## 7. TROUBLESHOOTING

Problem	Possible Cause	Solution
Lights do not turn on.	No power, loose connection, damaged adapter.	Check power outlet. Ensure all connections are secure. Inspect the power adapter for damage.
Lights are dim.	Too many strings connected, power issue.	Reduce the number of connected strings (max 2-3 additional). Check power supply.
Lights blink erratically.	This is the intended meteor shower effect. If not, check connections.	Observe if the blinking is consistent with the meteor effect. If not, ensure all connections are firm.
Water inside tubes.	Extreme weather, seal compromise.	While IP65 rated, prolonged exposure to extreme conditions can affect durability. If significant water ingress occurs, discontinue use and contact support.

## 8. SPECIFICATIONS



Feature	Detail
Model Number	MOTech117-AAB0085-BBC80-US-FBA
Brand	PEMOTech
Color	Blue
Indoor/Outdoor Usage	Outdoor
Special Feature	Corded, Timer Function
Light Source Type	LED
Power Source	AC
Number of Light Sources	576 LEDs
Number of Tubes	24 Tubes
Tube Length	30cm (12 inches)
Total Length	Approximately 15.8 meters (51.83 feet)

Feature	Detail
Lead Wire Length	5 meters (16.4 feet)
Voltage	7V (Low-Voltage System)
Waterproof Rating	IP65
Material	Polycarbonate
Item Weight	1.01 pounds
Package Dimensions	14.45 x 4.41 x 2.32 inches





## 9. WARRANTY & SUPPORT

Specific warranty details for this product are not provided in the available information. For warranty claims, technical support, or any product-related inquiries, please contact PEMOTech customer service directly through their official website or the retailer where the product was purchased. Please have your model number and purchase date available when contacting support.

### Related Documents - MOTech117-AAB0085-BBC80-US-FBA

	<p><a href="#">Amazon FBA and MCF Fee Schedule</a></p> <p>This document outlines the fee schedule for Amazon's Fulfilment by Amazon (FBA) and Multichannel Fulfilment (MCF) services, detailing various charges for storage, shipping, and additional services across different European countries. It includes breakdowns by product size, weight, and service type, with specific rates for standard and expedited shipping, as well as programs like Pan-European FBA and European Fulfilment Network (EFN).</p>
	<p><a href="#">Fulfilment by Amazon (FBA) Fee Schedule for Europe</a></p> <p>Detailed fee schedule for Fulfilment by Amazon (FBA) services in Europe, covering shipping fees, storage fees, optional services, and referral fees. Includes rates valid from October 15, 2025.</p>



	<p><a href="#">Amazon Europe Expansion Strategy for New Sellers</a></p> <p>A comprehensive guide for new Amazon sellers to expand into the European market, covering UK, Germany, France, Italy, Spain, and emerging markets. Learn about the 4-week launch in the UK and the 12-week expansion to Germany, France, Italy, Spain, and new hotspots.</p>
	<p><a href="#">Successful Launch Guide for Amazon Sellers</a></p> <p>A guide for Amazon sellers on achieving a successful launch by leveraging key programs and tools to expand their business and maximize sales.</p>
	<p><a href="#">Successful Amazon Product Launch Guide</a></p> <p>A guide to successfully launching products on Amazon, detailing key programs and strategies to expand your business and maximize sales. Learn about FBA, advertising, brand registry, and more.</p>
	<p><a href="#">Amazon FBA New Selection Incentive Plan: Enhanced Benefits for Sellers</a></p> <p>Explore the Amazon FBA New Selection Incentive Plan, designed to help sellers reduce costs and increase growth. Discover enhanced benefits including sales rebates, free storage, free removal, and more across various Amazon marketplaces.</p>