

## DUCO MS003

# DUCO AI Translation Smart Glasses MS003 User Manual

Your guide to seamless communication and enhanced audio experience.

## INTRODUCTION

The DUCO MS003 AI Translation Smart Glasses combine advanced technology with a stylish design to offer a versatile wearable experience. These glasses provide real-time translation for up to 160 languages, Bluetooth audio for music and calls, AI assistance, and blue light protection. Designed for convenience and functionality, they are an ideal companion for meetings, travel, and daily use.



Figure 1: DUCO MS003 AI Translation Smart Glasses. These glasses feature a sleek black frame with integrated technology for smart functions.

## WHAT'S IN THE BOX

---

Upon unboxing your DUCO MS003 Smart Glasses, ensure all the following items are present:

- DUCO MS003 AI Translation Smart Glasses
- Magnetic Charging Cable
- Microfiber Cleaning Cloth
- Microfiber Pouch
- User Manual



Figure 2: The package includes the smart glasses, a magnetic charging cable, a microfiber cleaning cloth, a microfiber pouch, and a user manual.

## SETUP

### Charging Your Glasses

Before initial use, fully charge your DUCO MS003 Smart Glasses. The innovative dual magnetic temple design makes charging simple and fast. Connect the magnetic charging cable to the designated ports on both temples of the glasses and plug the USB end into a power source. A full charge takes approximately 1.5 hours and provides up to 30-50 hours of battery life, or 10 hours of continuous music listening.

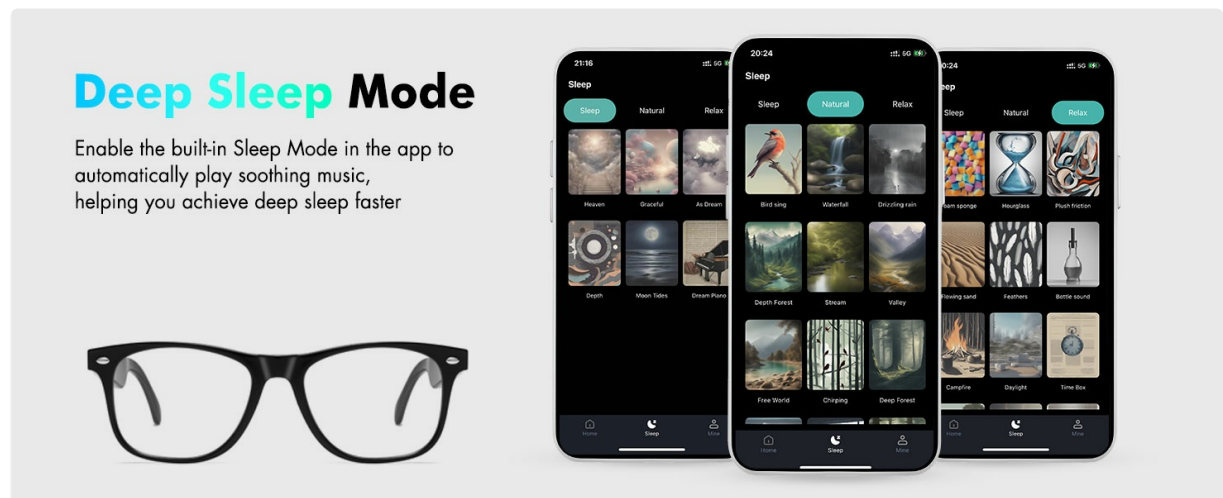


Figure 3: The magnetic charging cable easily attaches to both temples of the glasses for convenient power replenishment.

### Power On/Off

The glasses automatically power on when the temples are unfolded and power off when folded. A blinking light on the side indicates pairing status.

### Bluetooth Pairing

To pair your glasses with your smartphone or other Bluetooth-enabled device:

1. Ensure the glasses are powered on (unfolded).
2. Enable Bluetooth on your smartphone.
3. Search for available devices and select "DUCO MS003" or similar from the list.
4. Once connected, the glasses will indicate successful pairing. They will auto-connect to your device in the future.

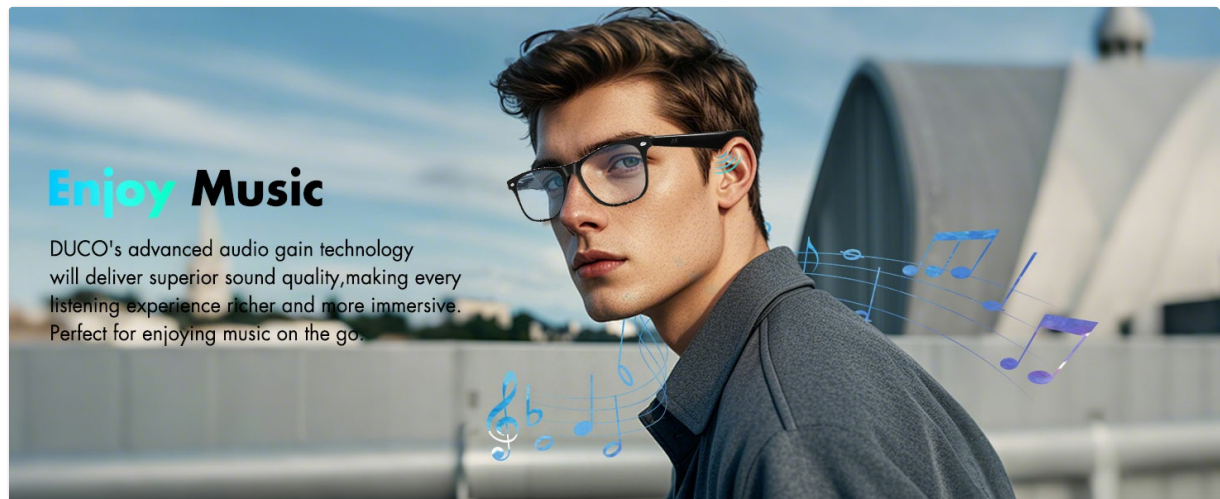


Figure 4: The glasses utilize Bluetooth 6.0 for robust and seamless wireless connectivity, ensuring stable pairing with your devices.

## App Installation

For full functionality, including AI translation and intelligent tools, download the companion app (e.g., "Ear Dance" or similar as indicated in the manual) from your device's app store. Scan the QR code provided in the packaging or user manual for direct access.

Video 1: This video demonstrates the initial setup and Bluetooth pairing process for the smart glasses, highlighting how to connect them to a smartphone and access the companion app for advanced features.

## OPERATING YOUR GLASSES

---

### Intelligent Touch Controls

The glasses feature intuitive touch controls on the temples for easy management of various functions:

- **Answer/End Call:** Tap L/R once
- **Take Photo:** Tap L/R four times
- **Decline Phone Call:** Tap L/R for 2 seconds
- **Previous Song:** Tap L three times
- **Next Song:** Tap R three times
- **Increase Volume:** Tap R twice
- **Reduce Volume:** Tap L twice
- **Voice Assistant:** Tap L/R for 2 seconds

## Break language barriers in 163+ tongues

- Instant voice translation
- Accurate text conversion
- Culturally adapted phrases



Figure 5: The temple of the smart glasses features a touch-sensitive area for controlling calls, music, and voice assistant functions with simple taps.

### Music Playback

Enjoy high-definition audio for your favorite music. Use the touch controls to play, pause, skip tracks, and adjust volume. The open-ear design allows you to stay aware of your surroundings while enjoying your audio.

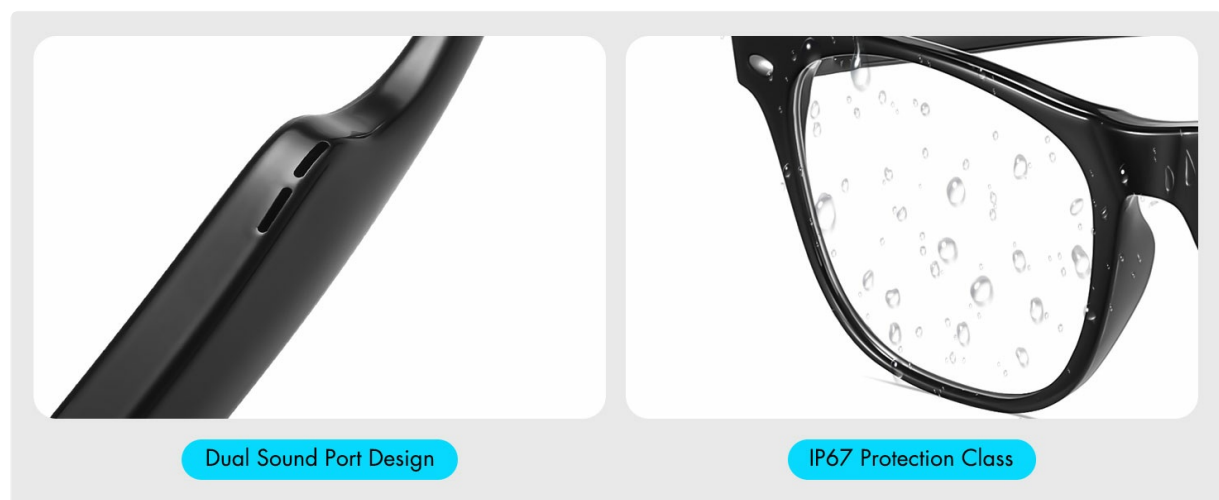


Figure 6: A man is shown relaxing and enjoying music through his DUCO smart glasses, demonstrating the open-ear audio experience.

### Phone Calls

Make and receive calls hands-free with the integrated noise-canceling microphone for clearer conversations. Use the touch controls to answer, end, or decline calls.





Figure 7: A couple is shown in a car, with one person wearing smart glasses, illustrating the hands-free calling feature while driving.

## AI Assistant & Voice Assistant

Access your AI assistant or voice assistant by tapping the temple for 2 seconds. This allows for effortless communication, entertainment, and convenience.



Figure 8: The app interface displays six intelligent tools, including AI Dialogue Mode, Free Talk, Translation Machine Mode, Headphone+Phone Mode, Voice Note Mode, and Photo Translation.

## Real-Time Translation

The DUCO MS003 glasses offer real-time translation for up to 160 languages, breaking down language barriers in various scenarios.

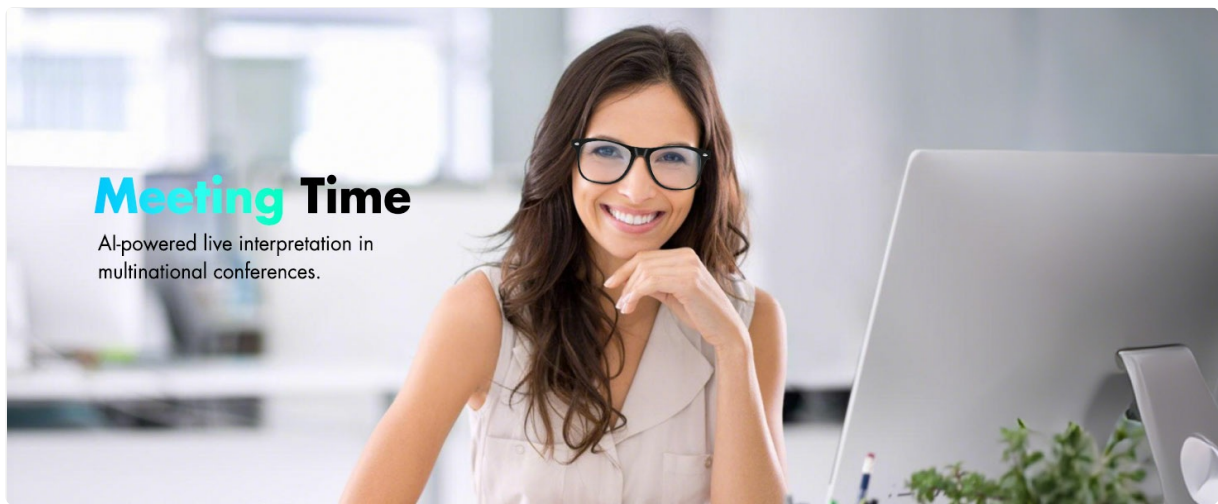


Figure 9: The companion app supports instant voice translation and accurate text conversion across 163 languages, facilitating global communication.

Video 2: This video demonstrates the real-time translation capabilities of the smart glasses, showing how spoken language is translated and displayed or audibly communicated through the glasses.

## Simultaneous Interpretation

Translate the other party's words and broadcast them directly into your earphone for seamless understanding.

## Earbuds + Phone Mode

Translate conversations between two parties. You wear the glasses, while the other person uses the mobile phone to communicate face-to-face.

## Photo Translation

Utilize the app to translate text from photos, useful for signs or documents in foreign languages.

## Meeting Recording & AI-Generated Summaries

Record transcription of meetings and generate summaries, helping you capture key points and action items efficiently.

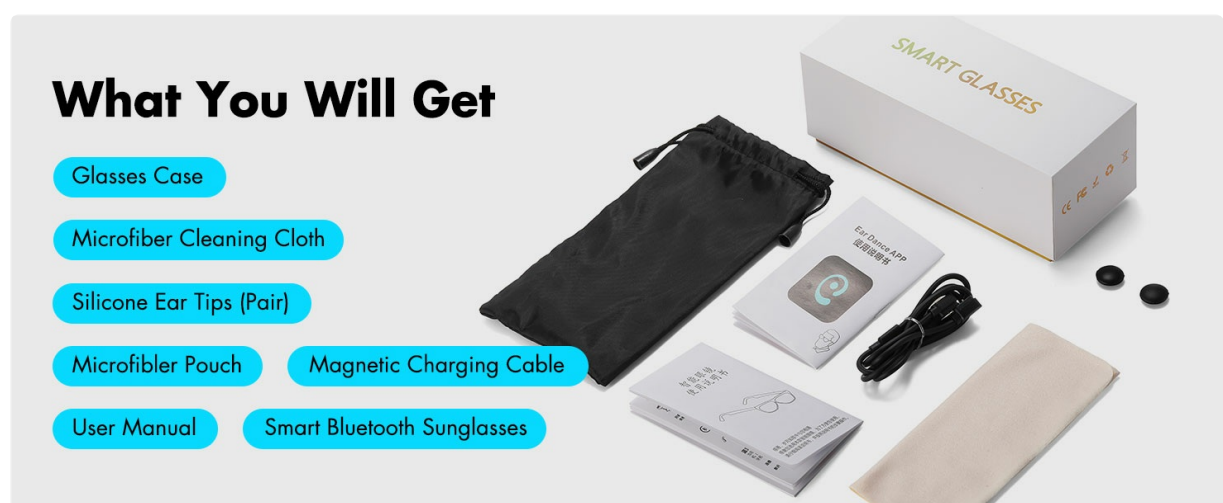


Figure 10: A woman is shown in a professional meeting setting, wearing smart glasses, illustrating their use for AI-powered live interpretation in multinational conferences.

## KEY FEATURES

### Open-Ear Audio & Hi-Fi Sound



Experience high-fidelity audio with an open-ear design, allowing you to enjoy your media while remaining aware of your surroundings. The ENC (Environmental Noise Cancellation) technology ensures clear sound quality for both music and calls.




Figure 11: A visual representation of the Hi-Fi Audio and ENC features, showing sound waves and noise reduction capabilities for an enjoyable and clear listening experience.

## Blue Light Protection Lenses

The lenses are designed with blue light protection, reducing eye strain and improving sleep quality, especially after prolonged screen exposure. They also offer UV400 protection and true color accuracy.




Figure 12: This diagram illustrates how the blue light protection lenses filter harmful light, reducing eye strain and improving sleep quality.

## Long-Lasting Battery

Equipped with a 170mAh high-capacity battery, the glasses provide up to 10 hours of music time, 8 hours of talking time, and a standby time of 150 hours on a single 1.5-hour charge.

## Waterproof & Dustproof

With an IP67 rating, the glasses are dustproof and waterproof, making them resistant to sweat and splashes, suitable for various environments.

## MAINTENANCE

To ensure the longevity and optimal performance of your DUCO MS003 Smart Glasses:



- **Cleaning:** Use the provided microfiber cleaning cloth to gently wipe the lenses and frame. Avoid harsh chemicals or abrasive materials.
- **Storage:** Store the glasses in the microfiber pouch when not in use to protect them from scratches and dust.
- **Battery Care:** Avoid fully discharging the battery frequently. Charge regularly to maintain battery health.
- **Water Exposure:** While IP67 rated, avoid submerging the glasses in water. Dry thoroughly if exposed to splashes or sweat.

## TROUBLESHOOTING

---

If you encounter any issues with your DUCO MS003 Smart Glasses, please refer to the following common solutions:

- **No Power:** Ensure the glasses are fully charged. Check the magnetic charging cable connection.
- **Bluetooth Disconnection:** Ensure the glasses are within range of your device. Re-pair the glasses via your device's Bluetooth settings.
- **App Issues:** Ensure the app is updated to the latest version. Restart the app or your smartphone.
- **Translation Inaccuracy:** Verify correct source and target languages are selected in the app. Ensure clear speech for voice translation.
- **Sound Quality:** Check the volume settings on both the glasses and your connected device. Ensure the speakers are not obstructed.

For further assistance, please consult the full user manual or contact customer support.

## SPECIFICATIONS

---

Feature	Detail
Model Number	MS003
Brand	DUCO
Item Weight	0.705 ounces
Battery Capacity	50 Milliamp Hours (170mAh total)
Battery Life	30-50 hours (standby), 10 hours (music), 8 hours (talk)
Connectivity Technology	Bluetooth 6.0
Waterproof Rating	IP67
Operating System	iOS, Android
Special Features	AI Translation, Lightweight, Phone Call, Music Player, Blue Light Protection

## WARRANTY AND SUPPORT

---

DUCO products are designed for quality and reliability. For specific warranty details and customer support, please refer to the warranty card included in your product packaging or visit the official DUCO Store online. You can find more information and contact options at the [DUCO Store](#).

