

realme C73 5G

realme C73 5G Smartphone User Manual

Model: C73 5G (RMX3945)

1. INTRODUCTION

This manual provides essential information for the proper use and maintenance of your realme C73 5G Smartphone. Please read this guide thoroughly before operating your device to ensure optimal performance and longevity.



Image 1.1: Front and rear view of the realme C73 5G Smartphone, highlighting its design and camera module.

2. WHAT'S IN THE BOX

Verify that all items are present in the package:

- realme C73 5G Smartphone
- USB Cable
- Quick Start Guide
- SIM Ejector Tool
- Protective Case (may vary by region)
- Power Adapter (may vary by region)

3. SETUP

3.1. SIM Card Installation

1. Locate the SIM card tray on the side of the device.

2. Insert the SIM ejector tool into the small hole next to the tray and press gently until the tray pops out.
3. Place your Nano-SIM card(s) and/or microSD card into the tray with the gold contacts facing down. Ensure they are correctly seated.
4. Carefully reinsert the tray into the device until it clicks into place.

3.2. Initial Power On

Press and hold the Power button (located on the side) until the realme logo appears on the screen. The device will boot up.

3.3. Initial Configuration

Follow the on-screen prompts to complete the initial setup, which includes selecting your language, connecting to a Wi-Fi network, setting up your Google account, and configuring security features like fingerprint or facial recognition.

4. OPERATING YOUR DEVICE

4.1. Display and Navigation

The realme C73 5G features a 6.67-inch display with a 120Hz refresh rate, designed for smooth visual output. Navigate the interface using touch gestures: tap to select, swipe to scroll, pinch to zoom.

5G Speed Meets 120Hz Display

Smooth, Swift, Eye-comfortable

The 120Hz Eye Comfort Display delivers silky-smooth visuals with reduced laggy display while minimizing eye strain. Whether gaming, streaming, or browsing, enjoy vibrant clarity and comfort for hours of use with least visual burden.



120Hz

Refresh Rate⁶

625nit

Maximum Brightness

120Hz

Touch Sampling Rate¹⁰

6.67"

Inches



Bedtime Mode



Full Brightness DC Dimming



Paper-like Display



Eye Comfort

Image 4.1: The 6.67-inch 120Hz display of the realme C73 5G, illustrating its visual clarity.

4.2. Camera Usage

The device is equipped with a 40MP triple-camera system. Open the Camera application to access various modes such as Photo, Video, Portrait, and Night mode. Tap the shutter button to capture images or start/stop video recording.

32MP AI Camera

Capture Every Detail, Perfectly.



Image 4.2: The 40MP AI camera system of the realme C73 5G, shown with example photographs.

4.3. Battery Management

The realme C73 5G includes a 6000mAh battery. To optimize battery life, adjust screen brightness, close unused applications, and enable power-saving modes when necessary. Use the provided USB cable and power adapter for charging.

TOP-TIER BATTERY & CHARGING COMBO

6000mAh



46.6hrs
Phone Call



17.9hrs
Instagram



15.7hrs
YouTube



13.3hrs
Candy Crush Saga

Image 4.3: Illustration of the 6000mAh battery capacity within the realme C73 5G.

4.4. Connectivity

The device supports 5G cellular networks, Wi-Fi, and Bluetooth for wireless communication. Access these settings through the 'Settings' application to connect to networks and pair with other devices.

4.5. Audio


A 3.5mm audio jack is available for wired headphones. The device also supports Bluetooth audio devices.

4.6. Storage and Performance

The realme C73 5G offers ample storage and is powered by the MediaTek Dimensity 6300 processor for efficient operation and multitasking.

Vast Space for All Your Photos, Videos and Apps

Experience smooth performance with up to 4GB RAM and 128GB ROM, ensuring seamless multitasking and ample storage for apps, photos, and files.



Up to **128GB** ROM

Up to **4GB** Dynamic RAM

Image 4.4: Visual representation of the storage and RAM capabilities of the realme C73 5G.

MEDIATEK DIMENSITY 6300 5G+

SMOOTH, SWIFT 5G EXPERIENCE




Image 4.5: Diagram illustrating the MediaTek Dimensity 6300 5G+ processor architecture.

5. MAINTENANCE

5.1. Cleaning

Use a soft, lint-free cloth to clean the screen and body of the device. Avoid using harsh chemicals or abrasive materials. The device has an IP64 rating for dust and water resistance, protecting against splashes and dust ingress.

IP64 Dust & Water Resistance²



Waterproof in Daily Life

realme C73 5G is protected against everyday spills, splashes, and dust. Whether on the go or caught in the rain, it's ready to perform wherever life takes you.

Image 5.1: The realme C73 5G showcasing its IP64 dust and water resistance.

5.2. Software Updates

Regularly check for and install software updates to ensure your device has the latest features, security patches, and performance improvements. Go to **Settings > About device > Software update**

5.3. Storage Management

Periodically review and manage your device's storage. Delete unnecessary files, uninstall unused apps, and clear cache data to maintain optimal performance.

6. TROUBLESHOOTING

If you encounter issues with your device, try the following common solutions:

- **Device not turning on:** Ensure the battery is charged. Connect the device to a charger for at least 15 minutes before attempting to power it on again.
- **Apps crashing or freezing:** Close and restart the app. If the issue persists, clear the app's cache or reinstall it.
- **Poor network connectivity:** Check if your SIM card is properly inserted. Restart the device. Verify

network settings and ensure mobile data or Wi-Fi is enabled.

- **Battery draining quickly:** Reduce screen brightness, disable unnecessary background apps, and turn off features like GPS or Bluetooth when not in use.
- **Device unresponsive:** Press and hold the Power button for approximately 10-15 seconds to force a restart.

For more complex issues, refer to the official realme support website or contact customer service.

7. SPECIFICATIONS

Feature	Specification
Operating System	Android 14
RAM	4 GB
Processor	MediaTek Dimensity 6300 (2.4 GHz CPU Speed)
Display	6.67-inch, 120Hz Refresh Rate, 720 x 1600 Resolution
Battery	6000mAh (5000.0 Battery Power Rating)
Camera	40MP Triple Rear Camera, Front Camera
Connectivity	5G, Bluetooth, Wi-Fi, GPS
Audio Jack	3.5 mm
Dimensions (LxWxH)	16.6 x 7.6 x 0.8 cm
Item Weight	100 g
Durability	IP64 Dust and Water Resistance

BUILT TO LAST, READY FOR ANYTHING.



Military-Grade Shock Resistance³

Resistance for 2-meter fall,
Shockproof and Dropproof.

2 Meters

Maximum Drop Height



**Tough Corner
Protection**



**Airbag
Protection**



**Reinforced
Aluminum Structure**

Image 7.1: Exploded view of the realme C73 5G, highlighting its durable construction and military-grade shock resistance features.

8. SAFETY INFORMATION






Please observe the following safety guidelines:

- Do not expose the device to extreme temperatures or direct sunlight for prolonged periods.
- Avoid dropping or subjecting the device to severe impact.
- Use only realme-approved chargers and accessories.
- Do not attempt to disassemble or repair the device yourself. Refer to authorized service personnel.
- Keep the device away from medical devices, as it may interfere with their operation.

9. WARRANTY AND SUPPORT

Your realme C73 5G Smartphone is covered by a manufacturer's warranty. For detailed warranty terms and conditions, please refer to the warranty card included in your package or visit the official realme website. For technical support, service, or inquiries, please contact realme customer service. Manufacturer: Padget Electronics Pvt Ltd.

Related Documents - C73 5G

 <p>realme UI 1.0 User Guide</p> <p>This is a user guide for realme UI 1.0. It provides information about the features and functions of the operating system. The guide is designed to help users get the most out of their realme device. It covers topics such as system settings, app management, privacy, and more. The guide is written in a clear and concise manner, making it easy for users to understand and follow. It is a valuable resource for anyone who wants to learn more about realme UI 1.0.</p>	<p>realme UI 1.0 User Guide: Features, Settings, and Tips</p> <p>Explore the comprehensive features of realme UI 1.0 with this user guide. Learn about system settings, camera functions, app management, privacy, and more for an enhanced mobile experience.</p>
 <p>realme UI 3.0 User Manual</p> <p>Welcome to realme UI 3.0</p> <p>This manual provides a comprehensive guide to the features and functions of realme UI 3.0. It covers everything from basic system navigation to advanced customization options. The manual is designed to help users get the most out of their realme device. It is a valuable resource for anyone who wants to learn more about realme UI 3.0.</p>	<p>realme UI 3.0 User Manual: Comprehensive Guide to Features and Operations</p> <p>Discover the full capabilities of realme UI 3.0 with this detailed user manual. Learn about system navigation, customization options, connectivity features, security settings, camera functions, and much more for your realme device.</p>
 <p>realme UI 4.0 User Manual</p> <p>Contents</p> <ul style="list-style-type: none">Chapter 1: Getting StartedChapter 2: System SettingsChapter 3: App ManagementChapter 4: Privacy SettingsChapter 5: Camera FunctionsChapter 6: Gaming EnhancementsChapter 7: Support and Troubleshooting	<p>realme UI 4.0 User Manual</p> <p>A comprehensive user manual for realme UI 4.0, detailing setup, features, convenience tools, privacy settings, camera functions, gaming enhancements, and support for realme devices.</p>
 <p>realme UI 1.0 User Guide</p> <p>This is a user guide for realme UI 1.0. It provides information about the features and functions of the operating system. The guide is designed to help users get the most out of their realme device. It covers topics such as system settings, app management, privacy, and more. The guide is written in a clear and concise manner, making it easy for users to understand and follow. It is a valuable resource for anyone who wants to learn more about realme UI 1.0.</p>	<p>realme UI 1.0 User Guide: Features and Operations</p> <p>Explore the comprehensive features and functionalities of realme UI 1.0, a user-friendly mobile operating system designed for realme smartphones. This guide covers everything from basic settings to advanced features for an enhanced user experience.</p>
 <p>realme UI 2.0 User Guide</p> <p>Welcome to realme UI 2.0</p> <p>This guide provides a comprehensive overview of the features and functions of realme UI 2.0. It covers everything from basic system navigation to advanced customization options. The guide is designed to help users get the most out of their realme device. It is a valuable resource for anyone who wants to learn more about realme UI 2.0.</p>	<p>realme UI 2.0 User Guide</p> <p>Explore the comprehensive features of realme UI 2.0 with this official user guide. Learn about customization options, enhanced performance, advanced privacy settings, and seamless user experience for realme smartphones.</p>



Scopri i manuali d'istruzioni e i servizi di assistenza per il tuo telefono. Vai su www.samsung.com/it o chiama il numero verde 800-111011 e sarai aiutato. Per problemi di rete vai su www.samsung.com/it

realme UI 6.0 User Manual

[realme UI 6.0 User Manual](#)

Comprehensive guide to the realme UI 6.0 user interface, covering features, settings, and operations for your realme device. Learn about system navigation, photography, gaming, connectivity, privacy, and more.