

Spigen ACS10076

Spigen Ultra Hybrid MagFit Case for iPhone 17 Pro

Model: ACS10076 - Classic Black

INTRODUCTION

Thank you for choosing the Spigen Ultra Hybrid MagFit Case for your iPhone 17 Pro. This case is engineered to provide robust protection while maintaining the sleek design and full functionality of your device. Featuring a hybrid PC and TPU structure with Air Cushion Technology, it offers durability without unnecessary bulk. The case is infused with DuraClear blue resin for long-lasting clarity and is fully compatible with MagSafe accessories and wireless charging.

SETUP: INSTALLING YOUR CASE

Follow these steps to properly install your Spigen Ultra Hybrid MagFit Case:

1. **Preparation:** Ensure your iPhone 17 Pro is clean and free of dust or debris.
2. **Align Top Edge:** Gently insert the top edge of your iPhone into the case, aligning the camera module and top buttons.
3. **Snap into Place:** Press the remaining edges of your iPhone firmly into the case until all corners are securely seated. Ensure all buttons and ports align correctly with the case cutouts.



Image: The Spigen Ultra Hybrid MagFit case showing its separate components and how it fits around the iPhone 17 Pro.

Ultra Hybrid MagFit Classic Edition

Do you. We got you.



Image: The Spigen Ultra Hybrid MagFit case installed on an iPhone 17 Pro, viewed from various angles to demonstrate its fit and design.

The case features raised edges around the camera and screen to provide additional protection against daily drops and scratches.

Snap into MagFit.



Upgrade your daily carry with MagFit to make everyday better.

Image: A close-up view illustrating the raised edges of the case, designed to protect the iPhone's camera and screen from direct impact.

OPERATING YOUR CASE

The Spigen Ultra Hybrid MagFit Case is designed for seamless integration with your iPhone 17 Pro's features:

- **Button Accessibility:** The case provides precise cutouts for all ports and a thin TPU layer over the camera control button, ensuring full functionality and tactile feedback.
- **MagSafe Compatibility:** The integrated MagFit ring allows for secure attachment of MagSafe accessories and efficient wireless charging without removing the case.

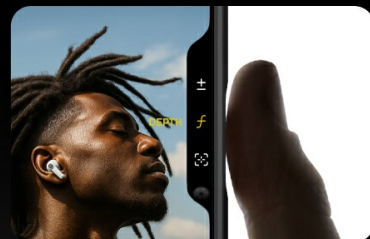
Precise cutouts.



Precise cutouts for easy and full access to all the buttons on iPhone.



Easy Approach for quick access to the Camera Control button.



Experience the Camera Control button at its full capacity.

Image: Hands holding an iPhone 17 Pro with the Spigen Ultra Hybrid MagFit case, demonstrating the ease of using the camera control button.



Image: An iPhone 17 Pro with the Spigen Ultra Hybrid MagFit case attached to a MagSafe charger, illustrating seamless wireless charging.

MAINTENANCE

To ensure the longevity and appearance of your Spigen Ultra Hybrid MagFit Case, follow these maintenance guidelines:

- **Cleaning:** Regularly wipe the case with a soft, damp cloth to remove dust, fingerprints, and smudges. For tougher grime, a mild soap solution can be used, followed by a clean, damp cloth. Avoid harsh chemicals or abrasive cleaners, as these can damage the case material or its anti-yellowing properties.
- **Avoid Extreme Conditions:** Do not expose the case to extreme temperatures or direct prolonged sunlight, which can affect its material integrity and clarity.
- **Inspection:** Periodically inspect the case for any signs of wear or damage, especially around the edges and button areas, to ensure continued optimal protection.

TROUBLESHOOTING

If you encounter any issues with your Spigen Ultra Hybrid MagFit Case, consider the following:

- **Case Fit:** If the case does not seem to fit correctly, ensure your iPhone model is indeed the iPhone 17 Pro. Remove the case and re-install it, making sure all corners snap into place firmly.
- **MagSafe Functionality:** If MagSafe accessories are not attaching securely or wireless charging is inconsistent, ensure there is no foreign material between the case and the accessory or charger. The MagFit magnet is designed to be strong and reliable.
- **Button Responsiveness:** If buttons feel unresponsive, check for any debris lodged in the button cutouts. The case is designed for responsive button presses.
- **Yellowing/Discoloration:** While the case is infused with DuraClear blue resin to resist yellowing, prolonged exposure to UV light or certain chemicals can still affect its clarity over time. Regular cleaning as per the maintenance section is recommended.
- **Weak Edge Near Camera Button:** Some users have noted that the edge near the camera control button can feel softer. Exercise care when removing the case from this area to prevent potential deformation.

For further assistance, please contact Spigen customer support.

SPECIFICATIONS

Product Dimensions	3 x 0.4 x 6 inches
Item Weight	1.25 ounces
Item Model Number	ACS10076
Special Features	Heavy Duty Protection, Slim Fit
Form Factor	Basic Case
Color	DDP CL Black
Manufacturer	Spigen
Compatible Phone Models	iPhone 17 Pro
Compatible Devices	iPhone 17 Pro
Material	Polycarbonate, Thermoplastic Polyurethane


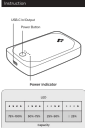



WARRANTY & SUPPORT

Spigen products are designed for quality and durability. For specific warranty information regarding your Spigen Ultra Hybrid MagFit Case, please refer to the official Spigen website or contact their customer service directly.

For support, including troubleshooting and product inquiries, please visit the [Spigen Store on Amazon](#) or the official Spigen support channels.

Related Documents - ACS10076

--	--

<div><p>Spigen ArcHybrid™ Mag Wireless Portable Charger User Manual PH2100</p></div> <div><p>PH2100</p></div> <div><p>Quick Start</p><p>1. Charge your device</p><p>Place your device on the charging surface. The device will start charging automatically.</p><p>2. Charge your device</p><p>Place your device on the charging surface. The device will start charging automatically.</p></div> <div><p>Specifications</p><p>Capacity: 5000mAh</p><p>Input: 5V/2A, 9V/2A</p><p>Output: 5V/2A, 9V/2A</p><p>Charging Speed: 15W</p><p>Material: PC, ABS</p><p>Color: Black</p><p>Weight: 100g</p><p>Dimensions: 100mm x 60mm x 15mm</p></div> <div><p>Thank you for your purchase!</p><p>CE UK</p></div>	<p>Spigen ArcHybrid Mag Wireless Portable Charger PH2100 User Manual</p> <p>User manual and safety instructions for the Spigen ArcHybrid Mag Wireless Portable Charger PH2100, a 5000mAh magnetic charging power bank with fast wireless charging capabilities for iPhones.</p>
<div></div>	<p>Spigen ArcField Dual Wireless Charger PF2100 User Manual</p> <p>Official user manual for the Spigen ArcField Dual Wireless Charger PF2100, detailing setup, safety instructions, specifications, and warranty information.</p>
<div></div>	<p>Spigen ArcStation Pro GaN 1402 Wall Charger User Manual</p> <p>User manual for the Spigen ArcStation Pro GaN 1402 Wall Charger, providing instructions, safety guidelines, specifications, and warranty information for this 140W dual USB-C power adapter.</p>
<div></div>	<p>Spigen ArcField Wireless Charger PF2402 User Manual & Safety Guide</p> <p>Official user manual and safety instructions for the Spigen ArcField Wireless Charger PF2402, detailing setup, operation, LED indicators, specifications, and regulatory compliance information.</p>



[Spigen H3 Bluetooth Headset User Manual](#)

User manual for the Spigen H3 Bluetooth headset, detailing features, connectivity, and specifications. Includes instructions for pairing, multi-point connection, and factory reset.



[Spigen PowerArc ArcField Wireless Charger PF2002 User Manual](#)

User manual for the Spigen PowerArc ArcField Wireless Charger (PF2002) by Spigen Korea Co., Ltd., detailing its features, operation, and specifications.