

JOOLA Hyperion IV 14mm

JOOLA Pro IV Pickleball Paddle Instruction Manual

Model: JOOLA Hyperion IV 14mm

1. PRODUCT OVERVIEW

The JOOLA Pro IV series pickleball paddles, including the Hyperion IV 14mm, are engineered for high-performance play. This paddle incorporates JOOLA's innovative TechFlex Power (TFP) technology, designed to optimize weight distribution and enhance paddle flexibility without compromising structural integrity. The Hyperion IV 14mm features a raw carbon fiber surface and a propulsion core, which together contribute to improved power, precision, and spin capabilities. Its design aims to reduce player fatigue and minimize mishits, providing a consistent and reliable playing experience. The JOOLA Hyperion IV 14mm paddle is USAP and UPA-A certified, ensuring compliance with official regulations.





Figure 1.1: Front view of the JOOLA Hyperion IV 14mm pickleball paddle. This paddle features a black hitting surface with white trim and handle, showcasing the JOOLA logo and Hyperion IV 14mm branding.

Key Features:

- **JOOLA TechFlex Power (TFP):** A patent-pending design that combines materials, construction, and design to optimize weight distribution, enhancing paddle flexibility for superior power, an increased sweet spot, and higher forgiveness for mishits.
- **Aero Curve Shape:** Engineered to reduce drag and increase swing speed, contributing to both power and touch in shots.
- **Hyperfoam Edge Wall:** Specialized foam injected into the paddle's perimeter to add weight and stability, expanding the sweet spot for consistent edge-to-edge performance.
- **Textured Carbon Fiber Surface:** An advanced textured finish that enhances durability, delivers power, exceptional control, and maximum spin.
- **Propulsion Core:** Designed to enhance power and precision, facilitating smooth transitions between different shot types.
- **NFC Chip Enabled:** Allows for scanning the handle for product information or authentication.

2. SETUP AND INITIAL INSPECTION

The JOOLA Hyperion IV 14mm pickleball paddle arrives ready for immediate use. No assembly is required. Upon receiving your

paddle, perform the following checks:

1. **Unboxing:** Carefully remove the paddle from its packaging. Retain packaging materials for potential future storage or transport.
2. **Visual Inspection:** Examine the paddle for any signs of shipping damage, such as cracks, dents, or surface imperfections.
3. **Grip Check:** Ensure the grip is securely wrapped and comfortable in your hand. The grip size for this model is approximately 4 1/8 inches.
4. **Surface Integrity:** Verify that the textured carbon fiber surface is uniform and free from any peeling or damage.

If any issues are identified during the initial inspection, please refer to the "Troubleshooting" or "Support" sections of this manual.

3. OPERATING YOUR PADDLE

The JOOLA Hyperion IV 14mm paddle is designed for players of all skill levels, offering a balance of power, control, and spin. Understanding its core technologies will help maximize your performance.

- **Power and Control:** The combination of the Propulsion Core and TechFlex Power technology provides a responsive feel, allowing for powerful drives while maintaining precision for soft shots like dinks and drops. The optimized weight distribution contributes to a larger sweet spot, making off-center hits more forgiving.
- **Spin Generation:** The raw textured carbon fiber surface is engineered to maximize ball bite, enabling players to generate significant topspin and backspin for strategic shot placement.
- **Swing Speed:** The Aero Curve shape of the paddle head is designed to minimize air resistance, facilitating faster swing speeds for increased shot velocity.
- **Stability:** The Hyperfoam Edge Wall enhances the paddle's stability, particularly on volleys and blocks, by providing a solid feel and reducing vibration.

HYPERION W TFP

TECHFLEX - POWER

- ✓ OPTIMAL WEIGHT DISTRIBUTION
- ✓ ENHANCED PADDLE FLEXIBILITY
- ✓ INCREASED SWEET SPOT
- ✓ PRECISION SHOT CONTROL



Figure 3.1: Illustration of the Hyperion W paddle's TechFlex Power (TFP) technology, emphasizing its benefits for player performance, including improved weight distribution and shot control.

PRO LEVEL PADDLE



Figure 3.2: Detailed diagram showcasing the internal and external technologies of the JOOLA Pro Level Paddle, including the Hyperfoam Edge Wall, Propulsion Core, TFP Technology, and Textured Carbon Fiber Surface.

4. MAINTENANCE AND CARE

Proper maintenance will extend the lifespan and maintain the performance of your JOOLA Hyperion IV 14mm pickleball paddle.

- **Cleaning the Surface:** After each use, wipe the paddle surface with a clean, damp cloth to remove dirt, dust, and ball residue. Avoid abrasive cleaners or solvents, as these can damage the carbon fiber surface.
- **Grip Care:** If the grip becomes dirty or slippery, it can be cleaned with a mild soap solution and a soft brush, then air-dried completely. Replace the grip tape if it shows significant wear or loses its tackiness.
- **Storage:** Store your paddle in a cool, dry place away from direct sunlight and extreme temperatures. Prolonged exposure to heat or cold can affect the paddle's materials. Using a paddle cover (not included) is recommended to protect the surface from scratches and impacts.
- **Avoid Impacts:** While durable, avoid hitting the paddle against hard surfaces (e.g., court, net posts) as this can cause structural damage to the edge guard or core.

5. TROUBLESHOOTING

This section addresses common concerns you might encounter with your pickleball paddle.

Problem	Possible Cause	Solution
Reduced Spin/Grip on Ball	Dirt or residue on surface; Worn textured surface.	Clean the paddle surface thoroughly with a damp cloth. If the texture is visibly worn, the paddle's spin potential may be diminished over time due to normal wear and tear.
Loose or Slippery Grip	Sweat and dirt accumulation; Grip tape wear.	Clean the grip with mild soap and water, then air dry. If the grip is significantly worn, consider replacing the grip tape.
Unusual Sound or Vibration	Internal damage; Loose edge guard.	Discontinue use. Inspect the paddle for visible cracks or damage. Contact JOOLA customer support for assistance.
NFC Chip Not Scanning	Incorrect scanning technique; Device compatibility.	Ensure your smartphone's NFC reader is enabled and positioned correctly over the NFC chip area on the handle. Try with a different NFC-enabled device if available.

For issues not listed here, or if solutions do not resolve the problem, please contact JOOLA customer support.

6. SPECIFICATIONS

Detailed technical specifications for the JOOLA Hyperion IV 14mm Pickleball Paddle:



Figure 6.1: Visual representation of the JOOLA Hyperion IV 14mm paddle's technical specifications.

Attribute	Value
Model Name	Hyperion IV 14mm
Size	14mm (Thickness)
Brand	JOOLA
Grip Size	4 1/8 inches
Sport	Pickleball
Material	Carbon Fiber
Skill Level	All

Attribute	Value
Frame Material	Carbon Fiber
Shaft Material	Carbon Fiber
Item Weight	0.75 Pounds (approx. 7.9 oz)
Age Range (Description)	Adult
Color	Hyperion
UPC	198503008293
Item Package Dimensions L x W x H	18 x 9.72 x 1.46 inches
Manufacturer	JOOLA
Part Number	300829
Style	Hyperion
Included Components	Paddle

7. WARRANTY INFORMATION

The JOOLA Hyperion IV 14mm Pickleball Paddle comes with a manufacturer's warranty.

- **Warranty Period:** This product is covered by a 180-day warranty from the date of purchase.
- **Coverage:** The warranty covers manufacturing defects in materials and workmanship under normal use. It does not cover damage resulting from misuse, abuse, accidents, unauthorized modifications, or normal wear and tear.
- **Claim Process:** To initiate a warranty claim, please retain your proof of purchase and contact JOOLA customer support. They will provide instructions on how to proceed with your claim.

For full terms and conditions of the warranty, please refer to the official JOOLA website or contact their customer service department.

8. CUSTOMER SUPPORT





For further assistance, inquiries, or to report issues, please contact JOOLA customer support through the following channels:

- **JOOLA Official Store:** Visit the [JOOLA North America Store on Amazon](#) for product information, FAQs, and contact options.
- **Online Resources:** Check the official JOOLA website for comprehensive support resources, product registration, and updated information.
- **Direct Contact:** Refer to the contact information provided on the JOOLA website for phone or email support.

When contacting support, please have your product model (Hyperion IV 14mm) and proof of purchase readily available to expedite the process.



Related Documents

	<p>JOOLA Table Tennis Table Instruction Manual - Models 11128 & 11111</p> <p>Comprehensive instruction manual for JOOLA Table Tennis Tables, including assembly, usage, safety guidelines, and warranty information for models JOOLA INSIDE 25 (11128) and JOOLA TOUR 2500 (11111).</p>
	<p>JOOLA Table Tennis Table Instruction Manual and Warranty</p> <p>This comprehensive instruction manual and limited warranty guide for JOOLA table tennis tables (Models INSIDE 18 - 11127 and TOUR 1800 - 11110) covers assembly, usage, safety precautions, maintenance, and warranty claims. Learn how to set up, use, and care for your JOOLA table tennis table.</p>
	<p>JOOLA INSIDE TABLE Instruction Manual - Assembly, Usage, and Warranty</p> <p>Comprehensive instruction manual for the JOOLA INSIDE TABLE tennis table. Includes assembly steps, usage guidelines, parts list, and limited warranty information. Learn how to set up, use, and maintain your JOOLA table tennis table.</p>
	<p>JOOLA Infinity Table Tennis Table Instruction Manual</p> <p>Official instruction manual for the JOOLA Infinity table tennis table, detailing assembly, usage, game rules, and warranty information. Includes parts list and safety guidelines.</p>