

## Thunderobot Radiant 16

# Thunderobot Radiant 16 Gaming Laptop User Manual

Model: Radiant 16

### 1. INTRODUCTION

Welcome to the Thunderobot Radiant 16 Gaming Laptop user manual. This document provides detailed instructions for the safe and efficient use of your new gaming laptop. The Thunderobot Radiant 16 is engineered for high-performance gaming and demanding tasks, featuring an Intel Core i9-14900HX processor, NVIDIA GeForce RTX 5070 Ti graphics, 32GB DDR5 RAM, and a 1TB PCIe M.2 SSD. It boasts a 16-inch QHD+ 300Hz display for immersive visuals and a robust cooling system to maintain optimal performance.



Figure 1: Thunderrobot Radiant 16 Gaming Laptop overview.

## 2. SETUP

### 2.1 Unboxing and Initial Inspection

Carefully remove your Thunderrobot Radiant 16 laptop and its accessories from the packaging. Verify that all components listed in the "What's in the Box" section are present and undamaged.

- Thunderrobot Radiant Laptop
- Power Adapter
- User Manual (this document)

### 2.2 Connecting the Power Adapter

Connect the power adapter to the laptop's power input port and then plug the adapter into a wall outlet. It is recommended to fully charge the battery before initial use.

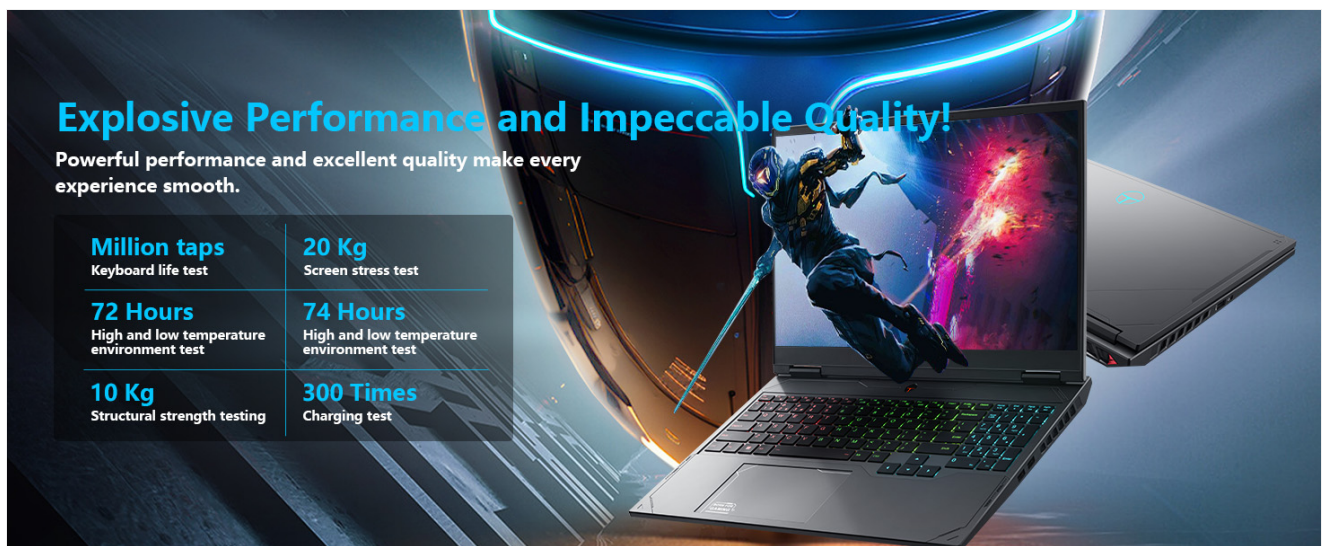


Figure 2: Location of the AC power supply port and other connectivity options.

## 2.3 Initial Power-On and Operating System Setup

Press the power button to turn on the laptop. Follow the on-screen instructions to complete the Windows 11 Home operating system setup. This includes selecting your language, region, connecting to a network, and creating a user account.

## 3. OPERATING YOUR LAPTOP

### 3.1 Keyboard and Touchpad

The Thunderobot Radiant 16 features an RGB backlit keyboard with three customizable zones and an independent numeric keypad. The keys offer 1.8mm extra long key travel for comfortable and responsive typing.

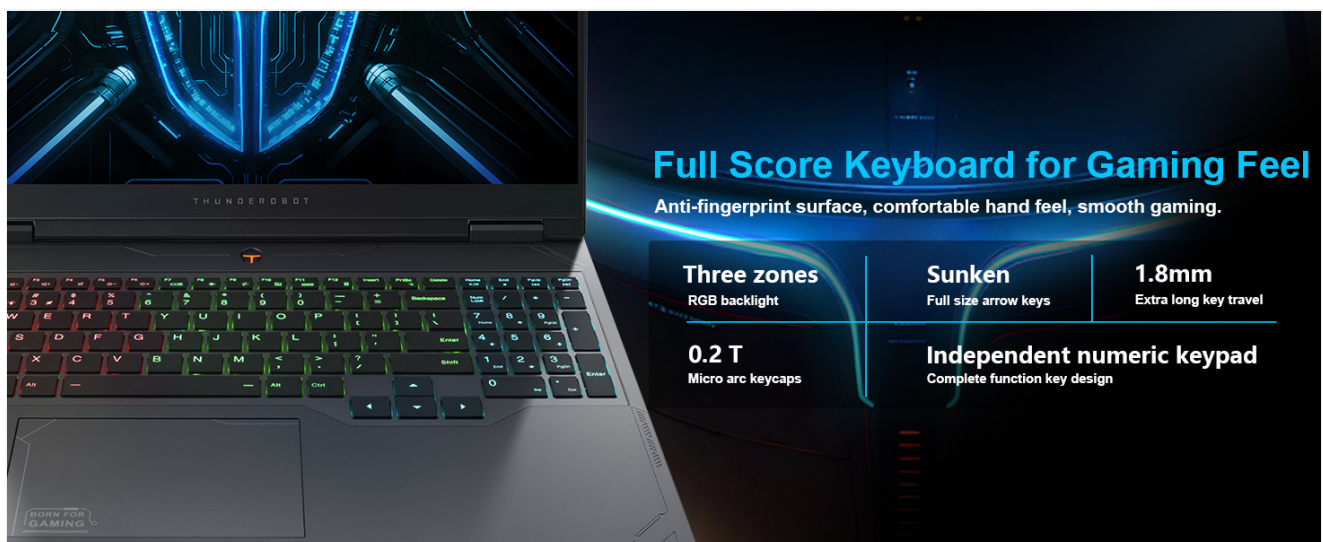


Figure 3: Keyboard features including RGB backlighting and numeric keypad.

### 3.2 Display Settings

Your laptop is equipped with a 16-inch QHD+ (2560x1600) display with a 300Hz refresh rate. To utilize the highest refresh rate, ensure the dedicated graphics direct connection mode is enabled in the Control Center.





Figure 4: Key display features of the Radiant 16.

### 3.3 Connectivity

The laptop offers a variety of ports for external devices and network connections:

- 3 x SuperSpeed USB Type-A ports
- 1 x SuperSpeed USB Type-C port
- 1 x HDMI port
- 1 x RJ-45 Ethernet port
- 1 x Audio Port (Headphone/Microphone Combo)
- Wi-Fi 6 and Bluetooth for wireless connectivity

# Next-Gen 16" IPS Esports Display

Blazing speed and pixel-perfect clarity for competitive domination.

Up to **300Hz**

Discrete GPU

**240Hz**

Integrated GPU

**100%** sRGB

High color gamut

**16 : 10**


Golden ratio

**2560\*1600**

QHD+

**500** Nit

High brightness



High color gamut,  
smooth picture,  
bright colors.



Low color gamut,  
smoother images,  
brighter colors.

Figure 5: Side view of the laptop displaying various ports.

## 3.4 Control Center

The Thunderobot Control Center software allows you to customize performance modes, adjust fan speeds, and manage RGB lighting. Access the Control Center to switch between modes like "Berserk mode" for full performance, "Game mode" for balanced speed, and "Audio and video office" for power efficiency.



Figure 6: Thunderobot Control Center interface for system management.

## 4. MAINTENANCE

---

### 4.1 Cleaning

Regularly clean the laptop's screen with a microfiber cloth and a screen-safe cleaning solution. Use compressed air to clear dust from the keyboard and ventilation grilles to ensure proper airflow.

### 4.2 Software Updates

Keep your operating system, drivers (especially graphics drivers), and the Thunderobot Control Center software updated to ensure optimal performance and security.

### 4.3 Battery Care

To prolong battery life, avoid fully discharging the battery frequently. If storing the laptop for an extended period, charge the battery to around 50-60% and store it in a cool, dry place.

## 5. TROUBLESHOOTING

---

If you encounter issues with your Thunderobot Radiant 16, refer to the following common troubleshooting steps:

- **No Power:** Ensure the power adapter is securely connected to both the laptop and a working power outlet. Check if the power outlet is functional.
- **Display Issues:** If the screen is black, try connecting an external monitor to verify if the issue is with the laptop's display. Ensure graphics drivers are updated.
- **Performance Lag:** Check the Control Center for the selected performance mode. Close unnecessary background applications. Ensure the cooling vents are not obstructed.
- **Overheating:** Verify that the laptop's cooling vents are clear of obstructions. Use the one-click forced cooling feature in the Control Center if available.

For further assistance, please contact Thunderobot customer support.



# Wind-Driven Thermal Mastery

Blazing speed and pixel-perfect clarity  
for competitive domination.



Figure 7: Rear view of the laptop highlighting the cooling vents.

## 6. SPECIFICATIONS

Feature	Detail
Brand	Thunderobot
Model Name	Radiant 16
Standing Screen Display Size	16 Inches
Max Screen Resolution	2560x1600 Pixels (QHD+)
Processor	Intel Core i9-14900HX (24 Cores, 32 Threads, up to 5.8 GHz)
RAM	32 GB DDR5 SDRAM (4800 MHz)
Hard Drive	1 TB SSD (PCIe x 4)

Feature	Detail
Graphics Coprocessor	NVIDIA GeForce RTX 5070 Ti (Dedicated)
Operating System	Windows 11 Home
Wireless Type	802.11ax (Wi-Fi 6)
Number of USB 3.0 Ports	4 (3x Type-A, 1x Type-C)
Item Weight	12 pounds
Product Dimensions	14.09 x 10 x 0.82 inches

## 7. WARRANTY AND SUPPORT

Every Thunderobot laptop includes a **12-month warranty**, offering expert support, thorough diagnostics, and genuine parts if a repair is needed. Additionally, a **90-day warranty** is provided on all warranty replacement parts, ensuring hassle-free repairs.

For technical support, warranty claims, or service inquiries, please refer to the official Thunderobot support website or contact their customer service.

## 8. OFFICIAL PRODUCT VIDEOS

Watch these official videos from Thunderobot for more information on your Radiant 16 Gaming Laptop.

Your browser does not support the video tag.

Video 1: Overview of the Thunderobot Radiant 16 Gaming Laptop, showcasing its design and features.

Your browser does not support the video tag.

Video 2: A brief look at the Thunderobot Gaming E-series, which shares design elements with the Radiant 16.

Your browser does not support the video tag.

Video 3: Demonstrating the display quality and features of the Thunderobot Series laptops.