

## Manuals+

[Q & A](#) | [Deep Search](#) | [Upload](#)

[manuals.plus](#) /

› [WUBEN](#) /

› [WUBEN PL01 Pen Light and E7 Mini Flashlight User Manual](#)

## WUBEN PL01, E7

# WUBEN PL01 Pen Light and E7 Mini Flashlight User Manual

Comprehensive Guide for Optimal Performance

## INTRODUCTION

This user manual provides detailed instructions for the safe and efficient operation of your WUBEN PL01 Pen Light and WUBEN E7 Mini Flashlight bundle. Please read this manual thoroughly before using the products and retain it for future reference. These devices are designed for everyday carry (EDC), outdoor activities, and professional use, offering reliable illumination and robust construction.





Image: The WUBEN PL01 Pen Light and WUBEN E7 Mini Flashlight, showcasing their compact designs.

## PRODUCT OVERVIEW

### WUBEN PL01 Pen Light

- **High Lumens Output:** Delivers up to 650 lumens for powerful illumination.
- **Multiple Modes:** Features 4 lighting modes: High (650LM), Medium (150LM), Low (50LM), and Moonlight (1LM).
- **Dual Power Supply:** Can be powered by a built-in USB-C rechargeable battery or two AAA batteries (not included).
- **Durable Construction:** IP68 waterproof and 2-meter drop resistant, made from aerospace-grade aluminum alloy.
- **Convenient Clip:** Equipped with a dual-direction clip for versatile attachment to pockets, hats, or gear.

# Dual Power, Flexible Use

Rechargeable or AAA — switch power sources with ease, wherever you go

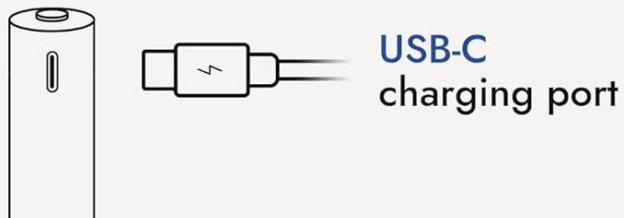
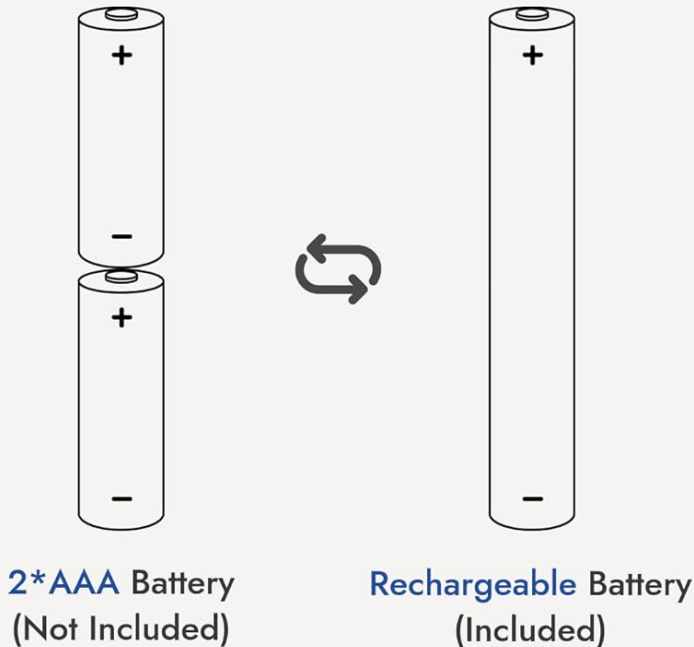


Image: The WUBEN PL01 Pen Light illustrating its dual power supply capability with a rechargeable battery and AAA battery slots.

## WUBEN E7 Mini Flashlight

- **Powerful Output:** Maximum lumen output of 400 lumens with an irradiation distance of up to 82 meters.
- **Compact Design:** Small and lightweight, measuring 1.47 in x 0.59 in x 2.44 in and weighing only 52.3g.
- **Dual-Bead System:** Features an LED dual-bead system with multiple lighting modes.
- **Versatile Lighting:** Includes cold white light with 3 adjustable modes (low, medium, high) and RGB light with 7 colors (red, orange, yellow, green, cyan, blue, purple). Beacon Mode is also available.
- **Robust and Waterproof:** IP68 waterproof and 2-meter drop resistant, suitable for various outdoor and emergency situations.

# MAGNETIC/WATERPROOF

IP68 internal waterproof design



Image: The WUBEN E7 Mini Flashlight attached magnetically to a metal surface, highlighting its IP68 waterproof design in a rainy environment.

## SETUP

### PL01 Battery Installation & Charging

1. **Initial Charge:** Before first use, fully charge the built-in USB-C rechargeable battery. Unscrew the tail cap to access the USB-C charging port. Connect the provided USB-C cable to a power source. The indicator light will show charging status.
2. **AAA Battery Option:** For backup power, unscrew the tail cap and insert two AAA batteries (not included) with the correct polarity.

### E7 Battery Installation & Charging

1. The WUBEN E7 comes with a built-in rechargeable battery. Connect the flashlight to a USB-C charging cable to charge.



## OPERATING INSTRUCTIONS

### WUBEN PL01 Pen Light

- **Power On/Off:** Fully press the tail switch to turn the flashlight on or off.
- **Mode Switching:** With the light on, half-press the tail switch to cycle through modes: Moonlight → Low → Medium → High. The flashlight will remember the last used mode.
- **Clip Usage:** The dual-direction clip allows for attachment to pockets, backpack straps, or the brim of a cap for hands-free use.

## Effortless Control

Click to turn on, tap to adjust  
— learning curve, just light



**Full Press:**  
Light On/Off



**Half Press:**  
Moon->Low->Med->Turbo->Moon





Image: A hand demonstrating the full press for on/off and half-press for mode adjustment on the WUBEN PL01 Pen Light.

### WUBEN E7 Mini Flashlight

- **White Light Modes:** Use the pulley switch to select between Low, Medium, and High cold white light modes.
- **RGB Light Modes:** Slide the pulley switch to cycle through 7 different RGB colors.
- **Beacon Mode:** In RGB mode, double-click the button to activate the beacon flashing mode.



## Any Combination



Image: The WUBEN E7 Mini Flashlight depicted in various configurations, including with a headlight strip and an extension tube, demonstrating its versatility.

## MAINTENANCE

- **Cleaning:** Regularly clean the flashlight body with a soft, damp cloth. Avoid harsh chemicals.
- **O-Rings:** Inspect O-rings periodically for wear and tear. Replace if damaged to maintain waterproof integrity. Lubricate with silicone grease as needed.
- **Battery Care:** For rechargeable batteries, avoid complete discharge and store in a cool, dry place. If using AAA batteries, remove them if the flashlight will not be used for an extended period to prevent leakage.
- **Storage:** Store the flashlights in a dry, cool environment away from direct sunlight and extreme temperatures.

## TROUBLESHOOTING

- **Light Not Turning On:**
  - Check battery charge level.

- Ensure batteries are inserted with correct polarity.
- Clean battery contacts if dirty.
- For PL01, ensure the tail cap is screwed on tightly.

• **Intermittent Operation:**

- Tighten all parts of the flashlight.
- Clean battery contacts and threads.

• **Reduced Brightness or Runtime:**

- Battery may be low or nearing end of life. Recharge or replace.
- Ensure the lens is clean.

SPECIFICATIONS

WUBEN PL01 Pen Light

| Feature          | Detail  |
|------------------|---|
| Brightness       | Up to 650 Lumens  |
| Modes            | Moonlight (1LM), Low (50LM), Medium (150LM), High (650LM) |
| Power Source     | Built-in USB-C Rechargeable Battery or 2x AAA Batteries   |
| Material         | Aerospace-grade Aluminum Alloy                            |
| Water Resistance | IP68 (submersible in 2m water for 1 hour)                 |
| Drop Resistance  | 2 Meters  |
| Special Features | Dual-direction clip, Mode memory                          |

WUBEN E7 Mini Flashlight



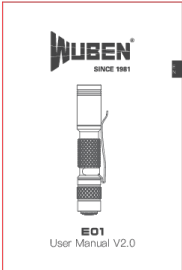


| Feature                  | Detail  |
|--------------------------|---|
| Max Brightness           | 400 Lumens  |
| Max Irradiation Distance | 82 Meters   |
| Dimensions               | 1.47 in x 0.59 in x 2.44 in                                 |
| Weight                   | 52.3g   |
| Lighting Modes           | Cold White (Low, Medium, High), RGB (7 colors), Beacon Mode |
| Water Resistance         | IP68  |
| Drop Resistance          | 2 Meters  |

WARRANTY AND SUPPORT

WUBEN products are designed for durability and performance. For warranty information, technical support, or service inquiries, please refer to the official WUBEN website or contact their customer service directly. Keep your purchase

receipt as proof of purchase for warranty claims.

Related Documents - PL01, E7

|   |  |
|---|--|
|    | <p><a href="#">WUBEN X4 Flashlight User Manual - Operation, Features, and Specifications</a></p> <p>Comprehensive user manual for the WUBEN X4 flashlight. This guide covers package contents, product components, detailed operation modes (main light, side light, moonlight, turbo, strobe), charging indicators, maintenance, troubleshooting FAQs, warranty policy, and technical specifications.</p> |
|    | <p><a href="#">Wuben X0 User Manual: Operation, Maintenance, and Warranty</a></p> <p>Comprehensive user manual for the Wuben X0 EDC angled flashlight, covering product introduction, package contents, specifications, operation, maintenance, troubleshooting, and warranty policy.</p>  |
|  | <p><a href="#">WUBEN E01 User Manual</a></p> <p>User manual for the WUBEN E01 EDC flashlight, detailing product operation, installation, parameters, maintenance, and warranty information.</p>  |
|  | <p><a href="#">WUBEN C5 EDC Flashlight User Manual</a></p> <p>Comprehensive user manual for the WUBEN C5 EDC flashlight, covering product operation, installation, maintenance, and troubleshooting. Learn about its features, specifications, and how to use it effectively.</p>  |
|  | <p><a href="#">WUBEN TO40R User Manual V3.3</a></p> <p>Comprehensive user manual for the WUBEN TO40R flashlight, detailing product operation, installation, features, battery status, charging, parameters, maintenance, FAQs, and warranty policy. Includes multiple languages for user convenience.</p>  |





### [WUBEN C2 Flashlight User Manual and Warranty Information](#)

Comprehensive user manual for the WUBEN C2 flashlight, covering operation, maintenance, troubleshooting, and warranty details. Includes specifications and safety warnings.