

[manuals.plus](#) /

› [LIGE](#) /
› [LIGE Smartwatch with Bluetooth Calls, 1000mAh Battery, 1.85" Display, IP68 Waterproof, 100+ Sports Modes for Android iOS \(Model EF13-D\)](#)

LIGE EF13-D

LIGE Smartwatch User Manual

Model: EF13-D

INTRODUCTION

Thank you for choosing the LIGE Smartwatch Model EF13-D. This manual provides essential information for setting up, operating, maintaining, and troubleshooting your device. Please read it carefully to ensure optimal performance and longevity of your smartwatch.



Image: The LIGE Smartwatch, showcasing its main display with various health and activity metrics, alongside an alternative silicone strap and a call interface.

SETUP GUIDE

1. Package Contents

- LIGE Smartwatch (Model EF13-D)
- Charging Cable
- User Manual (this document)
- Two interchangeable straps (one metal, one silicone)

2. Initial Charging

Before first use, fully charge your smartwatch. Connect the magnetic charging cable to the charging points on the back of the watch and plug the USB end into a standard USB power adapter (5V/1A recommended).

- A full charge typically takes approximately 2-3 hours.

- The watch display will indicate charging status.

1000mAh Lange Akkulaufzeit

Tage voller Energie, keine Unterbrechungen.



Produktparameter	(Extra großer Akku) 1000mAh	(Großer Akku) 400-700mAh	(Normaler Akku) 200-300mAh
Tägliche Nutzung	15 Tage 	7-10 Tage	3-5 Tage
Standby-Zeit	45 Tage 	20-30 Tage	7-10 Tage

Image: Illustration of the smartwatch charging, emphasizing its 1000mAh battery capacity and extended battery life compared to smaller batteries.

3. App Installation and Pairing

1. **Download the App:** Scan the QR code in the manual or on the watch screen (if available) or search for the companion app (e.g., "Da Fit" or similar, check packaging for exact name) in the App Store (iOS) or Google Play Store (Android).
2. **Enable Bluetooth:** Ensure Bluetooth is enabled on your smartphone.
3. **Open the App:** Launch the installed app and follow the on-screen instructions to create an account or log in.
4. **Add Device:** In the app, navigate to "Device" or "Add Device" and select your LIGE Smartwatch from the list of available devices.

5. **Confirm Pairing:** A pairing request may appear on both your phone and the watch. Confirm the pairing on both devices.
6. **Grant Permissions:** Grant necessary permissions (e.g., notifications, location, contacts) to the app for full functionality.

The smartwatch is compatible with Android 5.0 and above, and iOS 11.0 and above.

OPERATING YOUR SMARTWATCH

1. Basic Navigation

- **Touch Screen:** Swipe left/right, up/down to navigate through menus and features. Tap to select.
- **Side Button(s):** Typically, one button serves as a power on/off, back, or home button. Refer to the watch's specific design for exact functions.

1,85 Zoll Ultra-HD-Display



Farbgenauigkeit



360*360 Pixel



Vollständiger
Touchscreen



1.85"
Bildschirm



vs



1.43"
Bildschirm

Image: The smartwatch display, highlighting its 1.85-inch Ultra-HD screen with 360x360 pixel resolution and full touchscreen capabilities, compared to a smaller 1.43-inch screen.

2. Key Features

- **Bluetooth Calls:** Once paired, you can answer and make calls directly from your watch. Access contacts and call logs.
- **Notifications:** Receive alerts for SMS, Facebook, WhatsApp, Twitter, TikTok, and other apps.
- **Sports Modes:** Over 100 sports modes including running, cycling, swimming, hiking, and yoga. Track your activity data.



Image: The smartwatch interface showing various sports tracking metrics and icons for over 100 different sports activities.

- **Health Monitoring:** Continuous monitoring of heart rate, blood oxygen (SpO2), stress levels, and sleep quality.

24/7-Gesundheitsmonitoring



Image: Visual representation of the smartwatch's 24/7 health monitoring capabilities, including detailed heart rate tracking and sleep analysis (deep sleep, light sleep, wake time).

- **Flashlight Function:** Activate the high-brightness flashlight for immediate illumination in low-light conditions.

Leistungsstarke **LED-Taschenlampe**

Ihr Licht - immer griffbereit.



Image: The smartwatch demonstrating its powerful LED flashlight feature, useful for outdoor adventures, power outages, night walks, and object searching.

- **Voice Assistant:** Utilize the integrated AI voice assistant for various commands and queries.
- **Customizable Watch Faces:** Choose from over 100 watch faces or upload your own photos.

Stil, der sich mit dir verändert

Aus 200+ Zifferblättern wählen oder eigenes hochladen für persönliche Note.



Image: A display of various watch face options available for the smartwatch, along with an illustration of how users can upload their own photos to personalize the watch face.

- **Other Functions:** Weather forecasts, alarms, timer, music player control, sedentary reminders, remote camera control.

MAINTENANCE

1. Cleaning

- Wipe the watch screen and body with a soft, lint-free cloth.
- For stubborn dirt, slightly dampen the cloth with water. Avoid using harsh chemicals or abrasive materials.
- Clean the charging contacts regularly to ensure efficient charging.

2. Water Resistance (IP68)

The smartwatch is IP68 waterproof, meaning it is resistant to dust and can withstand immersion in water up to 1.5 meters for 30 minutes. It is suitable for daily use such as hand washing, sweating, and rain exposure.

- **Do NOT** use in hot water, saunas, or steam rooms.
- **Do NOT** press buttons underwater.
- After exposure to water, especially saltwater, rinse with fresh water and dry thoroughly.

Militärischer Standard



Staubdicht



Stoßfest



-40°C~70°C Harte
Bedingungen



Korrosionsschutz
gegen Flüssigkeiten



Image: The smartwatch highlighting its military-grade durability, including dustproof, shockproof, extreme temperature resistance (-40°C to 70°C), and corrosion protection against liquids.

3. Battery Care

- Avoid fully discharging the battery frequently.
- Store the watch in a cool, dry place if not used for extended periods, with approximately 50% charge.

- Use only the provided charging cable.

TROUBLESHOOTING

1. Watch Not Turning On

- Ensure the watch is fully charged. Connect it to the charger for at least 30 minutes.
- Press and hold the power button for 10-15 seconds to force a restart.

2. Cannot Pair with Phone

- Make sure Bluetooth is enabled on your phone and the watch.
- Ensure the watch is within Bluetooth range (typically 10 meters).
- Restart both your phone and the smartwatch.
- Clear the Bluetooth cache on your phone (if applicable) and try pairing again.
- Ensure the correct companion app is installed and updated.
- If previously paired, remove the watch from your phone's Bluetooth device list and try pairing again.

3. Inaccurate Health Data

- Ensure the watch is worn snugly on your wrist, about one finger's width from your wrist bone.
- Keep the sensor clean and free from sweat or dirt.
- Environmental factors and individual physiology can affect sensor accuracy. The data is for reference only and not for medical diagnosis.

4. Notifications Not Appearing

- Check if the watch is properly connected to the app via Bluetooth.
- Ensure notification permissions are granted to the app on your phone.
- Verify that app notifications are enabled within the smartwatch companion app settings.
- Check your phone's notification settings to ensure apps are allowed to send notifications.

SPECIFICATIONS

Brand	LIGE
Model Number	EF13-D
Screen Size	1.85 inches
Screen Resolution	360 x 360 pixels
Connectivity	Bluetooth 5.3
Battery Capacity	1000 mAh (Lithium Polymer)

Typical Usage Battery Life	15 days
Standby Battery Life	45 days
Water Resistance	IP68
Memory Storage	128 MB
Compatible Devices	Android 5.0+ / iOS 11.0+ Smartphones
Special Features	Flashlight, Pedometer, Heart Rate, Blood Oxygen, Sleep Monitor, Bluetooth Calls, Notifications, Multi-sport Tracking, Music Player Control, Sedentary Reminder, Alarm, Remote Camera

WARRANTY AND SUPPORT

Warranty Information

Please refer to the warranty card included with your purchase or contact the retailer for specific warranty terms and conditions. Typically, LIGE products come with a standard manufacturer's warranty covering defects in materials and workmanship.


Customer Support





For technical assistance, troubleshooting beyond this manual, or warranty claims, please contact LIGE customer support or your point of purchase. Contact details can usually be found on the product packaging or the official LIGE website.

Note: Availability of spare parts and software updates is not explicitly guaranteed beyond the initial purchase.

© 2025 LIGE. All rights reserved.

Related Documents - EF13-D

	<p>LIGE Sports Smart Watch User Manual</p> <p>User manual for the LIGE Sports Smart Watch, detailing setup, pairing with the FitCloudPro app, watch functions like step counting, heart rate monitoring, sleep tracking, weather, music control, and message notifications. Includes app features such as data synchronization and customizable watch faces.</p>
---	--

<p>Smart Health Bracelet</p>  <p>User Manual</p>	<p>Smart Health Bracelet User Manual - LIGE</p> <p>Comprehensive user manual for the LIGE Smart Health Bracelet, covering product introduction, setup, features, app usage, safety tips, and troubleshooting.</p>
	<p>LIGE BW0459 Smart Watch: Quick Start Guide and Features</p> <p>Comprehensive guide to the LIGE BW0459 Smart Watch, covering setup, features like heart rate monitoring, sleep tracking, exercise modes, and app connectivity. Learn how to download the app, connect your device, and utilize its functions.</p>
	<p>LIGE Smartwatch User Manual: Features, Setup, and Operation</p> <p>Comprehensive guide to the LIGE smartwatch, covering app download, connection, features like step tracking, sleep monitoring, heart rate, blood pressure, notifications, sports modes, and device settings.</p>
	<p>SMART BW270 Smartwatch User Manual and Features Guide</p> <p>Explore the comprehensive user manual for the SMART BW270 Smartwatch, covering setup, Da Fit app integration, Bluetooth call functions, and features like heart rate monitoring, step tracking, sleep analysis, and message notifications. Learn how to optimize your smartwatch experience.</p>
<p>Smart Health Bracelet</p> 	<p>LIGE Smart Health Bracelet User Manual - Features, Setup, and Safety</p> <p>Comprehensive user manual for the LIGE Smart Health Bracelet (QWatch Pro app), covering product features, setup, app usage, notifications, exercise modes, troubleshooting, and safety guidelines.</p>