

[manuals.plus](#) /

› [LENTION](#) /

› [LENTION T4 IPX7/OWS Hi-Fi Stereo Sports Earbuds User Manual](#)

LENTION T4

LENTION T4 IPX7/OWS Hi-Fi Stereo Sports Earbuds User Manual

Model: T4

1. INTRODUCTION

Thank you for choosing the LENTION T4 IPX7/OWS Hi-Fi Stereo Sports Earbuds. These open-ear earbuds are designed to provide a comfortable and secure listening experience, especially during physical activities, while maintaining situational awareness. Featuring Bluetooth 5.4 connectivity, Hi-Fi stereo sound, and IPX7 water resistance, the T4 earbuds are built for performance and durability.



Image 1.1: LENTION T4 Open-Ear Sports Earbuds and Charging Case

2. PACKAGE CONTENTS

Please check the package for the following items:

- LENTION T4 Open-Ear Sports Earbuds (Left and Right)
- Charging Case
- USB Charging Cable
- User Manual

3. PRODUCT OVERVIEW

The LENTION T4 earbuds feature an open-ear design with comfortable ear hooks for a secure fit. The charging case includes an LED display to show battery status.

Bateria de Ultra Longa Duração

68H



8h

por Carga

60h

com Estojo

Image 3.1: Ergonomic Open-Ear Design

Design de Ouvido Aberto



Gancho Auricular
Confortável



Design Leve



Image 3.2: Charging Case with LED Display

4. SETUP

4.1 Charging the Earbuds and Case

Before first use, fully charge the earbuds and charging case. Connect the provided USB charging cable to the charging port on the case and a power source. The LED display on the case will indicate the charging status. A 15-minute quick charge provides approximately 5 hours of playback time for the earbuds.

4.2 Bluetooth Pairing

1. Ensure the earbuds are in the charging case and the case has sufficient power.
2. Open the charging case. The earbuds will automatically enter pairing mode.
3. On your device (smartphone, tablet, etc.), enable Bluetooth and search for available devices.
4. Select "LEN-T4" from the list of devices.
5. Once connected, the earbuds are ready for use. Subsequent connections will be instant after the initial pairing.

Video 4.1: Demonstrating Automatic Hall Detection Pairing and Touch Controls

This video illustrates the automatic pairing process when opening the case and the responsive touch controls for music playback and calls.

5. OPERATING THE EARBUDS

5.1 Touch Controls

The LENTION T4 earbuds feature highly sensitive touch controls for easy management of audio and calls. Specific gestures allow you to:

- **Play/Pause:** Single tap on either earbud.
- **Next Track:** Double tap on the right earbud.
- **Previous Track:** Double tap on the left earbud.
- **Answer/End Call:** Single tap on either earbud.
- **Reject Call:** Press and hold on either earbud.
- **Activate Voice Assistant:** Triple tap on either earbud.
- **Volume Control:** Adjust directly from your connected device.

6. KEY FEATURES

6.1 Open-Ear Design for Situational Awareness

The open-ear design allows you to enjoy your audio while remaining aware of your surroundings, making them ideal for outdoor activities and sports where safety is paramount.



Consciência Situacional

Mantenha-se conectado ao seu entorno enquanto aproveita sua música

Image 6.1: Situational Awareness with Open-Ear Design



Ajuste Ergonômico e Confortável

Confortável mesmo após longos períodos de uso

Image 6.2: Ergonomic and Comfortable Fit

6.2 IPX7 Water Resistance

The earbuds are certified IPX7 waterproof, providing protection against immersion in water up to 1 meter for 30 minutes. This makes them suitable for intense workouts, running, and other outdoor activities where exposure to sweat or rain is common.



Resistente à Água IPX7

Os fones de ouvido Bluetooth sem fio possuem material nano-revestido à prova d'água, que pode prevenir eficazmente danos causados por respingos de suor e gotas de chuva

Image 6.3: IPX7 Water Resistance

Som Estéreo Hi-Fi

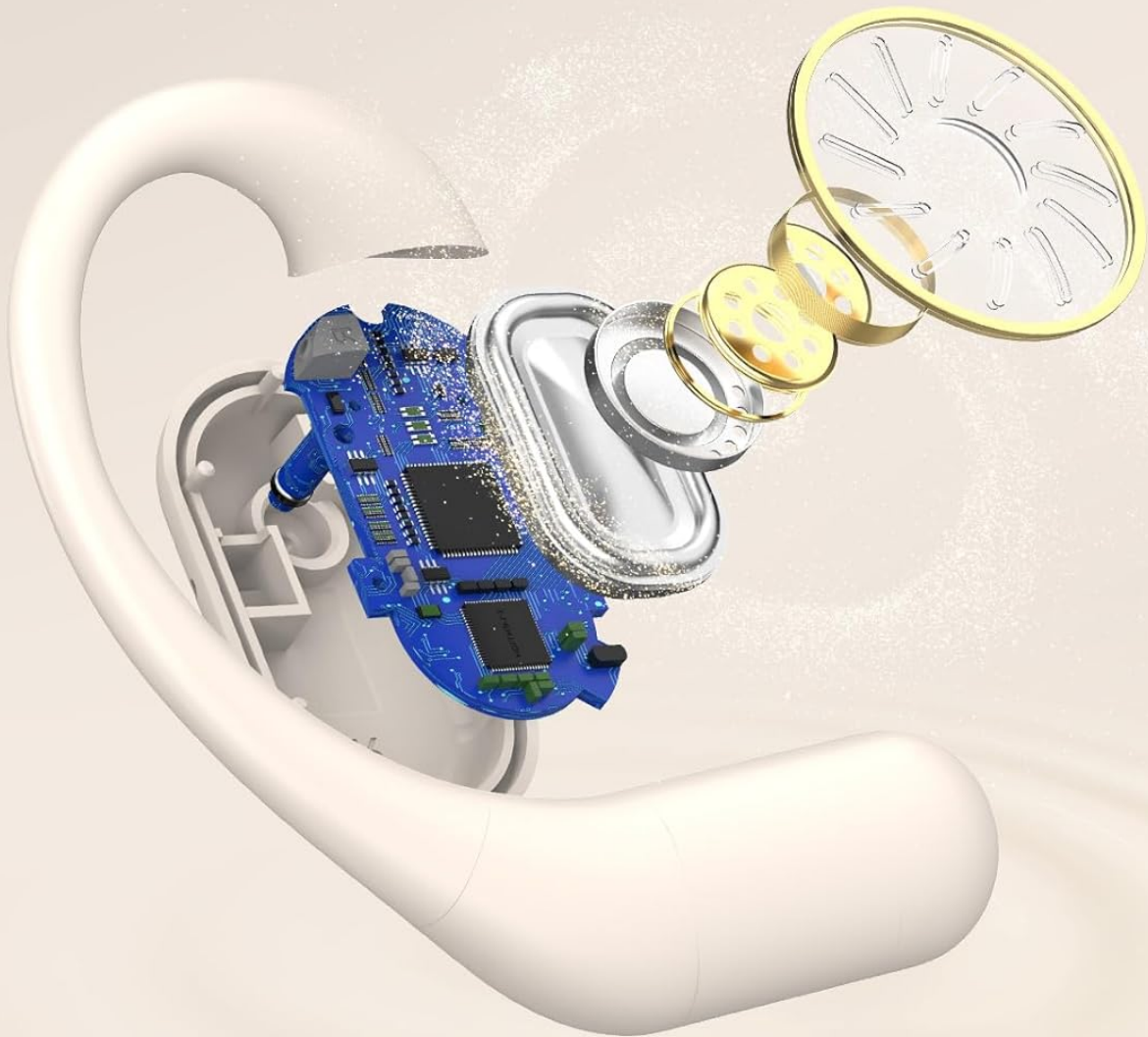


Image 6.4: Earbuds in use during exercise

Video 6.1: LENTION T4 Product Overview and Features

This video provides a general overview of the LENTION T4 earbuds, showcasing their design, Bluetooth 5.4 connectivity, internal driver, and IPX5 water resistance. Note: Product specifications indicate IPX7 water resistance.

6.3 Hi-Fi Stereo Sound with Powerful Bass

Equipped with 13mm drivers, the T4 earbuds deliver clear Hi-Fi stereo sound with powerful bass, suitable for various music genres.

Resistente ao Suor IPX7




Image 6.5: Internal Driver for Hi-Fi Sound

6.4 Noise Reduction Microphone

The integrated microphone features noise reduction technology, effectively minimizing ambient noise for clear calls, whether for work or personal conversations.

6.5 Extended Battery Life

Enjoy up to 6 hours of continuous use on a single charge. The portable charging case extends the total playback time to an

impressive 85 hours, providing power for an entire week of daily use.

7. MAINTENANCE

- **Cleaning:** Use a soft, dry cloth to clean the earbuds and charging case. Avoid using abrasive materials or harsh chemicals.
- **Storage:** Store the earbuds in their charging case when not in use to protect them from dust and damage. Keep them in a cool, dry place.
- **Water Exposure:** While IPX7 rated, ensure the charging port is dry before charging to prevent damage.

8. TROUBLESHOOTING

| Problem | Solution |
|--------------------------|---|
| Earbuds do not turn on. | Ensure the earbuds and charging case are fully charged. Place earbuds in the case and close/open the lid. |
| Cannot pair with device. | Make sure Bluetooth is enabled on your device. Ensure earbuds are in pairing mode (open case). Forget previous pairings on your device and try again. |
| No sound or low volume. | Check device volume and earbud volume. Ensure earbuds are properly connected. Try reconnecting. |
| Intermittent connection. | Ensure no obstacles between earbuds and device. Stay within the 10-meter Bluetooth range. Avoid strong electromagnetic interference. |

9. SPECIFICATIONS

| Feature | Detail |
|----------------------------|---|
| Model Name | LENTION-T4 |
| Brand | LENTION |
| Connectivity Technology | Bluetooth 5.4 |
| Ear Placement | Open-Ear, Ear-Hook |
| Control Type | Touch Control |
| Water Resistance Level | IPX7 (Waterproof) |
| Noise Control | Passive Noise Cancellation |
| Special Features | Hi-Fi Stereo Sound, Powerful Bass, Noise Reduction Microphone |
| Compatible Devices | Smartphones, Laptops, Tablets, Televisions |
| Recommended Activities | Running, Exercise, Physical Activities, Entertainment, Travel |
| Maximum Operating Distance | Up to 10 meters |
| Impedance | 32 Ohms |
| Driver Size | 13mm |
| Earbud Battery Life | Up to 6 hours |






| Feature | Detail |
|--------------------------------|-----------------------|
| Total Battery Life (with case) | Up to 85 hours |
| Product Weight | 120 g (total package) |
| Package Dimensions | 10.9 x 10.2 x 3.9 cm |

10. WARRANTY AND SUPPORT

LENTION products come with a manufacturer's warranty. Please refer to your purchase documentation for specific warranty terms and duration. For technical support or customer service, please contact your retailer or visit the official LENTION website.

Manufacturer's Warranty: 90 days

Related Documents - T4

| | |
|---|---|
|  | <p>Adesso G10 Xtream T4 Wireless Earphones Quick Start Guide</p> <p>Get started with your Adesso G10 Xtream T4 wireless earbuds. This guide covers essential setup, usage, and safety information for a seamless audio experience.</p> |
|  | <p>Suunto t4 User's Guide: Enhance Your Fitness with Smart Training</p> <p>Discover the Suunto t4, a high-precision heart rate monitor and personal training advisor. This guide details features like Suunto Coach and Training Effect, helping users optimize workouts and achieve fitness goals. Learn about setup, modes, and optional POD integration.</p> |
|  | <p>Honeywell T Series Thermostat Selection Guide</p> <p>A comprehensive guide to selecting the right Honeywell T Series thermostat, including T6 Pro Wi-Fi, T6 Pro, T4 Pro, and T1 Pro models. Features and specifications for each model are detailed, along with replacement information and details on the UWP mounting system.</p> |
|  | <p>Honeywell T Series Thermostat Selection Guide</p> <p>A comprehensive selection guide for Honeywell's T Series thermostats, including Lyric T6 Pro Wi-Fi, T6 Pro, T4 Pro, and T1 Pro models, detailing features, specifications, and compatibility.</p> |
|  | <p>DS-2 Wi-Fi Camera: Installation, Setup, and FAQ Guide</p> <p>Comprehensive guide for the DS-2 Wi-Fi camera, covering installation, setup, device connection, sharing, function settings, troubleshooting, and FCC compliance. Includes model information and warranty details.</p> |



[Honeywell T Series Non-Connected Thermostats: Simple Selection & Installation Guide](#)

Explore the Honeywell T Series non-connected thermostats, including T4 Pro, T6 Pro, and T1 Pro. This guide details simple selection, standardized installation with the UWP system, and easy upsell opportunities for contractors.