

Amzfast AMZG27F6Q

Amzfast 27-inch 1440P 200Hz/180Hz White Gaming Monitor Instruction Manual

Model: AMZG27F6Q

1. SETUP

1.1 Unboxing and Package Contents

Carefully remove all components from the packaging. Ensure all items listed below are present.

- Amzfast 27-inch Gaming Monitor
- Monitor Stand (Base and Neck)
- Power Adapter
- DP Cable (1.5m)
- HDMI Cable (1.5m)
- User Manual (this document)
- Quick Start Guide (QSG)

Delicate Picture Quality with High Refresh Rate



Image: Amzfast 27-inch monitor and included accessories.

1.2 Assembling the Stand

1. Attach the stand neck to the monitor panel.
2. Secure the stand base to the neck using the provided screws.
3. Ensure all connections are firm and stable.

For a visual guide on unboxing and assembly, please refer to the official unboxing video:

Your browser does not support the video tag.

Video: Official Amzfast 27-inch WQHD 200Hz Gaming Monitor Unboxing and Assembly Guide.

1.3 Connecting the Monitor

Connect the monitor to your computer or other devices using the appropriate cables.

- **Power Connection:** Connect the power adapter to the DC IN port on the monitor and then to a power outlet.
- **Video Connection:** Use either the provided DP cable (for 1440p 200Hz) or HDMI cable (for 1440p 144Hz) to connect the monitor to your device's graphics card.

- **Audio Output:** If desired, connect headphones to the EARPHONE jack.

Eye Care Technology Long-lasting Gaming



Rhine Low Blue
Light Certification



| Hardware anti-blue light



| Traditional LCD blue light



▲ Filter harmful blue light segments to restore bright colors

Image: Rear view of the monitor displaying various input ports.

2. OPERATING THE MONITOR

2.1 Powering On/Off

Press the power button located on the back of the monitor to turn it on or off. The monitor will automatically detect the input signal.

2.2 On-Screen Display (OSD) Navigation

Use the 5-way joystick on the back of the monitor to navigate the OSD menu. Push the joystick in to confirm selections, and move it up/down/left/right to browse options.

2.3 Adjusting Display Settings

The OSD menu allows you to customize various display settings:

- **Brightness/Contrast:** Adjust for optimal viewing conditions.

- **Color Settings:** Fine-tune color temperature, gamma, and saturation. The monitor supports 16.7 million colors (8-bit), 130% sRGB, and 95% DCI-P3 coverage.
- **HDR400:** Enable HDR for enhanced contrast and vibrant colors.
- **Eye Care:** Activate TÜV Rheinland Certified Hardware Low Blue Light technology to reduce eye strain during prolonged use.



Image: Monitor showcasing vibrant color capabilities with HDR400.

* Game Features

AI Crosshair



The AI crosshair changes color with the scene, allowing you to capture the enemy more clearly

Night Vision



Turn on the night vision function. Find enemies in the dark.

Screen Size Adjustment



Adjust the screen size, Have a broader perspective

Adaptive-Sync



Solve the problem of game screen tearing, freezing and delay caused by refresh rate limitation

Image: Explanation of the monitor's Eye Care Technology.

2.4 Gaming Features

Optimize your gaming experience with built-in features:

- **Adaptive-Sync:** Synchronizes the monitor's refresh rate with your GPU's frame rate to eliminate screen tearing and stuttering.
- **MPRT 1ms Response Time:** Reduces motion blur for fast-paced action.
- **AI Crosshair Assist:** Provides an on-screen crosshair for improved aiming.
- **Night Vision:** Enhances visibility in dark in-game environments.
- **Screen Size Adjustment:** Switch between 16:9 and 4:3 aspect ratios.
- **Game Modes:** Pre-set display modes optimized for FPS, RTS, and RPG genres.

Razor - Edged Vision, Speed Unbroken

Dual functions for e-sports and office

Fast IPS
Fast LCD panel

1ms(MPRT/OD)
Extreme Response time




Image: Visual representation of the monitor's gaming-specific features.

See the monitor in action with its gaming capabilities:

Your browser does not support the video tag.

Video: Official Amzfast 27-inch 200Hz WQHD White Gaming Monitor showcasing gameplay.

3. MAINTENANCE

3.1 Cleaning the Monitor

- Always power off and unplug the monitor before cleaning.
- Use a soft, lint-free cloth lightly dampened with water or a screen-cleaning solution.
- Do not spray liquid directly onto the screen or monitor casing.
- Avoid using abrasive cleaners, waxes, or solvents.

3.2 General Care

- Avoid placing heavy objects on the monitor or its cables.

- Do not expose the monitor to direct sunlight, excessive heat, or extreme cold.
- Keep the monitor away from liquids and excessive moisture.
- Ensure proper ventilation around the monitor to prevent overheating.

4. TROUBLESHOOTING

If you encounter issues with your Amzfast monitor, refer to the solutions below:

4.1 No Signal / Black Screen

- Ensure the power cable is securely connected to both the monitor and the power outlet.
- Verify that the video cable (DP or HDMI) is firmly connected to both the monitor and your computer's graphics card.
- Check if the correct input source is selected in the monitor's OSD menu.
- Restart your computer.

4.2 Image Tearing / Ghosting

- Ensure Adaptive-Sync is enabled in both the monitor's OSD settings and your graphics card control panel.
- Adjust the 'Response Time' setting in the OSD menu. If set to 'Extreme', try 'Fast' to resolve potential ghosting issues.
- Verify your graphics card drivers are up to date.

4.3 Color / Brightness Issues

- Adjust brightness, contrast, and color temperature settings via the OSD menu.
- Ensure HDR is enabled in both the monitor's OSD and your operating system's display settings for HDR content.
- If colors appear washed out, check your graphics card's color settings.

4.4 Power Issues

- Confirm the power adapter is functioning correctly and the power outlet is active.
- If the monitor does not power on, try a different power outlet.

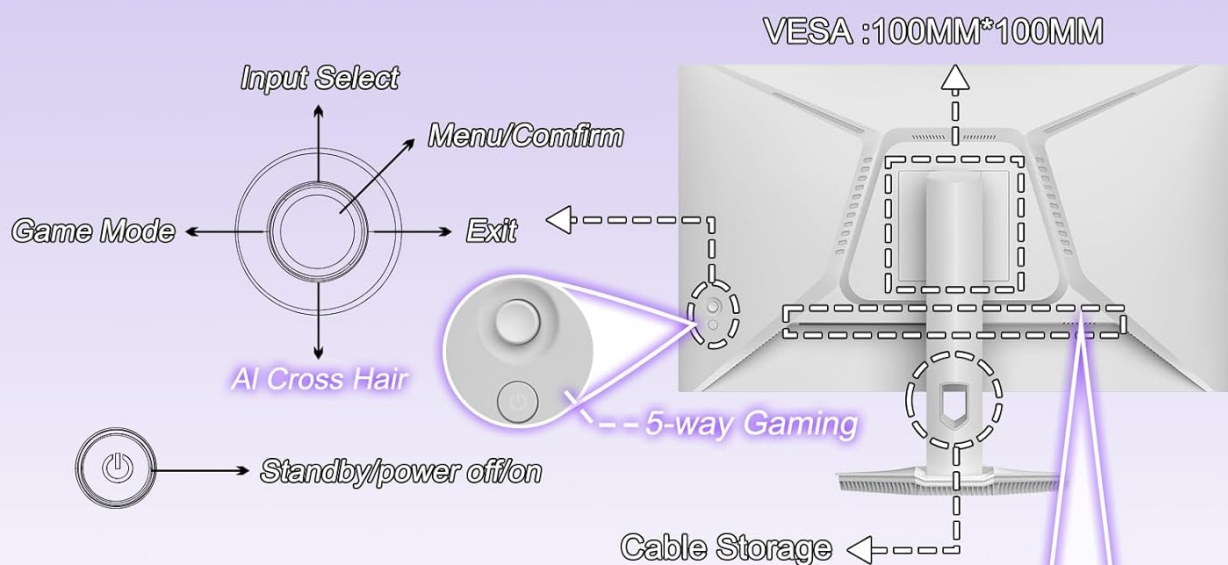
5. SPECIFICATIONS

Feature	Specification
Model Number	AMZG27F6Q
Screen Size	27 Inches
Resolution	2560 x 1440 Pixels (QHD Wide 1440p)
Refresh Rate	200Hz (supports 180Hz, 165Hz)
Response Time	MPRT 1ms
Panel Type	Fast IPS
Brightness	400 Candela per Square Meter (400 Nits)

Contrast Ratio	1000:1
Color Gamut	130% sRGB, 95% DCI-P3
Color Depth	16.7 Million Colors (8-bit + FRC)
HDR Support	HDR400 Certified
Eye Care	TÜV Rheinland Certified Low Blue Light, Anti-flicker, Anti-Glare
Connectivity	2x HDMI 2.0 (Max 1440p 144Hz), 2x DP 1.4 (Max 1440p 200Hz), DC IN, Earphone Jack
VESA Mount	100mm x 100mm
Product Dimensions	24.1 x 8.66 x 18.43 inches
Item Weight	13.22 pounds

Rich Connections & Functions

Dual functions for e-sports and office



White Accessory: DP Cable; HDMI Cable; Power Adapter

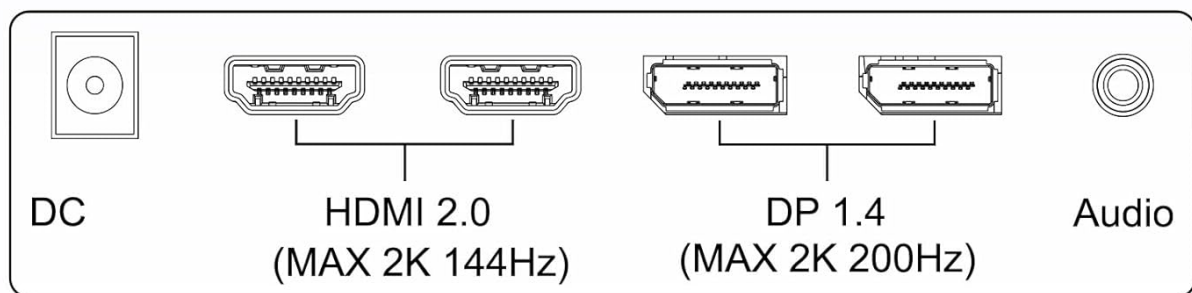


Image: Detailed dimensions of the Amzfast 27-inch monitor.

6. WARRANTY AND SUPPORT

Amzfast provides comprehensive support for its products:

- **2-Year Zero-Bright-Dot Warranty:** Free replacement or new monitor for any major quality problems within two years.
- **12-Month Exchange Policy:** For other after-sales issues, contact Amzfast for a satisfactory solution.
- **30-Day Free Return/Replacement:** Available for initial product issues.
- **Customer Service:** For any inquiries or support, please contact Amzfast customer service.

Documents - Amzfast – AMZG27F6Q

no relevant documents