

BUGANI OWSB15S

BUGANI Over Ear Headphones User Manual

Model: OWSB15S

1. INTRODUCTION

Thank you for choosing BUGANI Over Ear Headphones. These headphones are engineered for superior audio experience, comfort, and portability, making them ideal for travel, work, and home office environments.

Featuring advanced noise cancelling, Bluetooth 5.3 connectivity, and a long-lasting battery, they are designed to provide clear, immersive sound and reliable performance.



Figure 1.1: Front view of the BUGANI Over Ear Headphones, showcasing their sleek design and comfortable earcups.

2. WHAT'S IN THE BOX

Please check the package contents to ensure all items are present:

- BUGANI Over Ear Headphones
- USB-C Charging Cable (for fast charging)
- Detachable 3.5mm Audio Cable (for wired listening)
- Illustrated Manual
- Ear Cushions (included as part of the headphones)

Unique Design

Meet the world's first hollow open-ear headphones (OWH), engineered to deliver a vast, natural soundstage that makes you feel like you're right at the heart of a live performance.

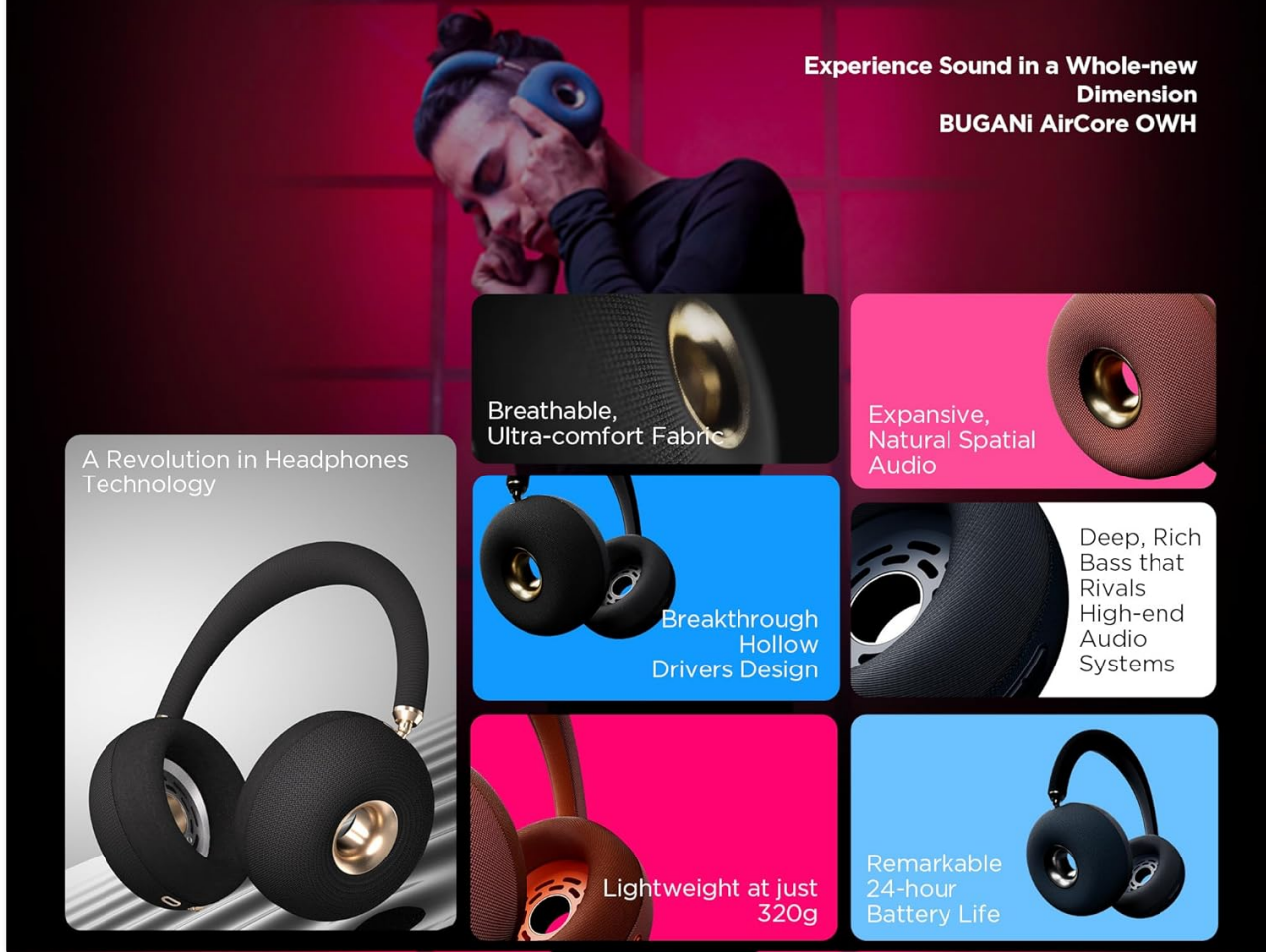


Figure 2.1: The BUGANI Over Ear Headphones shown with their protective carrying case, highlighting portability.

3. PRODUCT OVERVIEW

The BUGANI Over Ear Headphones are designed for comfort and high-fidelity audio. Key features include:

- **Plush Memory-Protein Foam Cushions:** Ensures comfort during extended wear.
- **Adjustable Headband:** Provides a pressure-free fit for various head sizes.
- **Foldable Hinges:** Allows for compact storage and easy portability.
- **Integrated Microphone:** For clear hands-free calls and virtual meetings.
- **Multifunction Button:** Used for power, pairing, and call control.
- **USB-C Port:** For charging the headphones.
- **3.5mm Audio Jack:** For wired listening when battery is low or preferred.

- 
- Breathable Open-Ear Structure
 - Cooling Ice-Silk Ear Cushions
 - Lightweight Build

All the Comfort All the Sound — No Compromises

The First Over-Ear Headphones You'll Never Want to Remove

Engineered to fully wrap around your ears without sealing the ear canal — allowing for natural airflow and easy conversation, even while you're wearing them.

Figure 3.1: Diagram illustrating key features such as Hollow Open-Ear Design, 24-hour battery life, and Bluetooth 5.3 connectivity.

The Revolution of Sound: Back to the Beginning

BUGANi AirCore OWH Headphones

BUGANi AirCore OWH Open-Ear Wireless Headphones are a game-changing innovation in over-ear design. With a unique hollow design, they introduce an entirely new category in the audio world—delivering a more open, spacious soundstage. Experience true freedom in the way you hear.

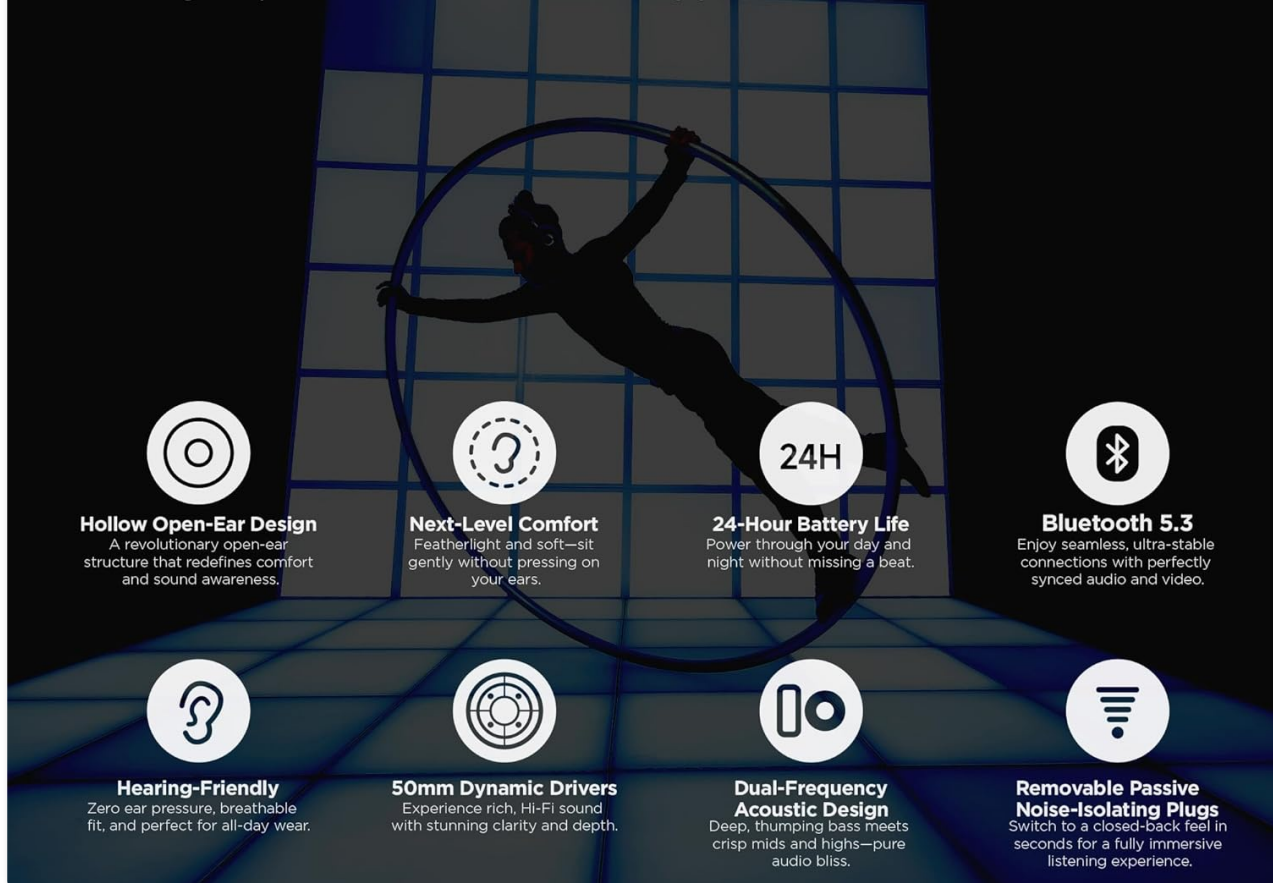


Figure 3.2: A person wearing the BUGANi Over Ear Headphones, demonstrating their comfortable and ergonomic fit.

4. SETUP

4.1 Charging the Headphones

Before first use, fully charge your headphones. A single 2.5-hour USB-C fast charge provides up to 22 hours of continuous playback.

1. Connect the USB-C charging cable to the charging port on the headphones.
2. Connect the other end of the cable to a compatible USB power source (e.g., wall adapter, computer USB port).
3. The LED indicator will show charging status and turn off or change color when fully charged.

4.2 Bluetooth Pairing

Pair your headphones with your device (smartphone, tablet, laptop) for wireless audio.

1. Ensure the headphones are powered off.
2. Press and hold the multifunction button for 2 seconds until the LED indicator flashes, indicating pairing mode.
3. On your device, enable Bluetooth and search for available devices.
4. Select "BUGANI Headphones" (or similar name) from the list.
5. Once connected, the LED indicator will stop flashing or show a steady light. You can now enjoy a stable Class 2 Bluetooth connection up to 33 feet.

5. OPERATING INSTRUCTIONS

5.1 Power On/Off

- **Power On:** Press and hold the multifunction button until the LED indicator lights up.
- **Power Off:** Press and hold the multifunction button until the LED indicator turns off.

5.2 Audio Playback

Experience immersive, balanced audio with crisp highs and rich bass thanks to custom-tuned 40mm dynamic drivers and dual-frequency acoustic design.

- **Play/Pause:** Press the multifunction button once.
- **Next Track:** Double-press the multifunction button.
- **Previous Track:** Triple-press the multifunction button.
- **Volume Control:** Use the volume buttons on the headphones or your connected device.




Figure 5.1: Illustration of the Dual-Driver Frequency Design, featuring 28x9mm tweeter and 50mm woofer for comprehensive sound.

5.3 Call Management

The integrated microphone ensures clear voice capture for hands-free calls.

- **Answer/End Call:** Press the multifunction button once.
- **Reject Call:** Press and hold the multifunction button for 2 seconds.

5.4 Wired Listening

If the battery is low or you prefer a wired connection, use the included 3.5mm audio cable.

1. Plug one end of the 3.5mm audio cable into the headphone's audio jack.
2. Plug the other end into your audio device's 3.5mm port.
3. The headphones will automatically switch to wired mode.

6. MAINTENANCE

To ensure the longevity and optimal performance of your BUGANI headphones, follow these maintenance guidelines:

- **Cleaning:** Use a soft, dry cloth to clean the earcups and headband. Avoid using harsh chemicals or abrasive materials.
- **Storage:** Store the headphones in their carrying case when not in use to protect them from dust and physical damage.
- **Temperature:** Avoid exposing the headphones to extreme temperatures (hot or cold) or high humidity.
- **Charging:** Do not overcharge the battery. Disconnect the charger once the headphones are fully charged.

7. TROUBLESHOOTING

If you encounter any issues with your headphones, please refer to the following common solutions:

- **Headphones not turning on:** Ensure the headphones are fully charged.
- **Cannot pair with device:**
 - Make sure the headphones are in pairing mode (flashing LED).
 - Ensure Bluetooth is enabled on your device and it's within 33 feet of the headphones.
 - Try forgetting the device in your phone's Bluetooth settings and re-pairing.
- **No sound:**
 - Check the volume levels on both the headphones and your connected device.
 - Ensure the headphones are properly connected via Bluetooth or the 3.5mm cable.
 - Try restarting both the headphones and your device.
- **Poor sound quality:**
 - Ensure there are no obstructions between the headphones and your device that could interfere with the Bluetooth signal.
 - Check if the audio source quality is high.

If the issue persists, please contact customer support.

8. SPECIFICATIONS










Feature	Specification
Model Name	OWSB15S
Connectivity Technology	Wireless (Bluetooth), Wired (3.5mm)
Wireless Communication Technology	Bluetooth 5.3

Feature	Specification
Bluetooth Range	33 Feet (Class 2)
Audio Driver Type	Dynamic Driver (40mm)
Frequency Response	20 Hz
Sensitivity	98 dB
Impedance	32 Ohm
Noise Control	Passive Noise Cancellation
Battery Life	Up to 22 hours (playback)
Charging Time	2.5 Hours (USB-C fast charge)
Item Weight	0.44 lbs (approx. 1.2 ounces)
Material	Plastic, Silicone (Ear Cushions: Memory-Protein Foam)
Color	White (as per product details, though images show black/blue)
Compatible Devices	Laptops, Smartphones, Tablets

9. WARRANTY AND SUPPORT

Your BUGANI Over Ear Headphones come with a **24-month warranty**, ensuring peace of mind regarding your purchase. For any questions, technical assistance, or warranty claims, please contact our dedicated customer support team.

- **Customer Support:** Available 24/7 (US-based).
- **Contact Information:** Refer to the contact details provided in the product packaging or on the official BUGANI website.

 BUGANI Free B10 OPEN-EAR HEADPHONE <small>AIR CONDUCTION WIRELESS HEADPHONES</small> USER MANUAL 	BUGANI Free B10 Open-Ear Headphone User Manual User manual for the BUGANI Free B10 Open-Ear Wireless Headphones, covering product overview, power, charging, pairing, volume control, call functions, music playback, wearing instructions, voice control, factory reset, indicator lights, and warranty information.
	BUGANI B09 Wireless Earbuds Quick Start Guide A quick start guide for the BUGANI B09 wireless in-ear earbuds, covering setup, features, controls, and warranty information.
	BUGANI BH21018 Open Ear Bluetooth Headphones Quick Start Guide Quick start guide and warranty information for the BUGANI BH21018 Open Ear Bluetooth Headphones, covering setup, usage, features, and FCC compliance.
 BUGANI Free B15 OPEN-EAR HEADPHONE <small>AIR CONDUCTION WIRELESS HEADPHONES</small> USER MANUAL 	BUGANI Free B15 Open-Ear Wireless Headphones User Manual Comprehensive user manual for the BUGANI Free B15 open-ear, air conduction wireless headphones. Includes product overview, setup, operation, controls, indicator guide, warranty information, and regulatory compliance statements.
 BUGANI Free B15 OPEN-EAR HEADPHONE <small>AIR CONDUCTION WIRELESS HEADPHONES</small> QUICK START GUIDE 	BUGANI Free B15 Open-Ear Wireless Headphones Quick Start Guide Get started quickly with your BUGANI Free B15 open-ear wireless headphones. This guide covers power, charging, pairing, operations, and reset instructions.
	BUGANI E8 Wireless Headphone User Manual User manual for the BUGANI E8 Wireless Headphone, covering features, specifications, pairing, guidance, care, warranty, and FCC compliance.