

ATUVOS Air Tracker Tag

ATUVOS Air Tracker Tag User Manual

Model: Air Tracker Tag

Brand: ATUVOS

1. INTRODUCTION

The ATUVOS Air Tracker Tag is a smart item locator designed to help you find your personal belongings quickly and efficiently. Utilizing Apple's Find My network, this device allows you to track items such as keys, wallets, bags, and luggage directly from your iOS device. It features a loud built-in speaker, long-range tracking capabilities, and alerts for left-behind items.



Image 1.1: Front view of the ATUVOS Air Tracker Tag, a compact black square device with rounded corners and the ATUVOS logo.

2. SAFETY INFORMATION

- Keep the device and its battery out of reach of children and pets. The CR2032 coin cell battery can be a choking hazard.
- Do not attempt to disassemble, modify, or repair the device yourself. This may void the warranty and cause damage.
- Avoid exposing the device to extreme temperatures, direct sunlight, or open flames.
- While the device is IP67 water-resistant, it is not designed for prolonged submersion or use in harsh water conditions. Ensure the battery compartment is securely closed to maintain water resistance.
- Dispose of batteries according to local regulations.

3. PACKAGE CONTENTS

Verify that all items are present in your package:

- ATUVOS Air Tracker Tag (1 unit)
- CR2032 Coin Cell Battery (pre-installed)
- User Manual (this document)

4. SETUP

4.1. Activating the Tracker

The ATUVOS Air Tracker Tag comes with a pre-installed CR2032 battery. To activate the device for the first time, ensure the battery is properly seated and the compartment cover is securely closed. The device will automatically enter pairing mode.

4.2. Pairing with Apple Find My (iOS Only)

The ATUVOS Air Tracker Tag is designed exclusively for use with Apple's Find My network. Android devices are not supported.

1. Ensure your iOS device (iPhone, iPad, or iPod touch) is running the latest version of iOS/iPadOS.
2. Open the **Find My** app on your iOS device.
3. Navigate to the **Items** tab.
4. Tap the **+** icon and select **Add Other Item**.
5. Place the ATUVOS Air Tracker Tag near your iOS device. The device should be detected automatically.
6. Follow the on-screen instructions to name your tracker and assign an emoji.
7. Confirm the pairing. Your ATUVOS Air Tracker Tag is now linked to your Apple ID and visible in the Find My app.

Works with **Find My**

Base on Apple Find My Network

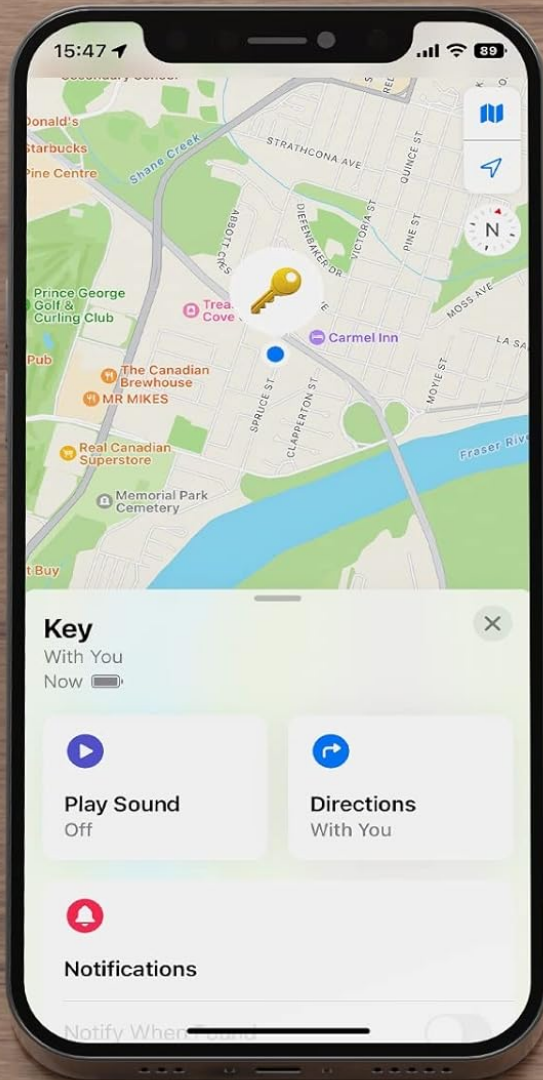


Image 4.1: An iPhone screen showing the Apple Find My app interface with a map and options to play sound or get directions, alongside an ATUVOS tracker.

5. OPERATING INSTRUCTIONS

5.1. Finding Nearby Items

When your ATUVOS Air Tracker Tag is within Bluetooth range (up to 200 feet unobstructed), you can make it play a sound to help you locate it.

1. Open the **Find My** app on your iOS device.
2. Go to the **Items** tab.
3. Select your ATUVOS Air Tracker Tag from the list.

4. Tap **Play Sound**. The tracker will emit a loud sound (80-100dB) to help you find it.
5. You can also ask Siri to find your item by saying, for example, "Hey Siri, find my keys."

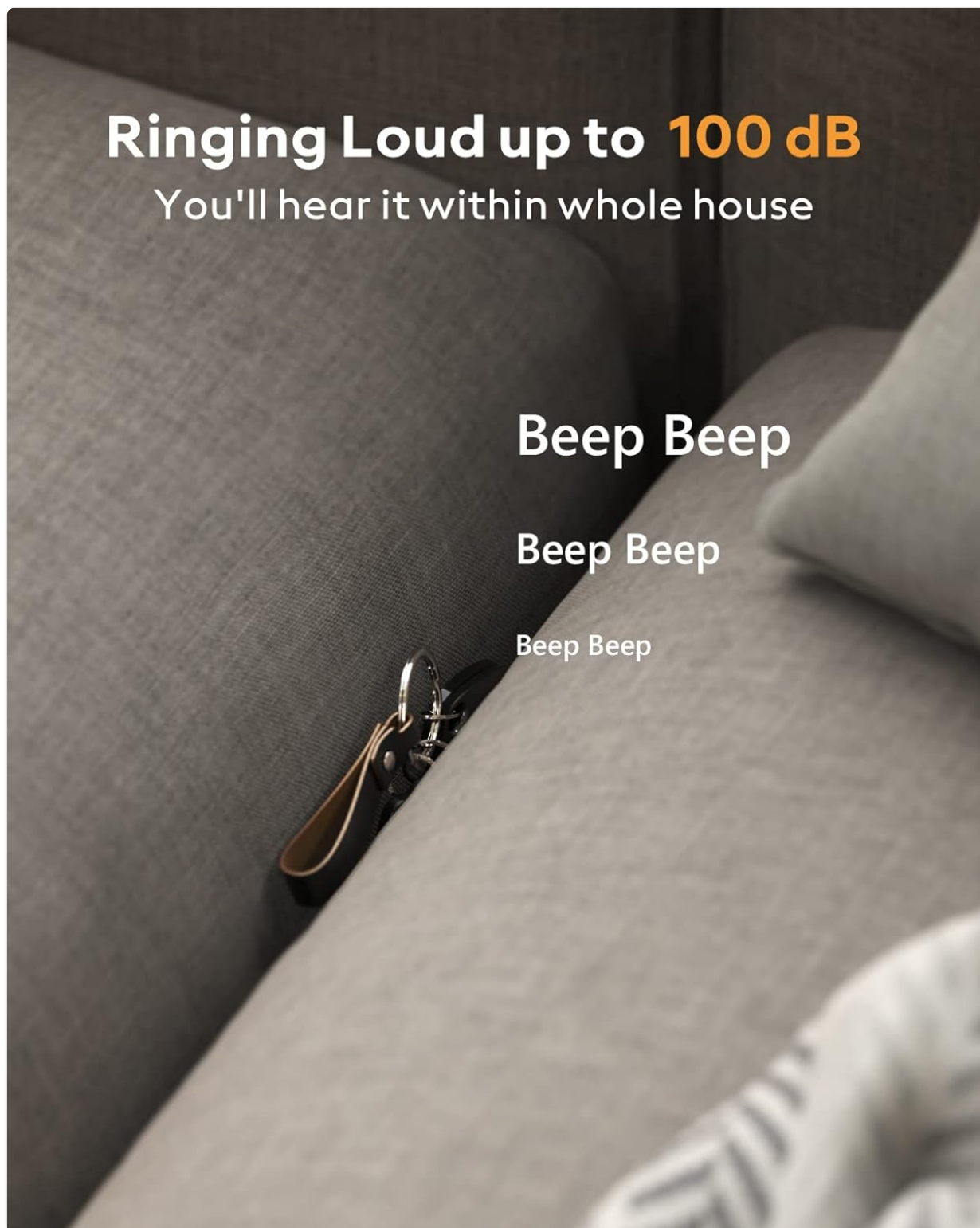


Image 5.1: An ATUVOS tracker partially hidden in a couch, demonstrating its ability to ring loudly for easy location within a home.

5.2. Finding Far Away Items

If your ATUVOS Air Tracker Tag is out of Bluetooth range, the Apple Find My network can help you locate it. This network consists of hundreds of millions of Apple devices worldwide.

1. Open the **Find My** app.
2. Select your ATUVOS Air Tracker Tag.

3. The app will display the tracker's last known location on a map. If another Apple device in the Find My network passes by your tracker, its location will be updated.
4. You can tap **Directions** to get navigation to the tracker's location.

5.3. Left Behind Remind

Receive instant notifications if you leave your tracked item behind.

1. In the **Find My** app, select your ATUVOS Air Tracker Tag.
2. Scroll down and tap **Notify When Left Behind**.
3. Toggle the feature **On**. You can also set specific locations where you don't want to be notified (e.g., your home).

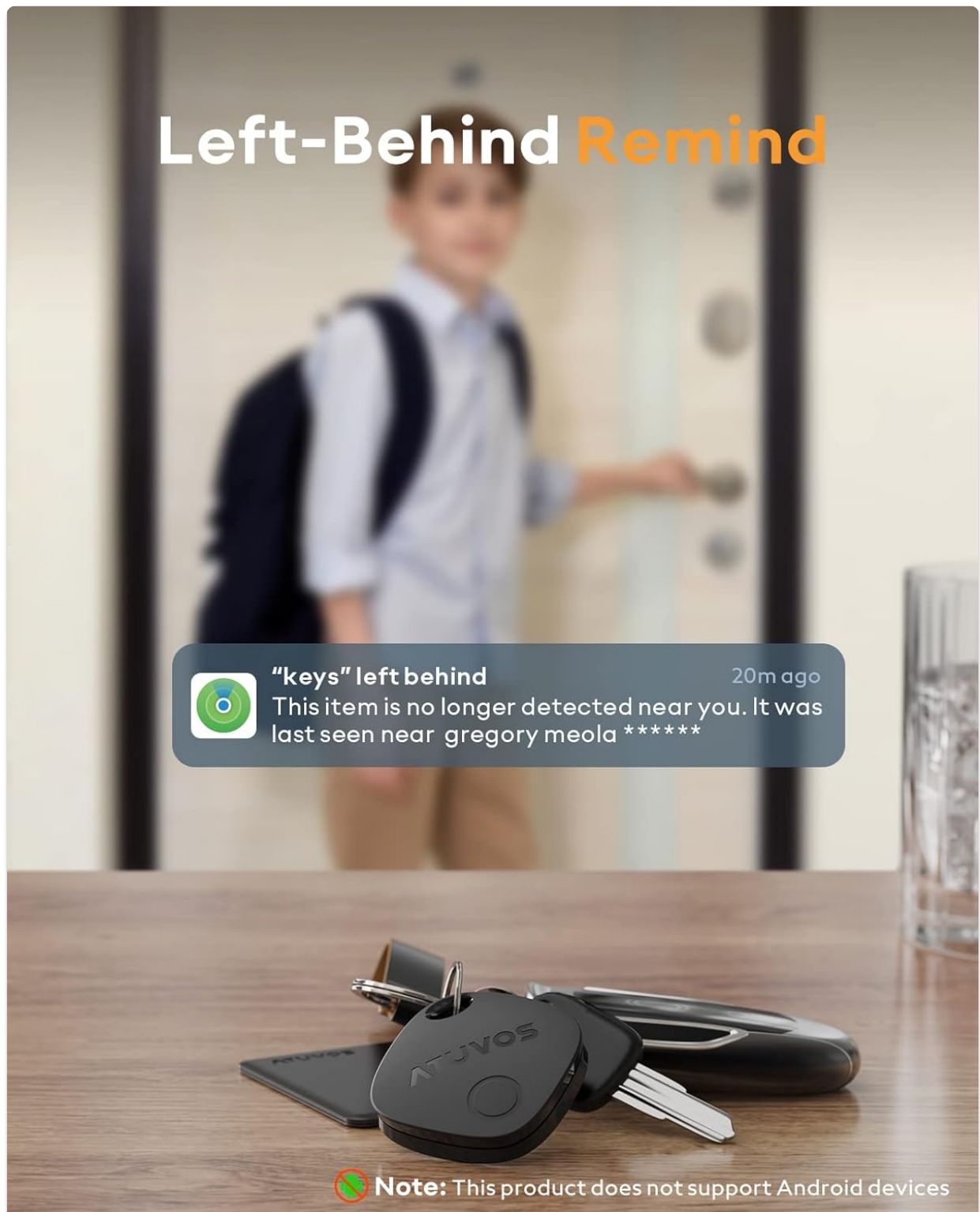


Image 5.2: An iPhone displaying a "keys left behind" notification, indicating the tracker has moved out of range, with an ATUVOS tracker and keys in the foreground.

5.4. Lost Mode

If your ATUVOS Air Tracker Tag is lost, you can enable Lost Mode to help recover it.

1. In the **Find My** app, select your ATUVOS Air Tracker Tag.
2. Scroll down to **Lost Mode** and tap **Enable**.
3. Follow the prompts to enter a phone number or email address where you can be contacted.
4. When another Apple device in the Find My network detects your lost tracker, you will receive a notification with its updated location. If someone finds your tracker, they can use their iPhone to see your contact information.

5.5. Privacy Protection

The Apple Find My network is designed with privacy in mind. Location data and history are encrypted and anonymous, ensuring that your location information is not stored on the ATUVOS tracker itself and is not accessible to ATUVOS or Apple.

6. MAINTENANCE

6.1. Battery Replacement

The ATUVOS Air Tracker Tag uses a replaceable CR2032 coin cell battery, which typically lasts over one year. The Find My app will notify you when the battery level is low.

1. Locate the small groove on the side of the tracker.
2. Use a coin or a small flat tool to gently twist and open the battery compartment cover.
3. Remove the old CR2032 battery.
4. Insert a new CR2032 battery with the positive (+) side facing up.
5. Align the cover and twist it clockwise until it is securely closed. Ensure a tight seal to maintain water resistance.

6.2. Water Resistance

The ATUVOS Air Tracker Tag has an IP67 water-resistant rating, meaning it can withstand splashes, rain, and brief immersion in water up to 1 meter for 30 minutes. It is not recommended for swimming or prolonged water exposure. Always ensure the battery compartment is properly sealed after replacement to maintain water resistance.

6.3. Cleaning

Wipe the tracker with a soft, damp cloth. Avoid using harsh chemicals or abrasive cleaners, as these can damage the device's finish or compromise its water resistance.

7. TROUBLESHOOTING

Problem	Possible Solution
---------	-------------------

Problem	Possible Solution
Tracker not pairing with Find My app.	<p>Ensure your iOS device is updated to the latest software.</p> <p>Make sure Bluetooth is enabled on your iOS device.</p> <p>Bring the tracker closer to your iOS device.</p> <p>Check if the battery is correctly installed and has sufficient charge. Replace if necessary.</p> <p>Restart your iOS device.</p>
Tracker not making a sound.	<p>Ensure the tracker is within Bluetooth range of your iOS device.</p> <p>Check the battery level in the Find My app. Replace the battery if low.</p> <p>Verify that the volume on your iOS device is not muted.</p>
Location not updating in Find My app.	<p>The tracker's location updates when it comes within range of an Apple device in the Find My network. If it's in a remote area, updates may be less frequent.</p> <p>Ensure Location Services are enabled for the Find My app on your iOS device.</p> <p>Check the battery level of the tracker.</p>
Left Behind Alerts not working.	<p>Verify that "Notify When Left Behind" is enabled for your tracker in the Find My app.</p> <p>Check if you have added any "Notify Me, Except At" locations that might be preventing alerts.</p> <p>Ensure your iOS device has a stable internet connection for receiving notifications.</p>

8. SPECIFICATIONS

Brand	ATUVOS
Model	Air Tracker Tag
Compatibility	Apple Find My network (iOS devices only)
Connectivity	Bluetooth
Bluetooth Range	Up to 200 feet (unobstructed)
Speaker Loudness	80-100 dB
Battery Type	CR2032 Coin Cell (replaceable)
Battery Life	Over 1 year
Water Resistance	IP67
Item Weight	1.06 ounces
Dimensions	3.54 x 2.76 x 0.59 inches

9. WARRANTY AND SUPPORT

ATUVOS provides customer service for its products. If you encounter any issues or have questions regarding the use of your ATUVOS Air Tracker Tag, please contact ATUVOS customer support. Refer to the product packaging or the official ATUVOS website for specific warranty details and contact information.

For general inquiries, you may visit the [ATUVOS Store on Amazon](#).