

FLANUR 26

FLANUR 1500W Small Desk Heater Instruction Manual

Model: 26

1. INTRODUCTION

Thank you for choosing the FLANUR 1500W Small Desk Heater. This portable electric heater is designed to provide efficient and comfortable heating for indoor spaces such as bedrooms, home offices, and living rooms. It features multiple heating modes, a remote control, thermostat, LED display, and advanced safety features to ensure a pleasant and secure user experience.

2. SAFETY INSTRUCTIONS

Please read all safety instructions carefully before using this appliance. Failure to follow these instructions may result in electric shock, fire, or serious injury.

- **DO NOT COVER:** Never cover the heater or block the air inlets/outlets. This can cause overheating and fire.
- **Overheat Protection:** The heater is equipped with an internal sensor that automatically shuts off the unit if it overheats.
- **Tip-Over Protection:** The heater will automatically shut off if it is accidentally tipped over. Place the heater on a sturdy, flat surface.
- **24-Hour Auto Shut-Off:** For added safety, the heater will automatically power down after 24 hours of continuous operation.
- **Residual Heat Dissipation:** After the LED display turns off, a 30-second residual heat dissipation program runs to cool down the unit.
- Always unplug the heater when not in use or before cleaning.
- Keep flammable materials at least 3 feet (0.9 meters) away from the heater.

Safety Protection

Programmable Digital Thermostat



Image: Safety Protection features, including tip-over protection.

3. PRODUCT FEATURES

- **2-in-1 Functionality:** Combines two heating modes (1500W/900W) with a fan-only function.
- **ECO Mode:** Automatically adjusts power output based on ambient temperature differences (41-95°F / 5-35°C) to maintain a default temperature of 77°F / 25°C, optimizing energy efficiency.
- **Silent Operation:** Operates below 35 decibels, ensuring quiet heating without disturbing sleep or work.
- **Remote Convenience:** Multifunctional remote control for power, temperature, timer, and oscillation settings.
- **70° Oscillation:** Wide-angle auto oscillation distributes warm air evenly and rapidly.
- **Multi-Functional Design:** Features an LED display, memory function, and minimalist styling.

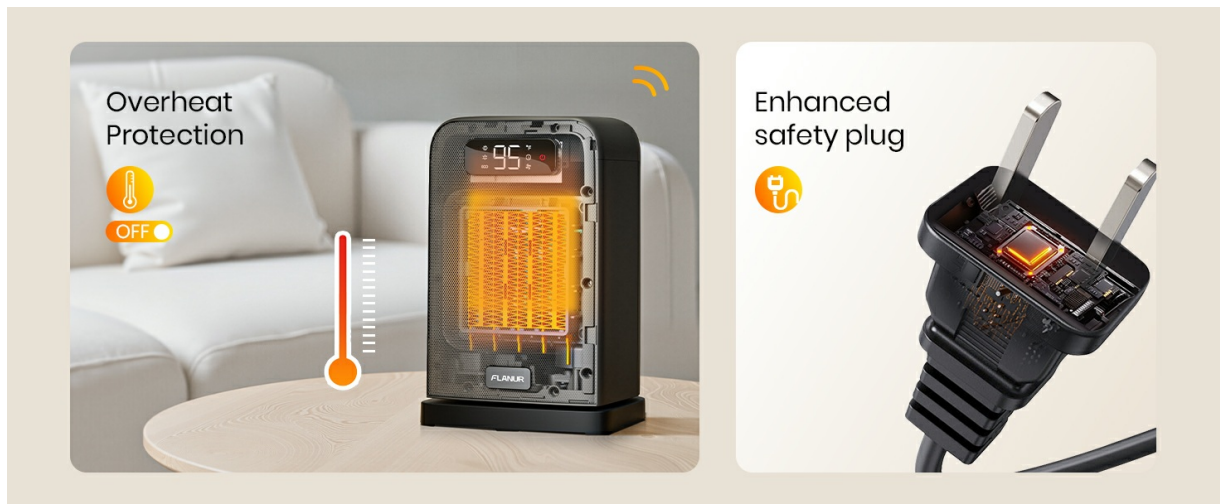


Image: ECO Mode for energy savings.

4. PACKAGE CONTENTS

Upon unpacking, please ensure all items are present and in good condition:

- FLANUR 1500W Small Desk Heater (Model 26)
- Remote Control
- User Manual (this document)

5. SETUP GUIDE

1. **Placement:** Place the heater on a firm, level surface. Ensure there are no obstructions to the air intake or exhaust.
2. **Power Connection:** Plug the heater into a standard 120V AC electrical outlet.
3. **Initial Power On:** The unit will emit an auditory beep upon plugging in, indicating it is in standby mode.

Constant Temperature

1500w



1500w
PTC Ceramic

≤200ft²
Heating Area


41°F-95°F
Heating Area

Image: Heater placed on a sturdy surface.


6. OPERATING INSTRUCTIONS

The heater can be operated using the touch buttons on the top panel or the included remote control.

6.1. Power On/Off

- Press the **Power button** () on the unit or remote to turn the heater on or off.
- The heater will power on to the last used setting (memory function).

6.2. Mode Selection

- Press the **Mode button** () to cycle through the following modes:
 - **Cool Air (Fan Only):** Circulates ambient air.
 - **High Heat (H2):** 1500W continuous heating.
 - **Low Heat (H1):** 900W continuous heating.
 - **ECO Mode:** Automatically adjusts power to maintain a set temperature (default 77°F / 25°C).

6.3. Temperature Adjustment

- In ECO Mode, use the '+' and '-' buttons to set your desired temperature between 41°F and 95°F (5°C and 35°C).
- The heater will turn off once the set temperature is reached and turn back on if the temperature drops below the set point.

6.4. Oscillation

- Press the **Oscillation button** (🌀) to activate or deactivate the 70° wide-angle oscillation.
- Oscillation is only active in heating modes (H1, H2, ECO).



Image: 70° Oscillation for wide heat distribution.

6.5. Timer Function

- Press the **Timer button** (🕒) to set an auto-off timer from 1 to 12 hours.
- The heater will automatically shut off once the set time expires.

6.6. Sound On/Off

- On the remote control, press the **Sound button** (🔊) to toggle the button press sound on or off.

6.7. Memory Function

- The heater remembers the last used mode and temperature settings when powered off and on again.

Your browser does not support the video tag.

Video: Overview of FLANUR Space Heater features and operation.

7. MAINTENANCE

Proper maintenance ensures the longevity and safe operation of your heater.

- Always unplug the heater from the power outlet before cleaning.
- Use a soft, damp cloth to wipe the exterior surfaces. Do not use abrasive cleaners or solvents.
- Do not immerse the heater in water or any other liquid.
- Ensure the air inlets and outlets are free from dust and debris. Use a vacuum cleaner with a brush attachment to clean these areas regularly.
- Store the heater in a cool, dry place when not in use.

8. TROUBLESHOOTING

If your heater is not operating correctly, please refer to the following common issues and solutions:

Problem	Possible Cause	Solution
Heater does not turn on.	Not plugged in; Power outlet malfunction; Tip-over switch activated; Overheat protection activated.	Ensure the power cord is securely plugged in; Test the outlet with another device; Place the heater on a flat, stable surface; Unplug the heater, wait 30 minutes, then plug it back in.
No heat output.	Fan-only mode selected; Temperature setting too low (in ECO mode).	Press the Mode button to select a heating mode (H1, H2, or ECO); Increase the temperature setting in ECO mode.
Oscillation not working.	Heater is in fan-only mode; Oscillation feature is off.	Ensure the heater is in a heating mode (H1, H2, or ECO); Press the Oscillation button to activate.
Heater turns off unexpectedly.	Tip-over protection activated; Overheat protection activated; Timer expired; 24-hour auto shut-off.	Place the heater on a flat, stable surface; Unplug, wait 30 minutes, then restart; Check timer settings.

9. SPECIFICATIONS

- **Brand:** FLANUR
- **Model:** 26
- **Color:** Black
- **Form Factor:** Tower
- **Indoor/Outdoor Usage:** Indoor
- **Product Dimensions:** 7.44"D x 6.93"W x 11.42"H
- **Mounting Type:** Tabletop Mount
- **Room Type:** Bedroom, Home Office, Living Room
- **Heat Output:** 1500 Watts (High), 900 Watts (Low)
- **Fuel Type:** Electric
- **Min Temperature Setting:** 5 Degrees Celsius (41°F)
- **Max Temperature Setting:** 35 Degrees Celsius (95°F)
- **Item Weight:** 3.54 pounds
- **Power Source:** Electric

10. WARRANTY AND SUPPORT

For warranty information or technical support, please refer to the contact details provided with your purchase documentation or visit the official FLANUR website. Keep your purchase receipt as proof of purchase.

Your browser does not support the video tag.

Video: Demonstrating the portability and ease of use of the FLANUR Space Heater.