

Manuals+

[Q & A](#) | [Deep Search](#) | [Upload](#)

[manuals.plus](#) /

› [Kepswin](#) /

› [Kepswin Solar Charger Power Bank 49800mAh Instruction Manual \(Model PS37K\)](#)

Kepswin PS37K

Kepswin Solar Charger Power Bank 49800mAh Instruction Manual

Model: PS37K

INTRODUCTION

The Kepswin Solar Charger Power Bank (Model PS37K) is a high-capacity portable charging solution designed for outdoor enthusiasts and emergency preparedness. With a 49800mAh battery, it offers multiple charging options, including solar panels and built-in cables, ensuring your devices remain powered in various environments. This manual provides essential information for the proper setup, operation, and maintenance of your power bank.

4 Recharging Ways



Built-in Input Cable



Solar Panel Charging



USB-C Input Port



Micro Input Port



Image: A visual representation of the four available recharging methods for the power bank, including direct sunlight via solar panels and various cable inputs.

Attaching Carabiner

Attach the included carabiner clip to the designated loop on the power bank. This allows for convenient attachment to backpacks or gear for hands-free solar charging during outdoor activities.

49800mAh Solar Power Bank

suitable for various outdoor activities such as camping, hiking, and cycling.



Image: The power bank is shown attached to a backpack, demonstrating its portability and solar charging capability while on the move.

OPERATING

Charging Devices

The power bank supports simultaneous charging of up to five devices. It features four built-in data cables (iOS, Type-C, USB-A, Micro) and three charging ports (Type-C, Micro, and USB-A).

- **Built-in Cables:** Pull out the appropriate built-in cable (iOS, Type-C, USB-A, or Micro) and connect it directly to your device.
- **USB-A/USB-C Ports:** Use your device's own charging cable and connect it to one of the available USB-A or USB-C output ports.

- **Wireless Charging:** Place your wireless-charging-compatible device on the designated wireless charging pad on the power bank.

Charging 5 Devices Simultaneously

3 Cable Outputs & 2 Output Ports






-  Micro Output Cable
-  Type-C Output Cable
-  iso Output Cable
-  USB-C Output Port
-  USB-A Output Port



Image: The power bank is actively charging three smartphones via its integrated cables and two additional devices through its USB-A and USB-C output ports.

Flashlight Operation

The power bank includes a super bright camping light and SOS flashlight function.

- **Turn On/Off:** Press and hold the power button for 3 seconds.
- **Switch Modes:** Short press the power button to cycle through the 3 different modes: Normal electric torch mode, SOS mode, and Strobe mode.

Built-in Dual Flashlight



Image: The power bank's dual LED flashlight is shown in action, providing illumination in a dark outdoor setting, highlighting its utility for camping and emergencies.

Battery Indicator

Press the power button once to check the remaining battery level. The LED indicators will light up to show the current charge status.

Your browser does not support the video tag.

Video: This video from the seller demonstrates the various features of the Kepswin 49800mAh Portable Phone Charger, including its multiple charging ports, solar panels, and flashlight functions, highlighting its suitability for outdoor camping.

MAINTENANCE

Durability

The power bank is constructed from high-quality ABS+PC material, providing waterproof, dustproof, and shockproof features. The corners are protected with thick, drop-proof silicone, and charging ports are sealed with silicone sleeves to prevent water ingress.



Image: A composite image illustrating the power bank's resistance to water, impact, and dust, emphasizing its rugged design for outdoor use.

General Care

To prolong the life of your power bank, avoid exposing it to extreme temperatures or direct impact. Keep charging ports clean and dry. Store in a cool, dry place when not in use.

TROUBLESHOOTING

- **Device not charging:** Ensure the power bank is sufficiently charged. Check all cable connections and ensure they are secure. Verify that the device being charged is compatible with the power bank's output specifications.
- **Slow solar charging:** Solar charging efficiency depends on direct sunlight intensity. Ensure panels are fully exposed to direct sunlight without obstructions. Solar charging is slower than wall charging and is intended for supplemental power.
- **Flashlight not working:** Press and hold the power button for 3 seconds to activate the flashlight. If it still doesn't work, check the power bank's battery level.

SPECIFICATIONS

Feature	Detail
Model Number	PS37K
Battery Capacity	49800 Milliamp Hours
Product Dimensions	7.1 x 3.2 x 1.1 inches
Item Weight	1.63 pounds

Connector Type	USB Type C
Special Features	Power Bank QC3.0 Fast Charging, USB C, Waterproof Portable solar charger, LED Flashlight, Charging Indicator, Multiple Protections, 3 USB Outputs
Manufacturer	Shenzhen Zhong xing Wei Technology Co.,Ltd.

WHAT'S IN THE BOX

- 1 x 49800mAh Solar Charge Power Bank
- 1 x User Guide
- 1 x Free Carabiner

WARRANTY AND SUPPORT

Kepswin offers 24/7 customer support to ensure any issues you encounter are resolved quickly and to your satisfaction. Please refer to the user manual included in the packaging for detailed warranty information.