

[Manuals.plus](#) /

› [KOTEK](#) /

› KOTEK 5-Piece Patio Furniture Set Instruction Manual (Model B0FCXQVTFH)

## KOTEK B0FCXQVTFH

# KOTEK 5-Piece Patio Furniture Set Instruction Manual

Model: B0FCXQVTFH

## 1. INTRODUCTION

---

Thank you for choosing the KOTEK 5-Piece Patio Furniture Set. This manual provides essential information for the safe assembly, proper use, and effective maintenance of your new outdoor furniture. Please read these instructions carefully before assembly and retain them for future reference.



Image 1.1: The KOTEK 5-Piece Patio Furniture Set, featuring two armless sofas, a corner sofa, and a coffee table, arranged on an outdoor patio.

## 2. PACKAGE CONTENTS

---

Before beginning assembly, please verify that all components listed below are present and undamaged. If any parts are missing or damaged, do not proceed with assembly. Contact KOTEK customer support for assistance.

- 4 x Armless Sofa Sections
- 1 x Acacia Wood Coffee Table
- 4 x Seat Cushions
- 4 x Back Cushions
- 1 x Instruction Manual (this document)
- Hardware Pack (screws, washers, Allen wrench, etc.)

## 3. SAFETY INFORMATION

---

- Ensure all bolts and screws are securely tightened before use. Periodically check and re-tighten as necessary.
- Do not exceed the weight capacity limits specified in the 'Specifications' section.
- Keep children away from the assembly area. Small parts can be a choking hazard.
- Place the furniture on a flat, stable surface to prevent tipping.
- Avoid placing hot items directly on the acacia wood coffee table without protection.
- Do not stand on the furniture.

## 4. SETUP AND ASSEMBLY


---

Assembly of the KOTEK 5-Piece Patio Furniture Set is designed to be straightforward. It is recommended to assemble the furniture with at least two people.

1. **Unpack Components:** Carefully remove all parts from the packaging. Lay them out on a soft, clean surface to prevent scratches.
2. **Identify Hardware:** Refer to the hardware list in the separate instruction sheet (included in the package) to identify all screws, washers, and tools.
3. **Assemble Sofa Sections:** Follow the step-by-step diagrams in the included instruction sheet to connect the armless sofa sections. Ensure all connections are firm but do not fully tighten screws until all parts are aligned.
4. **Assemble Coffee Table:** Attach the legs to the acacia wood tabletop as per the instructions.
5. **Final Tightening:** Once all components are loosely assembled and aligned, fully tighten all screws using the provided Allen wrench. Do not overtighten.
6. **Place Cushions:** Position the seat and back cushions on the assembled sofa sections.



# Well-Made Patio Rattan Set



Stable X-Shaped  
Metal Frame



L-Shaped Footpads



Firm Screw Connection

Image 4.1: Illustration of the furniture's construction, highlighting the stable X-shaped metal frame, L-shaped footpads for stability, and firm screw connections for secure assembly.

## 5. OPERATING AND USAGE

This patio furniture set offers versatile arrangements to suit various outdoor spaces and preferences.

### 5.1 Flexible Layout

The armless sofa sections can be configured together to form a larger sectional or separated to create individual seating arrangements. Experiment with different layouts to optimize your patio, deck, balcony, or poolside area.

# Free Combination

Decorate and layout your outdoor environment as your preference



Image 5.1: Examples of flexible combinations for the sofa sections and coffee table, demonstrating how the set can be adapted to different spaces.

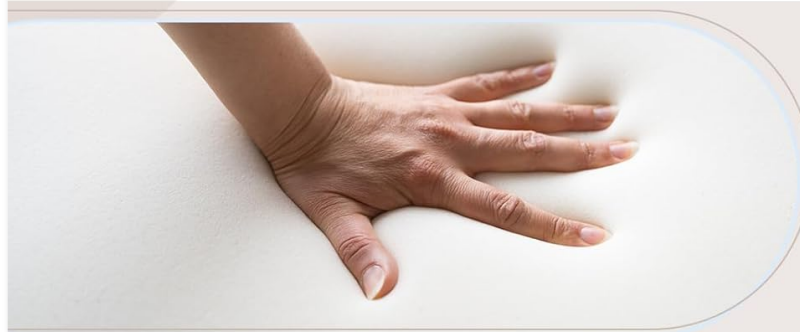
## 5.2 Comfort Features

The set includes thick, high-resilience sponge cushions designed for comfort. The cushions are suitable for outdoor use, but it is recommended to store them indoors during inclement weather or prolonged periods of non-use to extend their lifespan.

# Comfortable Sitting Experience



Thickened Cushion with Zipper



## High-density Sponge



Image 5.2: Details of the comfortable sitting experience, showing a thickened cushion with a zipper for easy removal and the high-density sponge material.

## 6. MAINTENANCE


Regular maintenance will help preserve the appearance and longevity of your KOTEK patio furniture set.

- **Cushions:** The cushion covers feature smooth zippers for easy removal. Machine wash covers in cold water with mild detergent and air dry. Do not bleach or tumble dry.
- **PE Rattan:** Clean the PE rattan with a soft cloth, mild soap, and water. Rinse thoroughly and allow to air dry. Avoid harsh chemicals or abrasive cleaners.
- **Acacia Wood Coffee Table:** Wipe the acacia wood surface with a damp cloth. For deeper cleaning, use a mild wood cleaner. Periodically apply a wood sealant or oil to maintain its finish and protect against weathering.
- **Metal Frame:** Wipe the metal frame with a damp cloth. If rust spots appear, clean with a wire brush and apply a rust-inhibiting paint.
- **Storage:** During off-season or prolonged periods of non-use, store cushions indoors. Consider using a weather-resistant furniture cover for the entire set to protect it from harsh elements.



## Premium Material

Ensure prolonged outdoor using time



### Premium Black PE Rattan



Well-Woven



Anti-Fading



Elegant



### Sturdy Acacia Wood



Natural



Solid



Appealing

Image 6.1: Close-up view of the premium black PE rattan and sturdy acacia wood, illustrating the durable materials used in the furniture set.

## 7. TROUBLESHOOTING

- **Wobbly Furniture:** Check all screws and bolts to ensure they are securely tightened. Ensure the furniture is placed on a level surface.
- **Cushions Flattening:** Rotate cushions regularly to distribute wear. Fluff cushions periodically to restore their shape.
- **Fading Rattan/Wood:** While materials are fade-resistant, prolonged exposure to direct sunlight can cause some fading over time. Use furniture covers when not in use to minimize exposure.
- **Difficulty Cleaning:** For stubborn stains on rattan or wood, use a soft brush with mild soap and water. For cushion covers, ensure they are removed before washing.

## 8. SPECIFICATIONS

Feature	Detail
---------	--------

Feature	Detail
Model Number	B0FCXQVTFH
Color of Rattan	Black
Cushion Color	Off White
Materials	PE Rattan, Acacia Wood, Metal, Polyester, Sponge
Dimension of Each Sofa (L x W x H)	27" x 25" x 25"
Dimension of Coffee Table (L x W x H)	24" x 24" x 12.5"
Dimension of Seat Cushion (L x W x Thickness)	25" x 24" x 3"
Dimension of Back Cushion (L x W x Thickness)	25.5" x 14.5" x 5"
Seat Height (without cushion)	12"
Weight Capacity of Each Sofa	400 lbs
Weight Capacity of Coffee Table	180 lbs
Total Item Weight	96 lbs
Assembly Required	Yes

# Product Dimensions



Image 8.1: Detailed product dimensions for the sofa sections and coffee table, including height, width, and depth measurements, along with weight capacities.

## 9. WARRANTY AND SUPPORT

For any questions, concerns, or assistance with your KOTEK 5-Piece Patio Furniture Set, please contact KOTEK customer support. Refer to your purchase documentation for specific warranty details.

**KOTEK Customer Support:** Please visit the KOTEK store on Amazon or refer to the contact information provided with your purchase.